
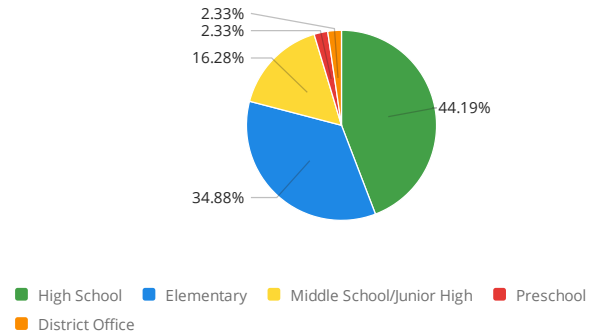


Component Baseline Analysis 2021-2022

Response Count



Building Level



State Board Outcomes

SBO1. We consistently measure specific student social and emotional skills, as well as, provide instruction and intervention to help improve those skills.

SBO2. We emphasize early childhood learning and make connections within our community, so our students enter Kindergarten ready to learn.

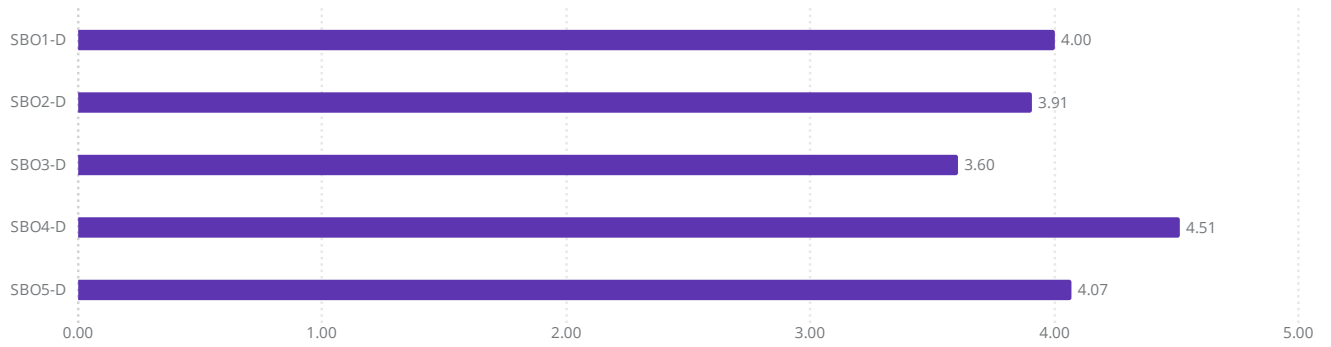
SBO3. Students, families, and the school work together as students move our schools to build, adjust, and implement individual plans of study.

SBO4. Graduating high school is a priority and goal for every student and staff member across our district.

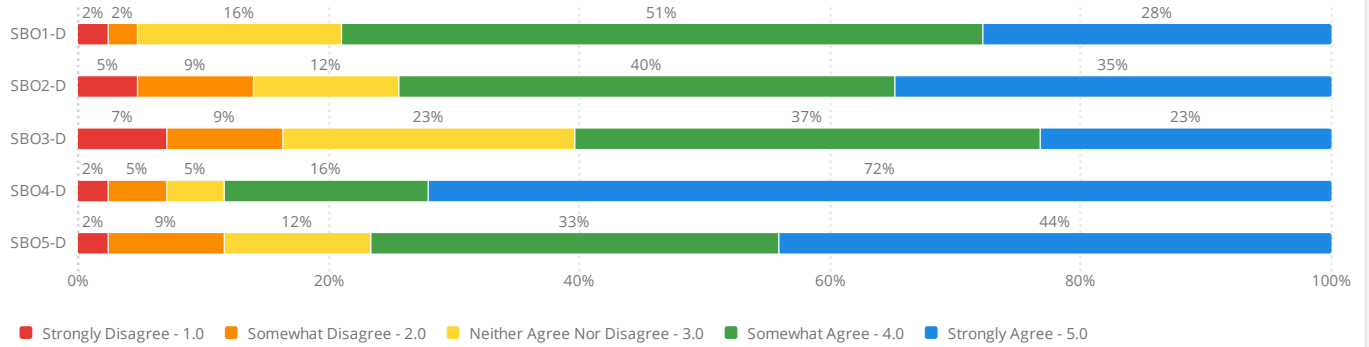
SBO5. We emphasize the importance of continuous growth beyond high school graduation.

D
I
S
T
R
I
C
T

State Board Outcomes - District Average by Question (1.0 - 5.0 scale)

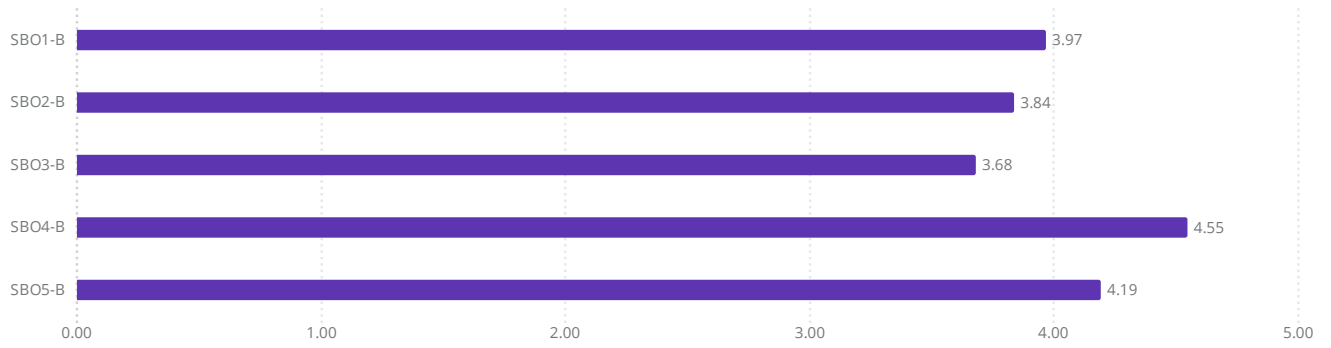


State Board Outcomes - District Overall by Question (1.0 - 5.0 scale)

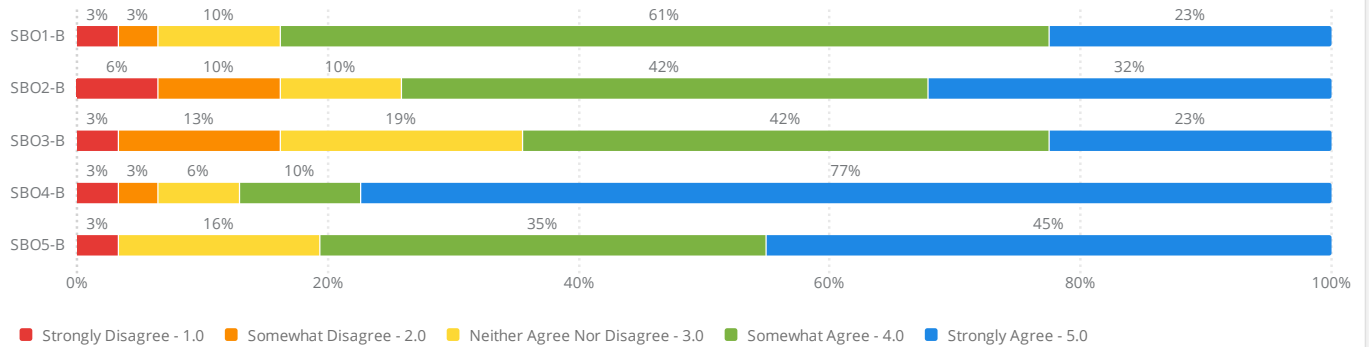


B
U
I
L
D
I
N
G

State Board Outcomes - Building Average by Question (1.0 - 5.0 scale)



State Board Outcomes - Building Overall by Question (1.0 - 5.0 scale)



Leadership and Culture

LC1. Our leaders establish and support collaborative structures where teachers work together as effective teams for the purpose of improvement.

LC2. We have a shared understanding of the vision/mission related to student success.

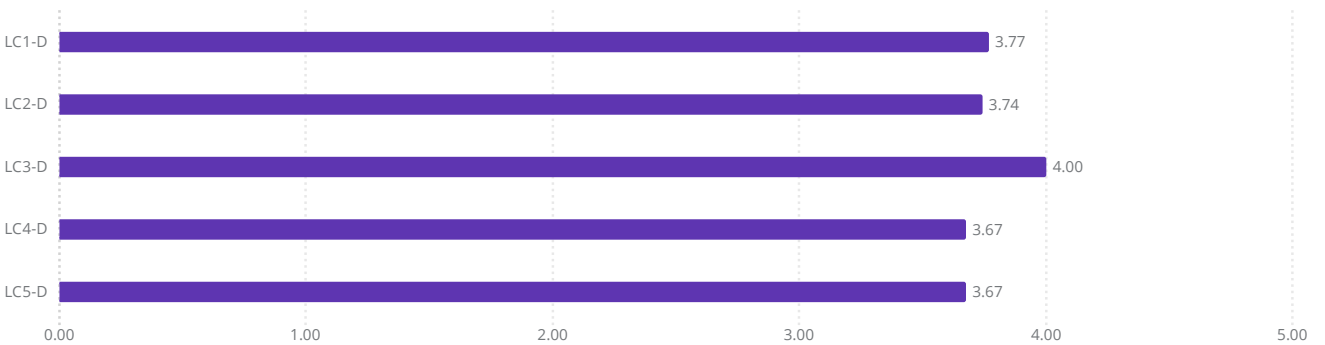
LC3. We believe all students can achieve high standards.

LC4. We believe all staff have confidence in the capabilities of each other.

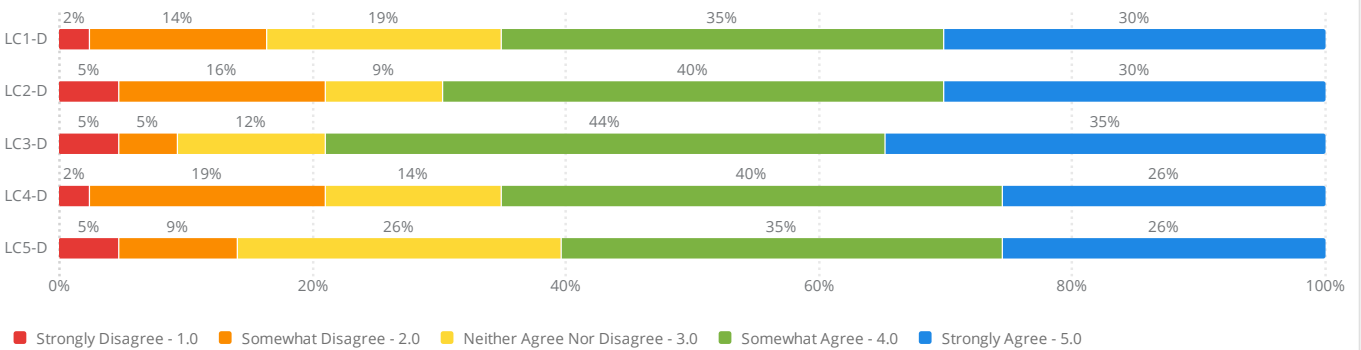
LC5. We have a plan to engage all stakeholders in gathering input and providing feedback (families, students, staff, business, other community members).

D
I
S
T
R
I
C
T

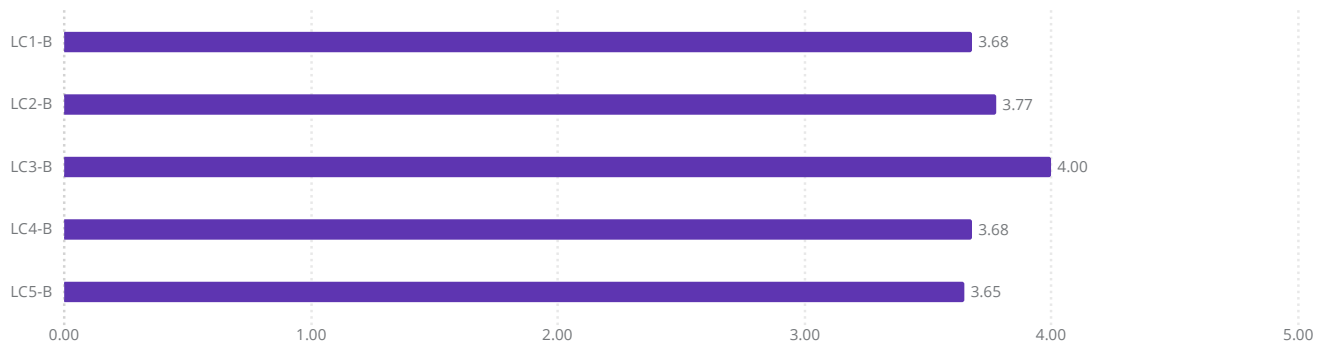
Leadership and Culture - District Average By Question (1.0 - 5.0 scale)



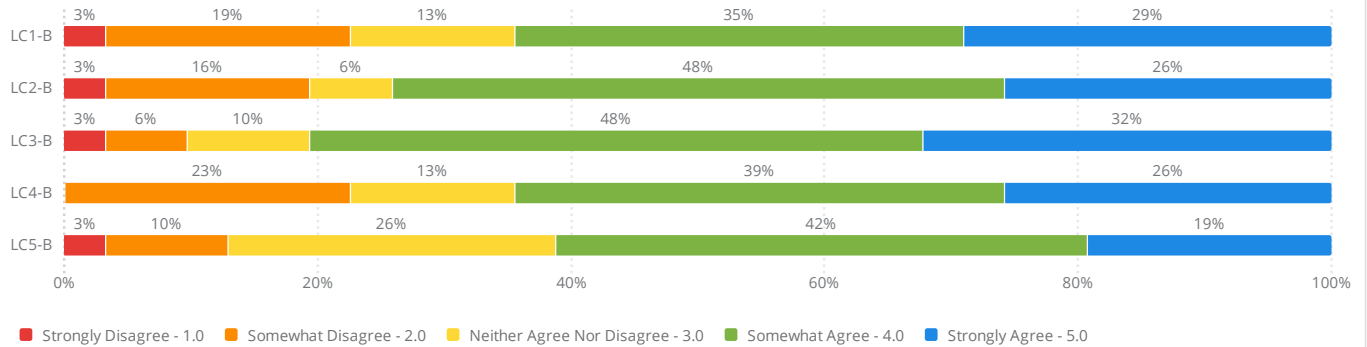
Leadership and Culture - District Overall by Question (1.0 - 5.0 scale)



Leadership and Culture - Building Average By Question (1.0 - 5.0 scale)



Leadership and Culture - Building Overall by Question (1.0 - 5.0 scale)



Data-Based Decision Making

DBDM1. We have a process in place for working with data to make decisions.

DBDM2. We regularly use data to make decisions.

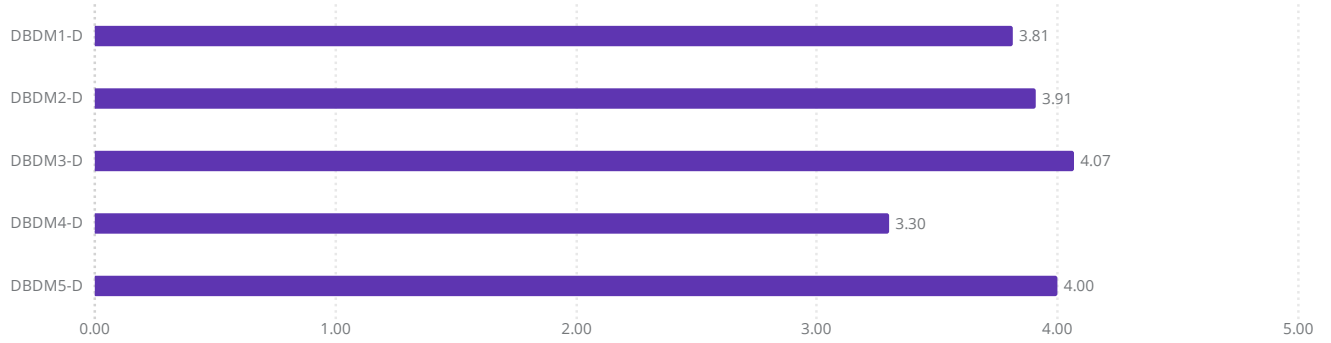
DBDM3. We use the data to inform instruction. (We support the process of using data to inform instruction).

DBDM4. Our data is openly shared, and implications for instruction are discussed at multiple levels within the school, with families, and the community.

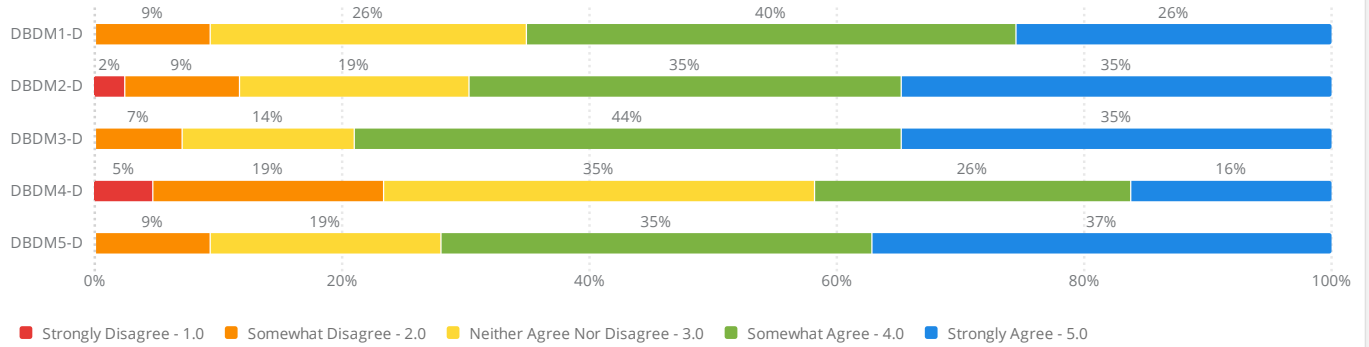
DBDM5. We use real-time data to trigger instructional interventions for individual students.

D
I
S
T
R
I
C
T

Data-Based Decision Making - District Average By Question (1.0 - 5.0 scale)

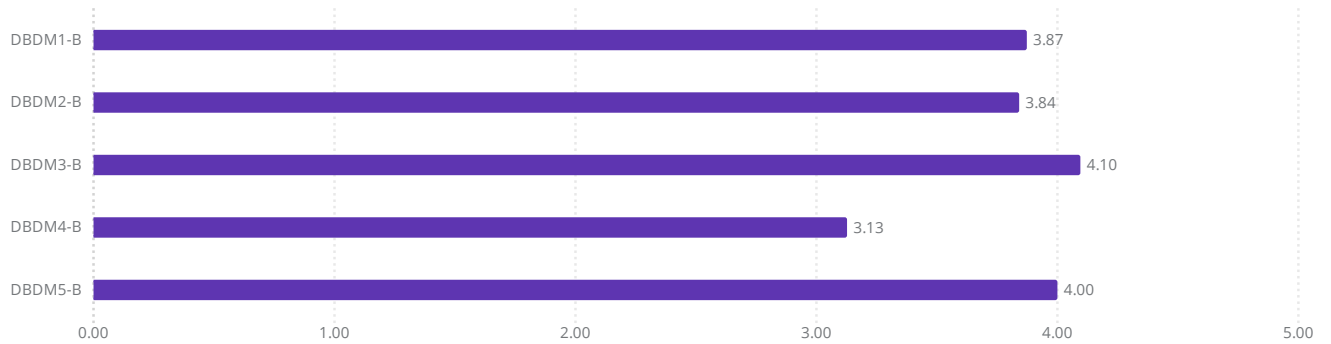


Data-Based Decision Making - District Overall by Question (1.0 - 5.0 scale)

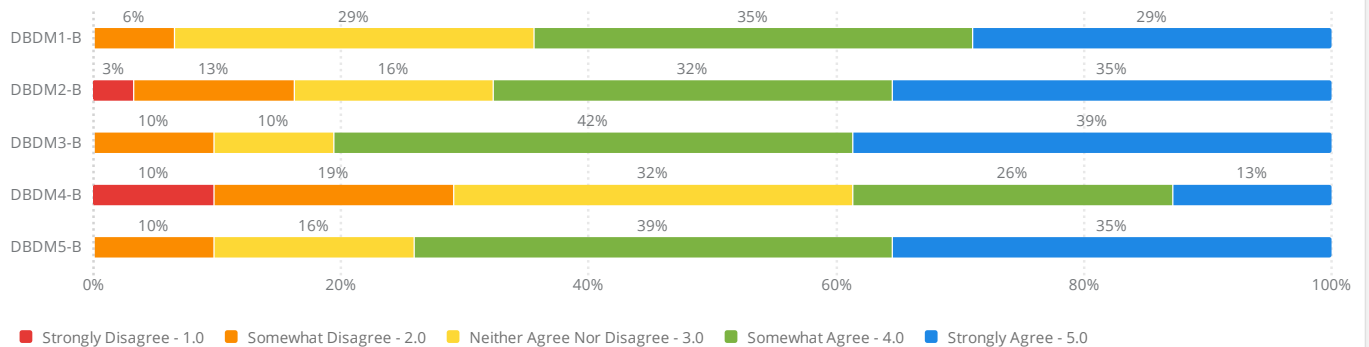


B
U
I
L
D
I
N
G

Data-Based Decision Making - Building Average By Question (1.0 - 5.0 scale)



Data-Based Decision Making - Building Overall by Question (1.0 - 5.0 scale)



Foundational Structures

FS1. We utilize a tiered framework that includes targeted interventions to promote student growth for each student in the area of academics.

FS2. We utilize a tiered framework that includes targeted interventions to promote student growth for each student in the area of behavior and social-emotional learning.

FS3. We review and disaggregate student data based on student and community demographics. (e.g. racial/ethnic diversity, gender, socioeconomic status, students with disabilities, English Language Learners, single families, etc.)

FS4. We encourage community members, staff, and students to have a voice in continuous improvement.

FS5. We support increased student appreciation of the arts and cultural heritage.

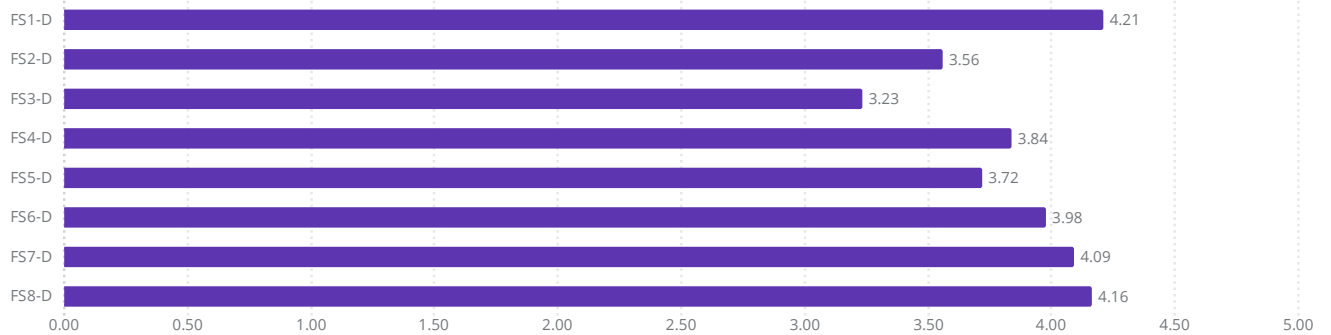
FS6. We provide purposeful career awareness and guidance.

FS7. We monitor and adjust policies and practices in order to provide a physically and emotionally safe climate/culture.

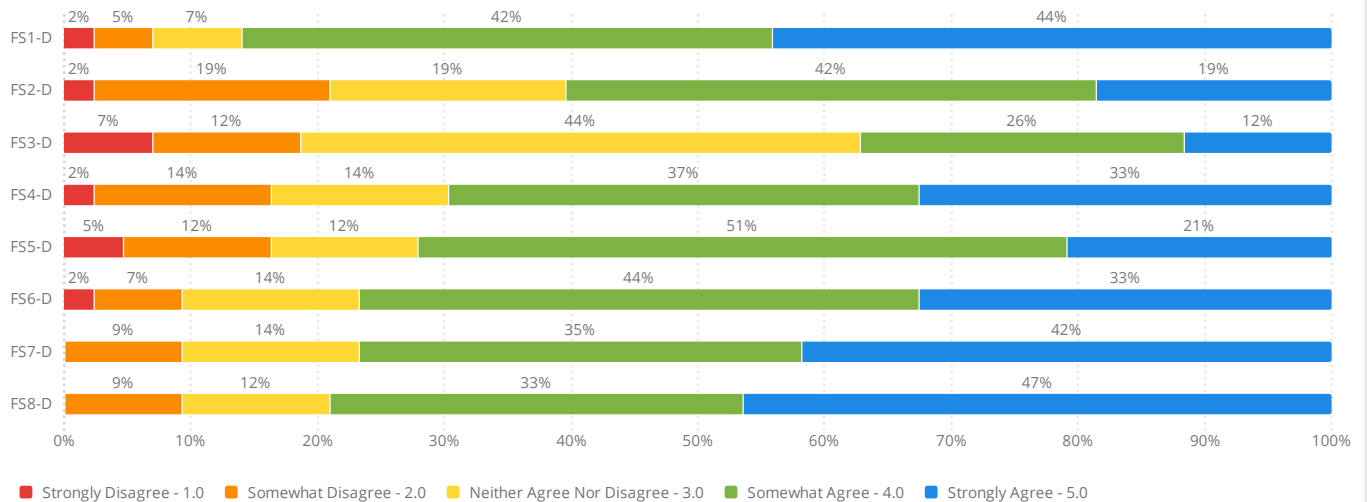
FS8. We provide a diverse, equitable, and inclusive education for all students.

D
I
S
T
R
I
C
T

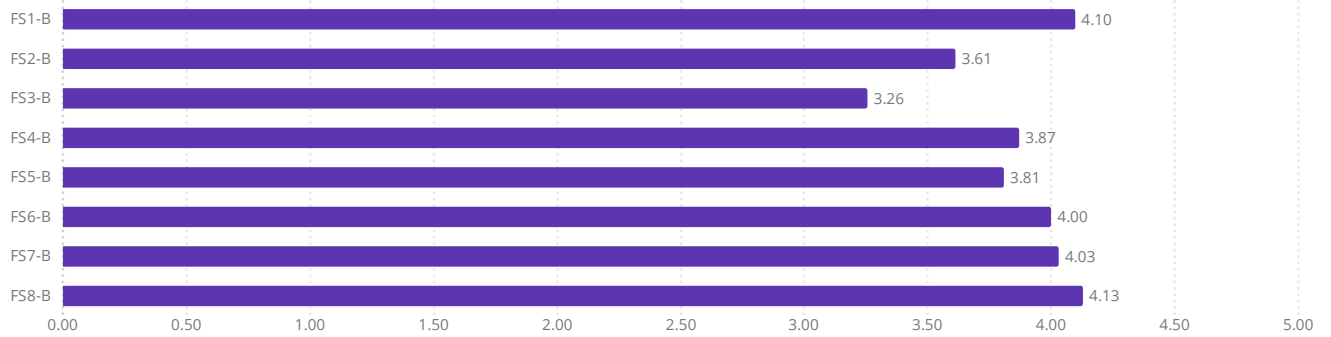
Foundational Structures - District Average By Question (1.0 - 5.0 scale)



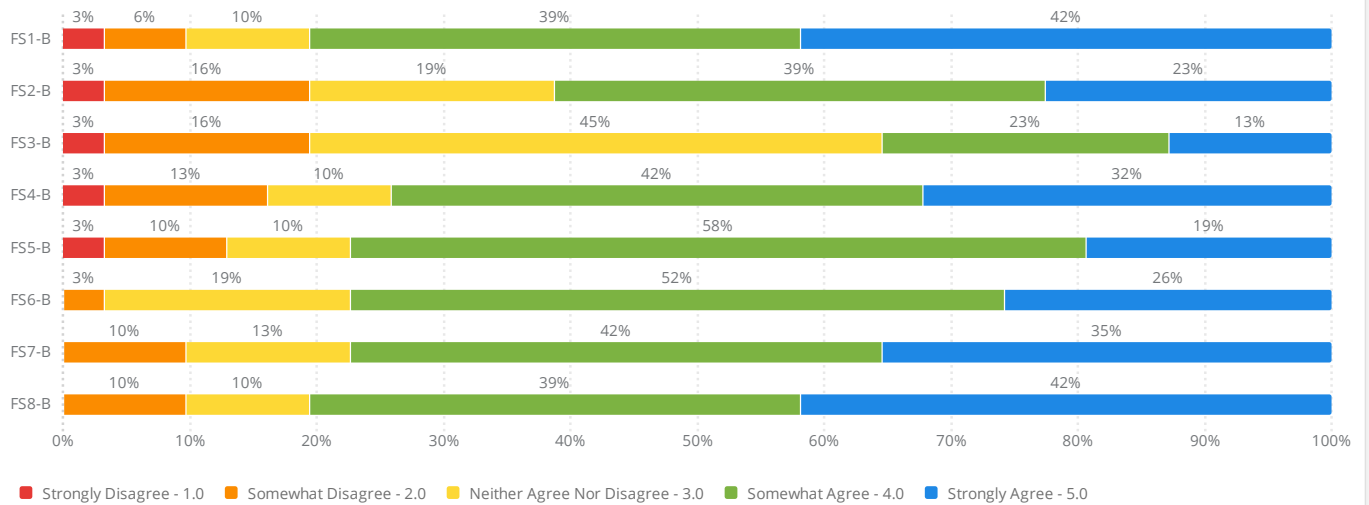
Foundational Structures - District Overall by Question (1.0 - 5.0 scale)



Foundational Structures - Building Average By Question (1.0 - 5.0 scale)



Foundational Structures - Building Overall by Question (1.0 - 5.0 scale)



Design Principles

DP1. Our leadership team commits time, energy, and resources to building and strengthening partnerships with families.

DP2. Our leadership team commits time, energy, and resources to building and strengthening partnerships with businesses and communities.

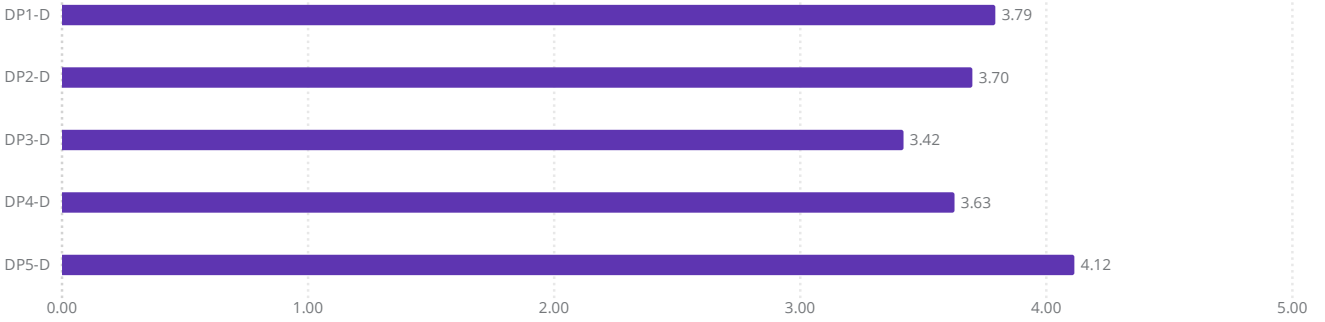
DP3. We support personalized learning for students by providing choice in time, place, path, pace and demonstration of learning.

DP4. We provide each student with multiple opportunities to apply their learning in real-world situations.

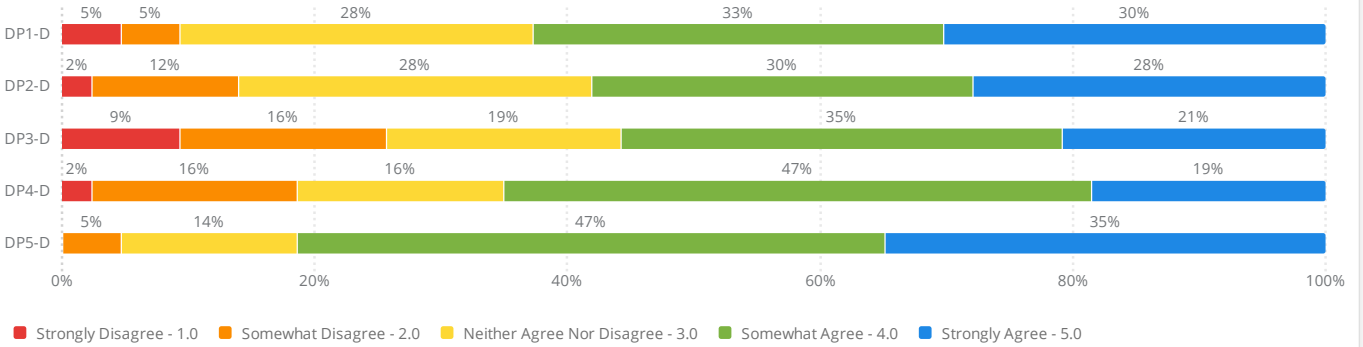
DP5. We support the continuous development and integration of both Academic and Social Emotional skills for all students.

D
I
S
T
R
I
C
T

Design Principles - District Average By Question (1.0 - 5.0 scale)

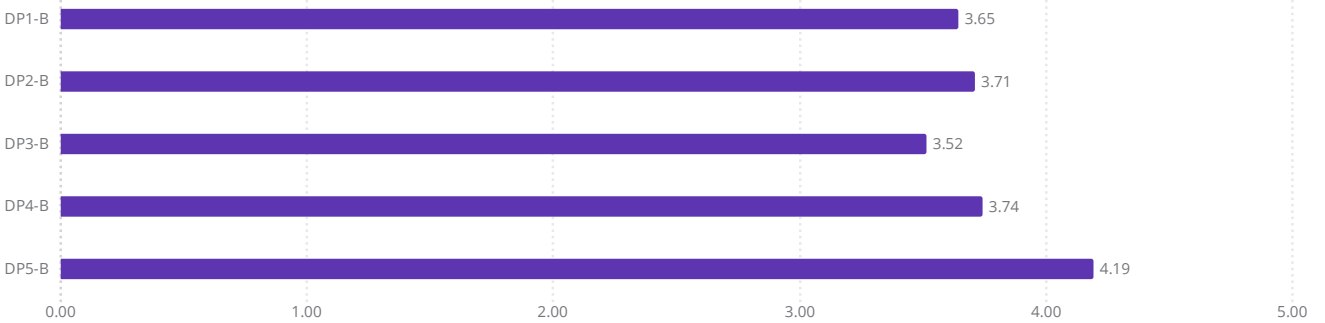


Design Principles - District Overall by Question(1.0 - 5.0 scale)

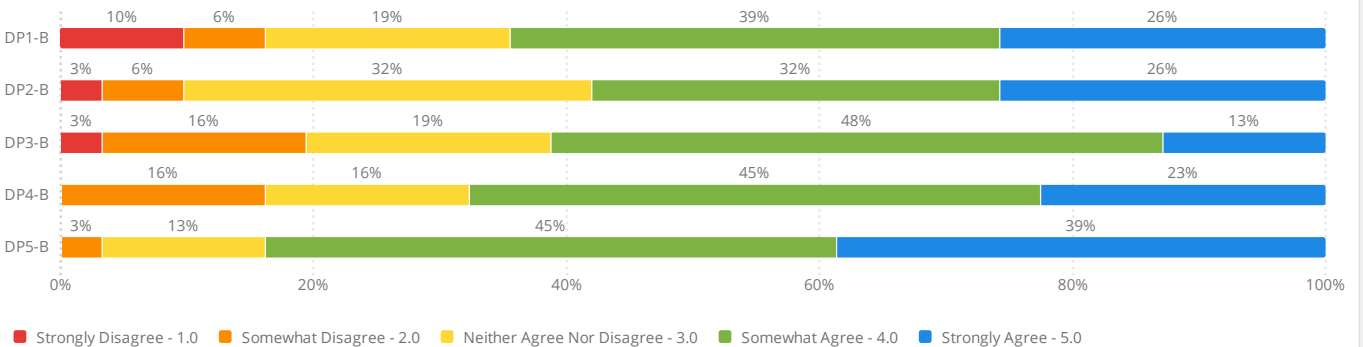


B
U
I
L
D
I
N
G

Design Principles - Building Average By Question (1.0 - 5.0 scale)



Design Principles - Building Overall by Question (1.0 - 5.0 scale)



Curriculum, Instruction, and Assessment

CIA1. We implement a curriculum that is fully aligned with the current Kansas standards.

CIA2. We use standards as a platform to personalize learning for students.

CIA3. We utilize varied and effective evidence-based instructional practices in all classrooms.

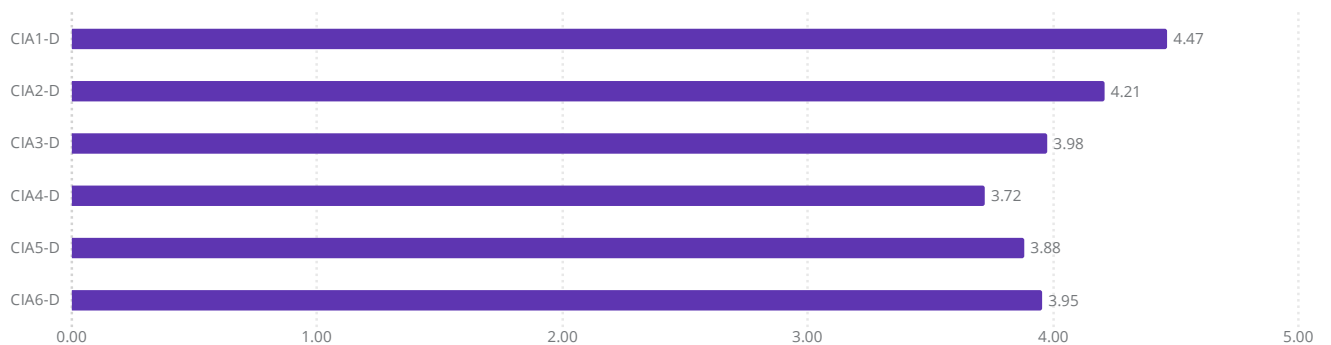
CIA4. Our teachers consistently demonstrate high quality instruction.

CIA5. We utilize a balanced and clearly defined assessment plan.

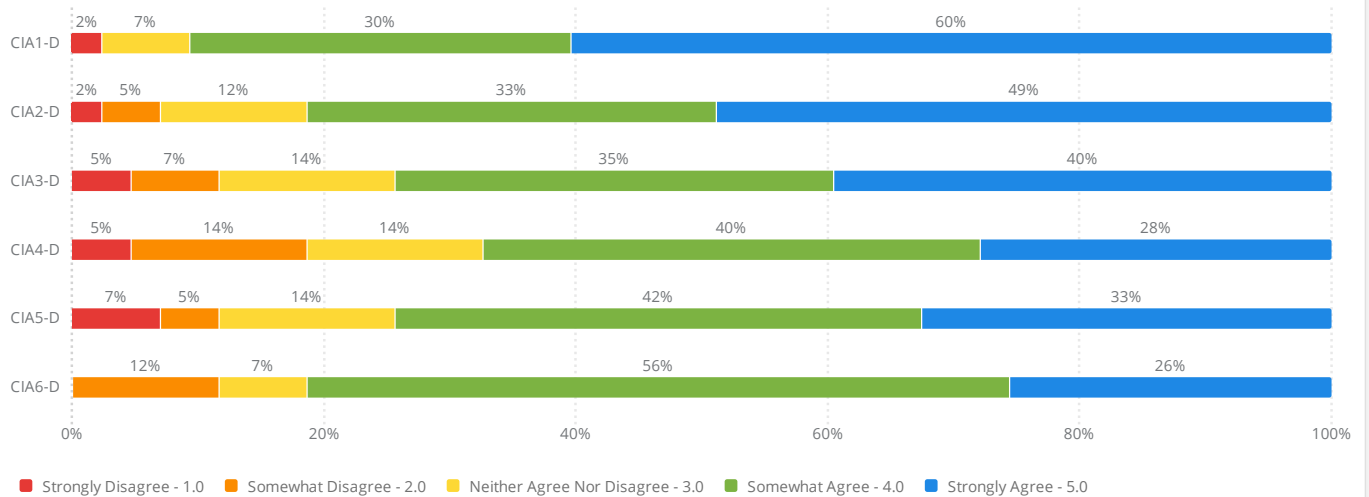
CIA6. We provide direct instruction to support social and emotional skills.

D
I
S
T
R
I
C
T

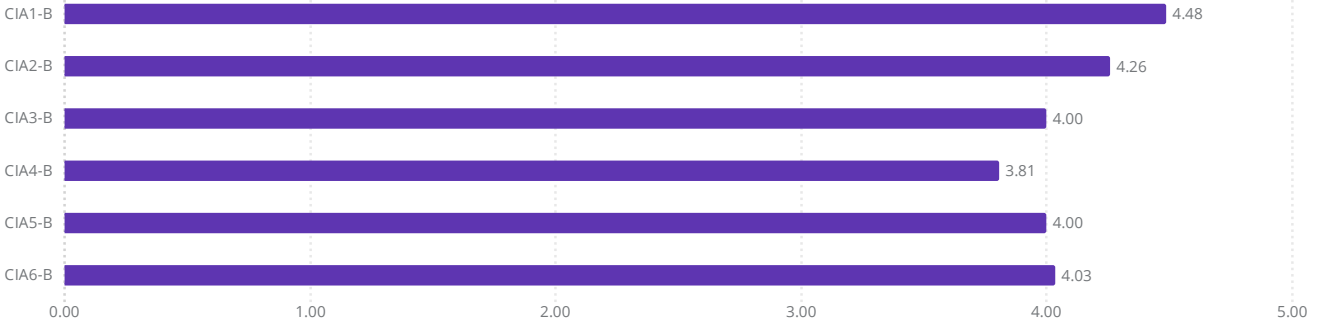
Curriculum, Instruction, and Assessment - District Average By Question (1.0 - 5.0 scale)



Curriculum, Instruction, and Assessment - District Overall by Question (1.0 - 5.0 scale)



Curriculum, Instruction, and Assessment - Building Average By Question (1.0 - 5.0 scale)



Curriculum, Instruction, and Assessment - Building Overall by Question (1.0 - 5.0 scale)

