

Budget Profile

2009-2010



USD 305 Salina Public Schools
Salina, Kansas

Order of Contents

- Budget General Information (characteristics of district)
- Supplemental Information for Tables in *Summary of Expenditures*
- KSDE Website Information Available
- Summary of Expenditures (Sumexpen.xls)

2009-2010 Budget General Information

USD #: 305

Introduction

Learning for all, whatever it takes!

The staff and board of education of Salina USD 305 are dedicated to on-going improvement of our academic program and to the success of every child enrolled in Salina USD 305. An early-learning center, eight elementary, two middle and two high schools currently serve pre-school through twelfth grade students. Salina USD 305 is a progressive, learner-focused school district. We believe our entire school community is responsible for the success of our students and we each share in the responsibility. It takes everyone - working cooperatively - to reach our common goal: *Learning for all, Whatever it takes!*

Salina, Kansas is a family-oriented community in our nation's heartland, blending just the right amount of rural heritage and hospitality with the excitement and amenities of urban America to make Salina a great place to live, work and visit! Support for modern facilities and access to state-of-the-art technology are just two examples of this community's bold and visionary commitment to public education. The community expects our public schools to succeed and is willing to step in and do what it takes to make this happen. Our Strategic Plan, a road map for the new millennium, was established by community members and educators working together.

Salina USD 305 is the ninth largest school district in Kansas and encompasses the city of Salina, located in Saline County in north central Kansas. Enrollment is stable at 7,310 (Sept. 20, 2008) in pre-kindergarten through grade 12. The school district is the sponsoring agency for the following educational programs:

- Central Kansas Cooperative in Education: CKCIE is a special education cooperative of 12 school districts providing special education support services to public schools.
- Heartland Headstart: This multi-county program serves preschool students and their parents and partners with other social service agencies to provide support services for these families.
- Salina Adult Learning Center: This program provides adult basic education, English as a second language support and GED preparation for people 16 or older and out of school.

The 2008-2009 school year marked the final year of Salina USD 305's governance of Salina Area Technical College. As of July 1, 2009 the College will be an independent, self-supporting institution. The school opened on the site of the former Shilling Air Force Base in 1965 with 189 students enrolled in nine programs. The learning center opened as Salina Area Vocational-Technical School under the supervision of Salina USD 305. Over the past years the institution has grown and adapted to the ever-changing technical education needs of the six-county core area. On July 1, 2008 the former technical school became a technical college, and on July 1, 2009 the college became an independent institution. This new direction now allows the offering of general education courses and the ability to confer a two-year associate of applied science degree.

Board Members

The board of education meets at 5 p.m. the second and fourth Tuesdays of each month in the district office, 1511 Gypsum, Salina.

Board Members (elected July, 2009)

- Pat Grimwood, President
- Mary Anne Trickle, Vice-Present
- Phil Black, Member
- Carol Brandert, Member
- Gary Denning, Member
- Jim Dubois, Member
- Larry Michel, Member

Key Staff

- Superintendent: Dr. Rob Winter
- Deputy Superintendent: A.J. D'Angelo, Clerk of the Board
- Director of Business: Lisa Peters, Treasurer
- Accountant: Bill Sturges
- Executive Director of School Improvement: Dr. Corbin Witt
- Director of Student and Administrative Support Services: Dr. Nancy Kiltz
- Executive Director of Special Education Cooperative: Dr. Betty Amos
- Director of Facilities: Ken Kennedy
- Director of Staff Development: Pam Irwin
- Director of Food and Nutrition Services: Cindy Foley
- Public Information Coordinator: Carol Pitts

The District's Accomplishments and Challenges

Student achievement on state assessments is the basis for a yearly board of education celebration, "Celebrate Success" in the Fall. Buildings are presented "Shining Star" Awards based results previous spring's state assessments. The following accomplishments were celebrated in October 2008.

<p>Coronado Elementary School AYP Grades 3 – 5 Reading and Math <i>% At or Above Standard</i> Reading 86.01% State AYP Goal 75.6% Math 96.39% State AYP Goal 73.4% Science 80.32% <i>Exemplary Scores</i> 56 Reading; 68 Math; 7 Science <i>Standards of Excellence</i> <i>Reading</i> 08 Building; 07, 08 Grade 4; 02 Grade 5 <i>Math</i> 07, 08 Building; 06, 07, 08 Grade 3; 00-05, 07, 08 Grade 4; 08 Grade 5</p>	<p>Cottonwood Elementary School AYP Grades 3 – 5 Reading and Math <i>% At or Above Standard</i> Reading 72.08% State AYP Goal 75.6% Math 88.88% State AYP Goal 73.4% Science 89.83% <i>Exemplary Scores</i> 28 Reading; 48 Math; 4 Science <i>Standards of Excellence</i> <i>Math</i> 07, 08 Building; 07 Grade 3; 06, 07, 08 Grade 4; 07, 08 Grade 5 <i>2007 Challenge Award</i></p>
--	--

<p>Heusner Elementary School Met AYP Grades 3 – 5 Reading and Math % At or Above Standard Reading 92.52% State AYP Goal 75.6% Math 89.71% State AYP Goal 73.4% Science 89.36% Exemplary Scores 53 Reading; 51 Math; 12 Science Standards of Excellence Reading 07 Building; 07, 08 Grade 4; 05, 07, 08 Grade 5 Math 07 Building; 06, 07 Grade 3; 04, 05, 06, 07 Grade 4; 08 Grade 5</p>	<p>Meadowlark Ridge Elementary School Met AYP Grades 3 – 5 Reading and Math % At or Above Standard Reading 96.49% State AYP Goal 75.6% Math 96.52% State AYP Goal 73.4% Science 98.55% Exemplary Scores 98 Reading; 109 Math; 21 Science Standards of Excellence Reading 06, 07, 08 Building & Grade 3; 01 - 08 Grade 5 ; 07, 08 Grade 4 Math 06, 07, 08 Building, Grade 3 & 5 ; 00 - 08 Grade 4 Writing 05, 07 Grade 5 Science 08 Building & Grade 4</p>
--	--

<p>Oakdale Elementary School Met AYP Grades 3 – 5 Reading and Math Students % At or Above Standard Reading 89.3% State AYP Goal 75.6% Math 93.98% State AYP Goal 73.4% Science 90.27% Exemplary Scores 50 Reading; 64 Math; 5 Science Standard of Excellence Reading 08 Building; 08 Grade 4; 03, 07 Grade 5 Math 08 Building; 08 Grade 3; 05 Grade 4 2008 Challenge Award</p>	<p>Schilling Elementary School Met AYP Grades 3 – 5 Reading and Math % At or Above Standard Reading 84.69% State AYP Goal 75.6% Math 85.27% State AYP Goal 73.4% Science 88.4% Exemplary Scores 45 Reading; 37 Math; 6 Science Standards of Excellence Reading 08 Grade 5 Math 07, 08 Grade 3; 04, 05 Grade 4</p>
---	--

<p>Grace E. Stewart Elementary School Met AYP Grades 3 – 5 Reading and Math Students % At or Above Standard Reading 93.11% State AYP Goal 75.6% Math 97.22% State AYP Goal 73.4% Science 100% Exemplary Scores 84 Reading; 95 Math; 16 Science Standard of Excellence Reading 06, 07, 08 Building & Grade 5; 07, 08 Grade 3; 06, 08 Grade 4 Math 06, 07, 08 Building & Grade 5; 07, 08 Grade 3; 02, 04, 05, 06, 07, 08 Grade 4 Science 08 Building & Grade 4</p>	<p>Sunset Elementary School Met AYP Grades 3 – 5 Reading and Math Students % At or Above Standard Reading 76.88% State AYP Goal 75.6% Math 90.47% State AYP Goal 73.4% Science 92.72% Exemplary Scores 26 Reading; 47 Math; 2 Science Standards of Excellence Math 06, 07, 08 Building; 07 Grade 3; 05, 06, 07, 08 Grade 4; 06, 07, 08 Grade 5</p>
--	--

<p>Lakewood Middle School AYP Grades 6 – 8 Reading % At or Above Standard Reading 78.58% State AYP Goal 75.6% Math 73.28% State AYP Goal 73.4% Science 77.73% History/Government 78.74% Exemplary Scores 165 Reading; 185 Math; 32 Science; 51 History/Gov. Standards of Excellence Reading 08 Building; 08 Grade 7 Social Studies 05 Grade 8</p>	<p>South Middle School Met AYP Grades 6 – 8 Reading and Math % At or Above Standard Reading 88.08% State AYP Goal 75.6% Math 86.1% State AYP Goal 73.4% Science 85.26% History/Government 86.34% Exemplary Scores 254 Reading; 217 Math; 31 Science; 68 History/Gov. Standards of Excellence Reading 06, 07, 08 Building; 08 Grade 6 ; 06, 07, 08 Grade 7; 06, 08 Grade 8 Math 08 Building; 07, 08 Grade 7</p>
--	---

<p>Salina High School Central Met AYP Grade 10 Math and Grade 11 Reading % At or Above Standard Reading 89.5% State AYP Goal 72% Math 81.67% State AYP Goal 64.6% Science 88.39% History/Government 83.24% Exemplary Scores 78 Reading; 37 Math; 16 Science; 19 History/Gov. Standards of Excellence Reading 06, 07, 08 Building / Grade 11 Math 07, 08 Building / Grade 11</p>	<p>Salina High School South Met AYP Grade 10 Math and Grade 11 Reading % At or Above Standard Reading 83.98% State AYP Goal 72% Math 76.41% State AYP Goal 64.6% Science 82.09% History/Government 78.78% Exemplary Scores 43 Reading; 25 Math; 11 Science; 11 History/Gov. Standards of Excellence Reading 06, 07, 08 Building / Grade 11</p>
--	---

08-09 SCHOOL YEAR

HIGHLIGHTS

The Salina USD 305 board of education presents a number of awards and recognitions throughout the school year. “Spotlight Awards” are presented to community members who contribute extraordinary time and resources to support our students and schools. During the 08-09 school year the board presented these awards to Weis Fire and Safety Equipment, Inc., to Tom Martin, executive director of the Salina Regional Health Foundation, and to members of the Salina Area Technical College Executive Council, including Gerald Cook, David Rohleder, Larry Pankratz, Dennis Lauver, Dan Mendicina and David Moody, Dave Adkinson, Kim Hoelting, John Jones, Vern Silvers, Gary Stansberry, Bruce Wyatt and Lee Young.

The “2008 Friends of Education” awards were presented to Kansas Wesleyan University, Dave Dallas, head football coach, Colby Hensley, defensive coordinator football coach, Mike Dibbini, head men’s and women’s soccer coach, and Miguel Ruiz, assistant soccer coach; to volunteers Eleanor Smith and Sharon Zier and to community leader Paula Fried.

The Salina Education Foundation introduced the Joel Pruett as the 2008 scholarship recipient through the LIFT (Loan Initiative for Future Teachers) Program. The Foundation awarded 21st Century Advantage Grants to the following Salina USD 305 staff: Nancy Lysell, Central High School; Katrina Paradis and Anissa Bigler, Central High School; Kimberle Curtis and Ashley Gilpin, gifted facilitators at Coronado, Cottonwood, Meadowlark, Oakdale, Schilling and Sunset Elementary; Carolyn Salinas and Heartland Programs; Susan Coykendall, Lakewood Middle School; Carolyn Goodwin, Meadowlark Elementary; Jane King, Oakdale Elementary; Nancy Bauer, Schilling Elementary; Mary Harmon, Schilling Elementary; Lyric Cairns, South High School (2 grants); Chuck VanGundy, South High School; Barbara

Livengood, South Middle School; Lisa Hall, Melinda Eitel and Marcy Frain, Stewart Elementary; Kim Stoeber, School Social Worker; School Nurses, Vision Emergency. Outside-the-Box Grant recipient was Jeff Platt, South Middle School. The total for all grants was \$22,853.

Cox Communications awarded \$1500 to the Salina USD 305's library media program.

Staff and students participated in the 2008 United Way Campaign, increasing total giving by 4 percent. The staff and students also participated in the community's annual food drive, Project Salina, by donating 9,477 cans of tomatoes.

Certificates were presented on behalf of the Kansas Association of School Boards (KASB) to board members for participation in KASB academy training last school year. Carol Brandert received a Silver Honor Roll Level I Certificate. Mary Anne Trickle received a Gold Honor Roll Level II Certificate and a pin.

Each year staff members nominate colleagues for "You Make A Difference" Awards. During the 08-09 school year 45 staff members received handwritten notes personally delivered by board of education members along with USD 305 lapel pins.

Thirty-two staff members were named "Renaissance Teachers of the Month" by students of the four secondary schools.

The board of education presents "Golden Achievement" Awards to staff members whose service to Salina USD 305 is meritorious, whose service to education and the education professions has impact on the state or national levels or whose professional achievement is particularly noteworthy. During the 08-09 school year these awards were presented to Janet Fisher, dental assistant instructor at SATC; Staff and students of the Salina Adult Education Center (SAEC); Susan Jordan, Meadowlark Elementary second grade teacher; Jim LoVullo, Salina Central High School; Audrey Vaughn, Coronado Elementary School fifth grade teacher; Daniel Jones, Lakewood Middle School; and Roxanne Bell, Heartland registered dietitian and nutrition specialist.

Amanda Donahey, Sunset Elementary second grade teacher, was the district's nominee for the Kansas Horizon Award. Jennifer Kay-Higgins, Lakewood Middle School reading grade 7 teacher, was named the 2008 Master Teacher. Salina USD 305 Teachers of the year were Tim Olsen, Stewart Elementary fourth grade teacher, Elementary Teacher of the Year, and Kate Lindsay, South High School drama teacher, Secondary Teacher of the Year.

"Superintendent Excellence Awards" were presented to the students who qualified for state or national competitions or earned state or national recognition:

- Track/Salina South High School: Taylor Plante, Joey Thompson, Taylor Goodness, Sally Thompson, Andru Halpain and Nick Neuburger. Sue Montoy, team coach.
- Track/Salina Central High School: Justine Young, Jenna Rivers, Wanakei Scott, Arien Cox, Kailyn Bailey, Sadie Suenram, Shayna Hauserman, Cerissa McMillan, Blaine Knox, Ryan Ingrassia, Carl Bowden, Shay Wooten, T'Andre Erving, Steven Lamer, Devon James, Richard Baker and Cale Sharp. Rick O'Neill, coach.
- Golf/Salina South High School: Ryan Wofford, Kevin Hostetter, Austin Hoppock, Daniel Xaysongkham, Eric Tallant and Chandler Gechter. Dan Smith, coach.
- Golf/Salina Central High School: Thatcher Keast. Pat Newell, coach.
- Swimming/South High School: Morgan Brotton, Juliet Korbe, Kaitlyn Paul and Caitlin Pretzer. Keith Smith, coach.
- Diving/Swimming/Central High School: Ashley Weatherd, Amy Shandy, Sydney Parriott, Julia Kaszycki and Melanie Miller. Keith Smith, coach.
- Softball/Salina South High School: Brelynn Schloo, Sarah Wedel, Kelly Pruitt, Brittanie Gardner, Kristyn Glavin, Tia Irwin, Janelle Oder, Ashley Newman, Brea Campbell, Madison Resley, Kaity Crawford, Jill Robl, Abby Spickler, Taylor Myers and Lauren Meis. Kenny Waldman, coach.

- Golf/Salina High School South: The South High girls golf team finished in 6th place at state. Hannah Martin finished in 2nd place, Lindsay Chapman tied for 16th place, Annie Mull tied for 36th place, Sarah Thompson tied for 66th place, Chelsie Witt tied for 69th place and Maggie Thompson finished in 90th place. Dan Smith is the team's coach.
- Golf/Salina High School Central: Kaitlyn Neuschafer finished tied for 33rd at state and Samantha Prester finished tied for 66th place at state. Steve Ewing is the team's coach.
- Cross Country/Salina High School South: Maggie Vinson finished 73rd at state. Alan Hipp is the team's coach.
- Girls Tennis/Salina High School South: Tia Irwin finished 10th in singles at state. The top 10 finish earned her the distinction of State Medalist. In addition to the top 10 finish, coupled with her above 3.5 GPA, this earned Tia the distinction of Academic All-State. Ryan Stuart is the team's coach.
- Girls Tennis/Salina High School Central: The Central Lady Mustang Tennis Team finished in 7th place at state. Abby Morris placed 7th at state and was Academic All-State. Ashley DeTurk and Kelsey Hauserman placed 5th at state in doubles and were both named to the All State Team as well as the Academic All-State team.
- Girls Volleyball/Salina High School South: The South High volleyball team played in the state tournament in Topeka. Their overall record was 27-14 and they were 2nd in their league with a 6-4 record. Team members include Sally Thompson, Logan Antenen, Callie Vandegrift, Taylor Goodness, Jenna Wolf, Brea Campbell, Jenna Miller, Alexa Fritz, Jessica Stonebraker and Lindsey Erickson. Mary Pat Weese is the team's coach.
- Boys Soccer/Salina High School Central: The Salina Central Boys Soccer team ended up 4th in state with an overall record of 17-4. Team members include: Ryan Ingrassia, Chris Lund, Blaine Knox, Tucker Jennings, Kevin Montanez, Todd Clark, John Hall, Jack Shoup, Will Exline, Craig Knox, Daniels Blevins, Lee Weiner, Stephan Lamer, Tanner Counts, Joe Platten, Juan Espino, Tanner Rohrer and Blake Smith. Don Roberts is the team's coach.
- Fort Hays State Math Relays/Salina High School South: The South High math team placed 4th overall. Team members include Ben LeValley, Grant Borthwick, Song Gao, and Charlie Fiorillo. Candace Mahoney and Karen Bastin are the team's sponsors.
- Fort Hays State Math Relays/Salina High School Central: The Central High math team placed 1st overall. Team members include Trent Bigler, Alex Furst, William Reid, Grant Martens, Mitch Pruett, Devin Reese, Lee Weiner, Jake Thompson, Ian Weller, Mike Claman, Blaine Knox and Jake Parriott. Lee Romaniszyn and Deanna Cullins are the team's sponsors.
- National Merit Scholarship Program: Michael Claman, Salina Central High, was named a semi-finalist in the 2009 National Scholarship Program.
- International Thespian Board: Chelsi DeTurk, Salina Central High, was elected to the International Thespian Board. This is the highest level of leadership given to theatre students.
- Salina High School South/Thespian: South High's Thespians Troupe received the Gold Honor Troupe Award at the 2009 Kansas State Thespians Conference. Troupe members Bobby Wearing, Ethan Young, Charlie Fiorillo, Theo Stavropoulos and Ryan Wofford earned first place in the competitive improvisational contest. Bobby Wearing also received a Kansas Thespian Scholarship based on his performance audition and resume. The group is sponsored by Kate Lindsay.
- Salina High School Central/Thespian: Central High's Thespians Troupe 639 received the Gold Honor Troupe Award at the 2009 Kansas State Thespians Conference. Troupe members include Chelsi DeTurk, regional representative for Kansas, Michael Claman, Rhea Andrews, John Neff, Brandon Jensen, state board representative, and Allison Yaple who received a Kansas Thespian Scholarship. The group is sponsored by Chad Nulik.
- Salina High School South/Band: South High's band students were selected to participate in the KMEA All-State Band in Wichita. Band students Amy Kraus, Charlie Fiorillo, Rex Ritter and Grant Borthwick, alternate, were selected. Jared Rawlings is the band director.
- Salina High School Central/Band: Central High had one student, Mike O'Donnell, and five alternates selected to participate in the KMEA All-State Band in Wichita. The alternates were Lee

Weiner (selected twice), Lucas Allen, Phillip Urban and Brock Chart. Ben Rohrer is the band director.

- Salina High School South/Choir: South High had the following students selected to the KMEA State Festival Choir. They were Jordan Lankhorst, Carlie Muchow, Scott Salem, John Snyder, Maggie Spicer, Callie Vandegrift, Bobby Wearing, Corey Wheeler and Ethan Young. Eddie Creer, Jr. is the vocal music director.
- Salina High School Central/Choir: Central High had the following students selected to the KMEA State Festival Choir. They were Rhea Andrews, Katelyn Bradbury, Chelsi DeTurk, Alexis Jarvis, Tiffany Rea, Bryce Sund and Evan Weaverling. Ryan Holmquist is the vocal music director.
- Salina High School Central/Orchestra: Central High had one student, Jake Thompson, selected to participate in the KMEA All-State Orchestra. Jake is also president of Central's chapter of the Tri-M Music Honor Society. Stephanie Schmid is the orchestra director.
- Salina High School South/Debate: Brandon Hoesli, sophomore, Zachary Hatfield, sophomore, John Baker, junior, and Michael Henninger, junior, qualified for 4-speaker State Debate 5A. The alternates were Alex Bycroft and Jordan Wheeler. Hannah Cochran, senior, and Braden Anderson, junior, qualified for 2-speaker State Debate 5A. The team is coached by Jody Eves.
- Salina High School South/Art: Kansas Regional Scholastic Art Awards Competition participant was Shelby O'Brien, junior, Honorable Mention. Kurt Wolf and Jessica Harris are art teachers and sponsors for this activity.
- Salina High School Central/Art: Kansas Regional Scholastic Art Awards Competition participants included Carly Bossemeyer, junior, American Vision Best of Show, Gold Key; Michael Claman, senior, 2 Gold Keys; Dekeyla Jackson, senior, Gold Key; Jordan Zimmerman, junior, Gold Key; Sarah Vanier, junior, Silver Key; Savanna Davis, junior, Honorable Mention; Lisa Urban, senior, Honorable Mention; Sydney Parriott, junior, Honorable Mention; and Ben Stricker, senior, Honorable Mention. Larry Cullins and Nancy Lysell are the art teachers and sponsors for this activity.
- Salina High School Central/ Merit Scholarship: Michael Claman, senior, has advanced to finalist status in the National Merit Scholarship Program.
- Salina High School South/Journalism: Kansas Scholastic Press Association participants included Sean Gestl, senior, second place feature photography; Thao Pham, senior, third place feature photography; Nicole Cart, senior, third place advertising; Hannah Martin, senior, honorable mention feature writing; and Tyler Opheim, junior, honorable mention sports photography. Kim Warren is the journalism teacher and sponsor of this activity.
- Salina High School Central/Journalism: Gabe Grant, senior, second place advertising; Briana Mitchell, senior, third place honorable mention yearbook theme/graphics; Sarah Vanier, junior, first place feature photography; and Aimee Guise, junior, third place honorable mention yearbook theme/graphics. J.D. Garber is the journalism teacher and sponsor of this activity.
- Salina High School Central/Boys' Basketball: Central High boys' basketball team placed third in the 5A State Basketball Championship. Team members were Jack Shoup, senior; Blaine Knox, senior; Craig Knox, senior; Eddie Proctor, senior; Alex Williams, junior; Trey Dallas, junior; Danny Backes, junior; Simon Ostrowski, junior; Shay Wooten, sophomore; Scot Gardner, sophomore; Aaron Davis, sophomore; and Devon James, sophomore. Doug Finch coaches the team with Mark Ramsey, Geoff Andrews and Carl Hines.
- Salina High School South/Wrestling: 5-A State Wrestling Tournament qualifiers included Blaine Smith, junior, third place; Steven Plott, junior, third place; Kasey Lien, junior; Jason Seibel, junior, fourth place; Tyler Harradine, junior; Taylor Anderson, junior; and Javier Vieyra, freshman. Gary Seibel coaches the team.
- Salina High School Central/Wrestling: 5-A State Wrestling Tournament qualifiers included Matt Fontes, senior; Cody Munsch, senior; and Richard Baker, sophomore. Lucas Packett coaches the team.
- Salina High School South/Swimming: South High's swim team competed in the 200 and 400 freestyle relay events and had five individual qualifiers. The team set a new varsity record in the 200 freestyle relays. The team placed fourteenth overall in all classes 6A-1A. Competing at state were Bryce Kampfe, freshman; Tyler Opheim, junior; Philip Steele, sophomore; Aaron Fritz, senior; and Patrick Heins, senior. Keith Smith coaches the team.

- Salina High School Central/Swimming: Central High’s swim team competed in the 200 freestyle relay and several individual events. The team set a new varsity record in the 50 freestyle and the 100 butterfly. The team placed seventeenth overall in all classes 6A-1A. Participants were David Reid, senior, two individual varsity records; Patrick Klenda, junior; Carl Bowden, junior; Tom Fredrickson, senior; and Sander Bryan, junior. Keith Smith coaches the team.
- Scholastic Art Awards – National Update: Two students previously recognized by the board of education for state competition were recently notified of national awards. Dekeyla Jackson, Central High School senior, received a Silver Medal from the National Scholastic Art Awards in New York for her self portrait entitled "Me in Me," a silhouette of Dekeyla’s head cut out and her face drawn inside of it. Carley Bossemeyer, Central High School junior, received a Silver Medal in the same competition for “Spilver,” a spider cast in silver inside of an antique pocket watch.
- South High School Art: Joe Weaver. Kurt Wolf, art teacher.
- Salina Tech Skills USA Kansas Winners: Nathan Johnson, Levi Norberg, Brian Pope, and Jake Lawless. Ken Mills is the sponsor.
- National Latin Exam/Central High: Steve Olson, Karlee York, Devin Reese, Mitchell Pruett, William Putzier, Abigail Bloyd, Mary Ralston, Logan Schmitt, Logan Shetlar, Tyler Walker, Bailey Counts, Baxter Burchill, Dylan Grammer, Elizabeth Thompson, Felecia Winkelman, Grant Martens, Kellen Smutz, Thatcher Keast, Luke Johnson, Dana Kennedy, Sam Shadwick, and Casey Leister. South High: Hannah Cochran, Alejandra Browne, Dane Johnson, Ann Huynh, Margaret Vinson, and John Baker. Cindy Ramsey is the Salina South and Central high schools Latin teacher.
- Central High School State Forensics Championships: Brandon Daley, Courtney Train, Brandon Jensen, Allison Yaple, Courtney Tejral, Sydney Parriott, Shauna Owens, Hannah Benyshek, Grant Hodges, Spencer Brass, and Davis Mattek. The team had a state record of 363 points. Nicholas Owen, sponsor.
- Central High School State Forensics Festival: Kayla Matt, Kris Lewis, Ryan Wands, Trent Bigler, Mark Warner, Ryan Fessler, Christine Yost, Taylor Gray, Tyler Lovseth, Jake Thompson and Heather Clark. Nicholas Owen, sponsor.
- Central High School National Catholic Forensics League Competition: Brandon Daley, Allison Yaple, Hannah Benyshek, Shauna Owens, Courtney Train, Grant Hodges, Davis Mattek, Sam Stuewe, Kayla Matt, Kris Lewis, Merideth Gershon and Sydney Rayl. Nicholas Owen, sponsor.
- Central High School National Forensics League Competition: Brandon Daley, Allison Yaple, Courtney Tejral, Sydney Parriott, and Davis Mattek. Nicholas Owen, sponsor.
- South High School State Forensics Championships: Michael Henninger, John Baker, Brandon Hoesli, Madison Diederich, Maggie Spicer, Scott Salem, Billy Nguyen, Eric Ward and Hannah Cochran. Jody Eves, sponsor.
- South High School State Forensics Festival: Jordan Wheeler and Ashley Hrabe. Jody Eves, sponsor.
- South High School National Catholic Forensics League Competition: Brandon Hoesli, John Baker, and Michael Henninger. Jody Eves, sponsor.
- South High School/Sons of American Revolution Oratorical Contest: Ashley Hrabe.
- South High School/Optimist Club Oratorical Contest: Billy Nguyen.
- South High School LifeSmarts: Bret Lanoue, Brandon Keller, Adria Smith, John Thompson, Bobby Teutsch, Kenneth Lueth, Jason Beets, Michael Jones, Zachary Leger and Charlie Fiorillo. Sue Montoy and Kim Warren, coaches.
- South High School Financial Challengers: Zachary Leger, Brandon Keller, Kasi Mudd, Kenneth Lueth and Darren MacDowell. Sue Montoy, coach.
- South High School National Business Professionals of America: Kris Apel, Song Gao, Michael Jones, Bret Lanoue, Ben LeValley, Kenneth Lueth and Darren MacDowell. Mary Weis, coach.
- South High School Economic Challenge Competition: Zachary Leger, Bret Lanoue, Logan Ouderkirk, and Brian Taylor. Karen Bastin, sponsor.
- Central High School DECA: Bret Brown, Shea Lewis, Jordan Lewis and Savanna Davis. Kelley Jones, coach. Superintendent’s Excellence Awards

- Central High School Tennis: Connor Brass (singles state champion), Spencer Brass (state runner-up), Craig Knox and Will Exline (3rd place in doubles), Michael Ethridge and Chris Lund (5th place in doubles). Jim LoVullo is the team coach and Mike Goll and Richard Strange, assistants.
- Central High School FFA: Lauren Rowe, FFA Creed Speaking finalist. Equine Judging: Amanda Cormack, Emily Johnson, Bettina Near, Felicia Longino. The equine team placed 6th out of 50 teams, finished 2nd in judging and 5th in equine knowledge. Agriculture Finance Team: Chris Lund, Craig Knox, Spencer Brass, Zachary Leger. The finance team placed 2nd at state. Greg Anderes is the team coach.

2009-1010 SCHOOL YEAR CHALLENGES

In 2005 the school funding lawsuit brought a significant increase in funding to Kansas schools. As a result Salina USD 305 began reversing a multi-year trend of staff and program cuts. However, instead of simply restoring past cuts the board allocated new funding based on documented gaps in student achievement. This was the very nucleus of the school funding lawsuit and the intent behind the Federal legislation referred to as “No Child Left Behind.” The board focused spending on classroom staff and resources, increasing programs to serve at-risk students and increasing salaries for teachers and staff. The increases in funding allowed the district to also meet the rising costs of labor, fuel, utilities, property insurance, health insurance and related employee benefits.

During the 2009 Legislative Session the state legislature cut school funding instead of honoring its commitment to public education. The subsequent cut by the governor now equate to a 5% decrease in state aid for Salina USD 305 for the 09-10 school year. Unfortunately, as state funds level again start declining Salina USD 305 finds itself forced to take care of what must be funded, such as the aforementioned fixed costs, instead of targeting all available resources towards what should be funded. The programs and services that support academic achievement and success of all of our students will inevitably begin to suffer as dollars dwindle.

Supplemental Information for the Following Tables

1. Summary of Total Expenditures by Function (All Funds)
2. Summary of General Fund Expenditures by Function
3. Summary of Supplemental General Fund Expenditures by Function
4. Summary of General and Supplemental General Fund Expenditures by Function
5. Summary of Special Education Fund by Function
6. Instruction Expenditures (1000)
7. Student and Instructional Support Expenditures (2100 & 2200)
8. General Administration Expenditures (2300)
9. School Administration Expenditures (2400)
10. Operations and Maintenance Expenditures (2600)
11. Other Costs (2500 & 2900: Other Supplemental Services) (3000: Non-Instruction Services)
12. Capital Improvements (4000)
13. Debt Services (5000)
14. Miscellaneous Information Unencumbered Cash Balance by Fund
15. Reserve Funds Unencumbered Cash Balance
16. Other Information - FTE
17. Miscellaneous Information Mill Rates by Fund
18. Other Information – Assessed Valuation and Bonded Indebtedness

Note: The FTE (full time equivalency) used in this report to calculate the “Amount Per Pupil” is defined as following: Enrollment (FTE) includes the enrollment of the district used for state aid and budget authority, and all other preschool enrollment and kindergarten students attending full time.

KSDE Website Information Available

K-12 Statistics (Building, District or State Totals)

<http://www.ksde.org/Default.aspx?tabid=223>

- Attendance / Enrollment Reports
- Staff Reports
- Graduates / Dropouts Reports
- Crime / Violence Reports

School Finance Reports and Publications

<http://www.ksde.org/Default.aspx?tabid=1870>

- Certified Personnel
- Enrollment
- Dropouts
- Graduates
- Salary Reports

Kansas Building Report Card (listed on the right under Data Portal sections)

<http://www.ksde.org/Default.aspx?tabid=229>

- Attendance Rate
- Graduation Rate
- Dropout Rate
- School Violence
- Assessments
 - Reading
 - Mathematics
 - Writing
- Graduates Passing Adv. Science Courses
- Graduates Passing Adv. Math Courses

**Summary of Total Expenditures By Function
(All Funds)**

	2007-2008 Actual	% of Tot	2008-2009 Actual	% of Tot	% inc/ dec	2009-2010 Budget	% of Tot	% inc/ dec
Instruction	62,818,225	58%	62,479,863	56%	-1%	68,341,547	58%	9%
Student & Instructional Support	14,108,496	13%	14,747,474	13%	5%	14,540,439	12%	-1%
General Administration	1,737,127	2%	2,136,698	2%	23%	1,635,159	1%	-23%
School Administration (Building)	2,793,444	3%	2,859,867	3%	2%	2,944,962	3%	3%
Operations & Maintenance	7,633,400	7%	7,445,579	7%	-2%	7,788,402	7%	5%
Capital Improvements	1,253,953	1%	1,395,978	1%	11%	3,954,799	3%	183%
Debt Services	8,290,219	8%	8,186,638	7%	-1%	7,937,588	7%	-3%
Other Costs	9,744,985	9%	13,098,747	12%	34%	9,926,061	8%	-24%
Total Expenditures	108,379,849	100%	112,350,844	100%	4%	117,068,957	100%	4%
Amount per Pupil	\$15,466		\$16,214		5%	\$16,784		4%

The funds that are included in the categories above are: General, Supplemental General, Bilingual Education, At Risk(4yr Old), At Risk(K-12), Virtual Education, Capital Outlay, Driver Education, Extraordinary School Program, Summer School, Special Education, Vocational Education, Professional Development, Bond & Interest #1, Bond & Interest #2, No-Fund Warrant, Special Assessment, Parent Education, School Retirement, Student Materials Revolving & Textbook Rental, Tuition Reimbursement, Gifts/Grants, KPERs Special Retirement Contribution, Contingency, Special Liability Expense, Federal Funds, Adult Education, Adult Supplemental Education, Area Vocational School, and Special Education Coop.

Note: Percentages on charts are within +-1% due to rounding used. Pie graph percentages may differ from charts for this reason also.

Further definition of what goes into each category:

Instruction - 1000

Student & Instructional Support - 2100 & 2200

General Administration - 2300

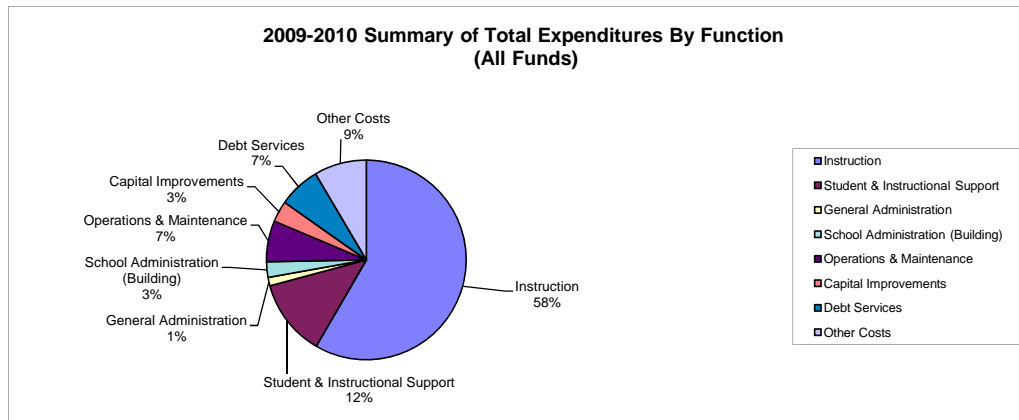
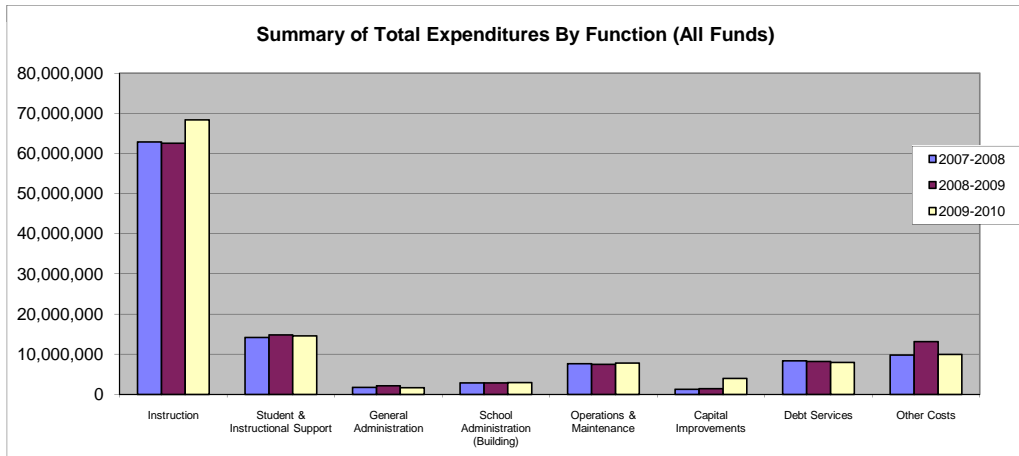
School Administration (Building) - 2400

Operations & Maintenance - 2600

Other Costs - 2500, 2900 and 3000 and all others not included elsewhere

Capital Improvements - 4000

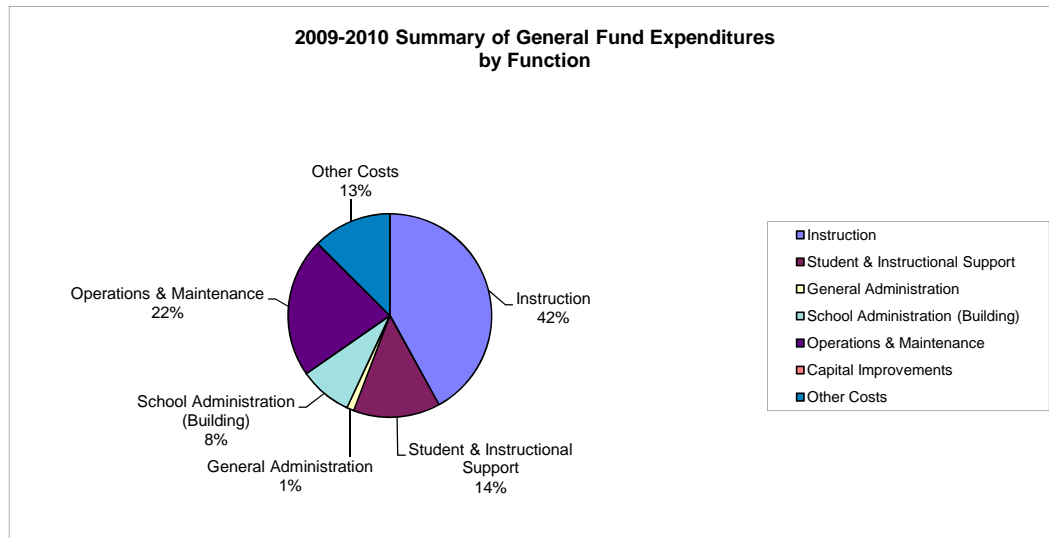
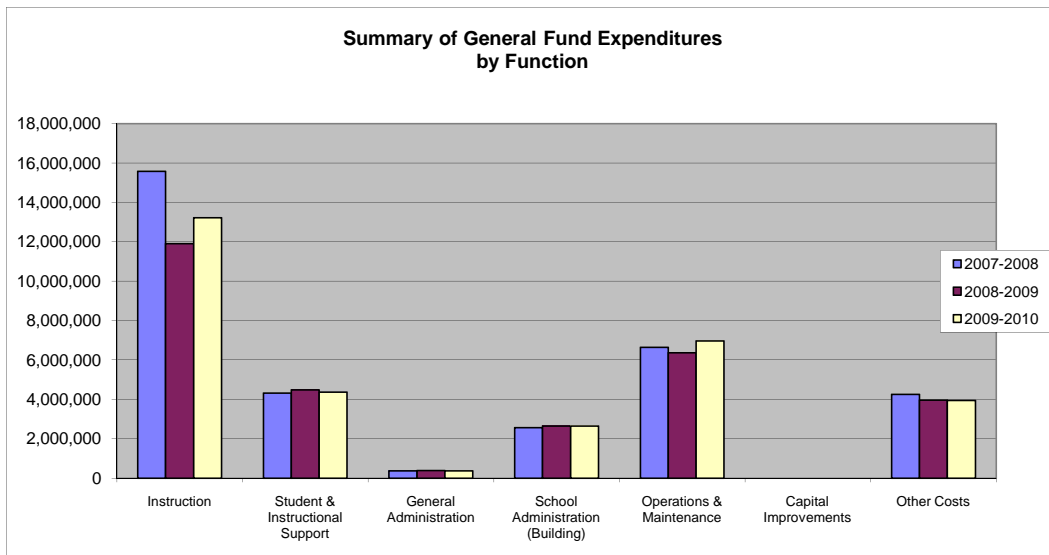
Debt Services - 5100 Transfers - 5200



**Summary of General Expenditures
by Function**

	2007-2008 Actual	% of Tot	2008-2009 Actual	% of Tot	% inc/ dec	2009-2010 Budget	% of Tot	% inc/ dec
Instruction	15,571,757	46%	11,906,641	40%	-24%	13,212,170	42%	11%
Student & Instructional Support	4,310,699	13%	4,471,219	15%	4%	4,357,932	14%	-3%
General Administration	357,577	1%	380,031	1%	6%	358,000	1%	-6%
School Administration (Building)	2,555,178	8%	2,636,514	9%	3%	2,640,000	8%	0%
Operations & Maintenance	6,632,741	20%	6,360,409	21%	-4%	6,968,270	22%	10%
Capital Improvements	0	0%	0	0%	0%	0	0%	0%
Other Costs	4,243,059	13%	3,954,463	13%	-7%	3,947,038	13%	0%
Total Expenditures	33,671,011	100%	29,709,277	100%	-12%	31,483,410	100%	6%
Amount per Pupil	\$4,805		\$4,287		-11%	\$4,514		5%

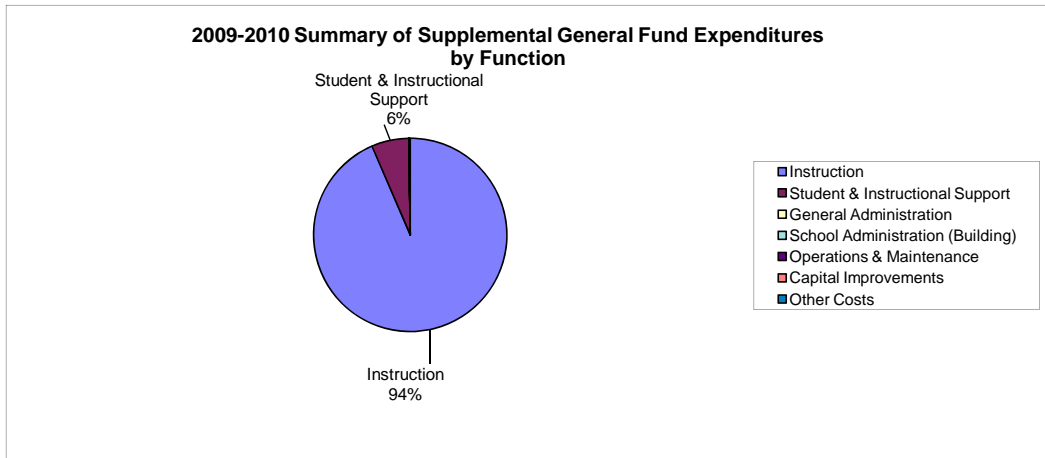
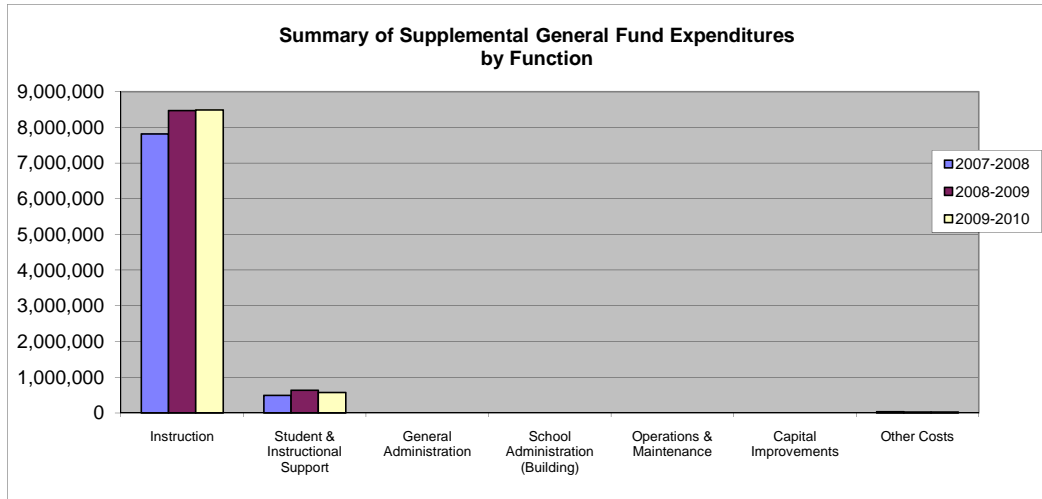
The Summary of General Fund Expenditures chart information comes from pages 6-13 and only uses the 'General Fund' line items.



**Summary of Supplemental General Fund Expenditures
by Function**

	2007-2008 Actual	% of Tot	2008-2009 Actual	% of Tot	% inc/ dec	2009-2010 Budget	% of Tot	% inc/ dec
Instruction	7,816,235	94%	8,468,559	93%	8%	8,480,157	94%	0%
Student & Instructional Support	486,212	6%	631,047	7%	30%	568,600	6%	-10%
General Administration	0	0%	0	0%	0%	0	0%	0%
School Administration (Building)	0	0%	0	0%	0%	0	0%	0%
Operations & Maintenance	0	0%	0	0%	0%	0	0%	0%
Capital Improvements	0	0%	0	0%	0%	0	0%	0%
Other Costs	29,104	0%	20,288	0%	-30%	19,000	0%	-6%
Total Expenditures	8,331,551	100%	9,119,894	100%	9%	9,067,757	100%	-1%
Amount per Pupil	\$1,189		\$1,316		11%	\$1,300		-1%

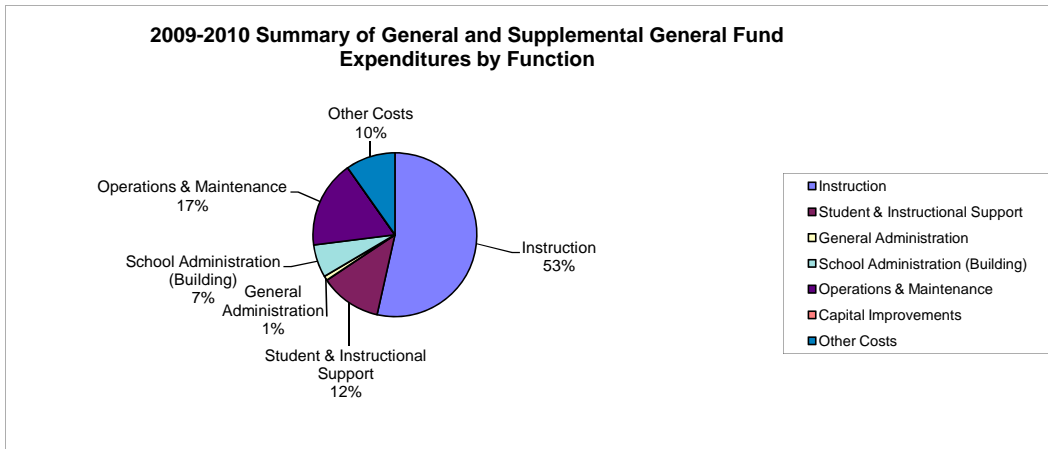
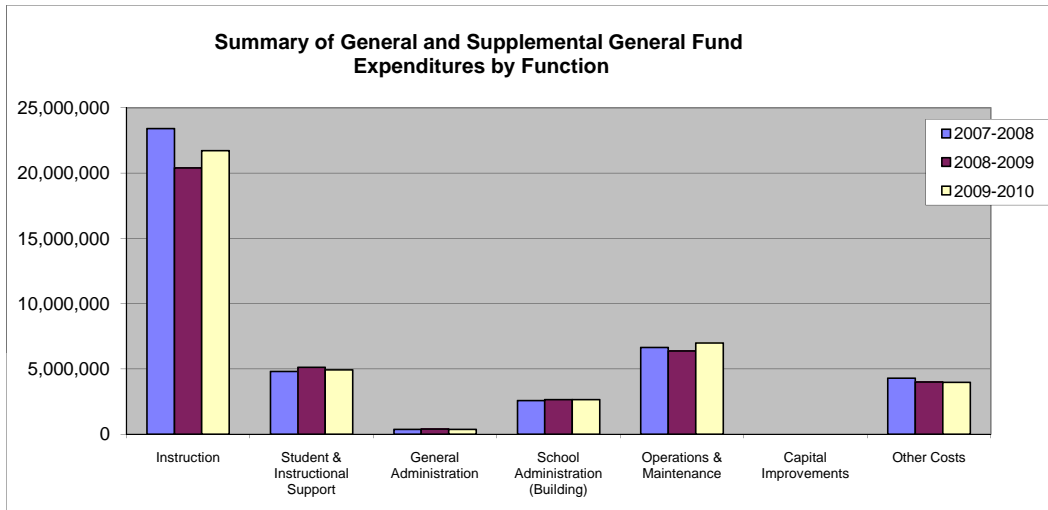
The Summary of Supplemental General Fund Expenditures chart information comes from pages 6-13 and only uses the 'Supplemental General Fund' line items.



Summary of General and Supplemental General Fund Expenditures by Function

	2007-2008 Actual	% of Tot	2008-2009 Actual	% of Tot	% inc/dec	2009-2010 Budget	% of Tot	% inc/dec
Instruction	23,387,992	56%	20,375,200	52%	-13%	21,692,327	53%	6%
Student & Instructional Support	4,796,911	11%	5,102,266	13%	6%	4,926,532	12%	-3%
General Administration	357,577	1%	380,031	1%	6%	358,000	1%	-6%
School Administration (Building)	2,555,178	6%	2,636,514	7%	3%	2,640,000	7%	0%
Operations & Maintenance	6,632,741	16%	6,360,409	16%	-4%	6,968,270	17%	10%
Capital Improvements	0	0%	0	0%	0%	0	0%	0%
Other Costs	4,272,163	10%	3,974,751	10%	-7%	3,966,038	10%	0%
Total Expenditures	42,002,562	100%	38,829,171	100%	-8%	40,551,167	100%	4%
Amount per Pupil	\$5,994		\$5,604		-7%	\$5,814		4%

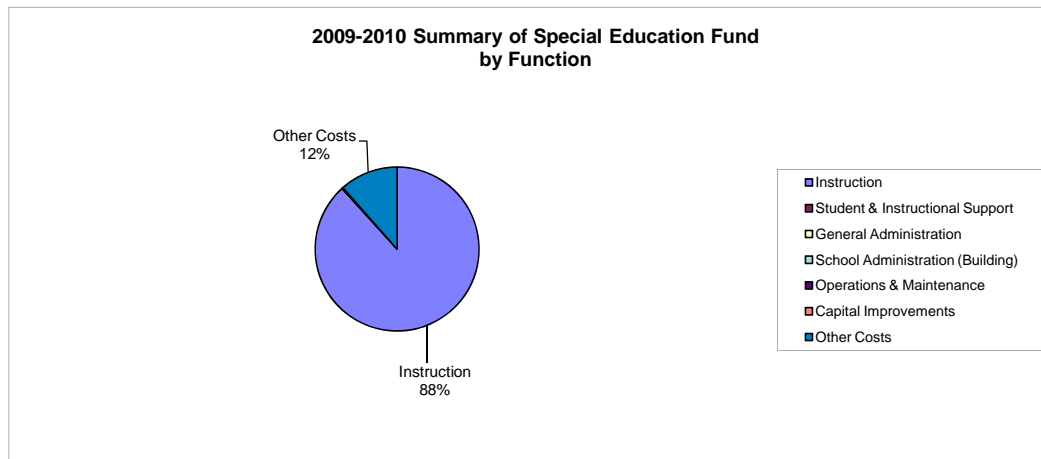
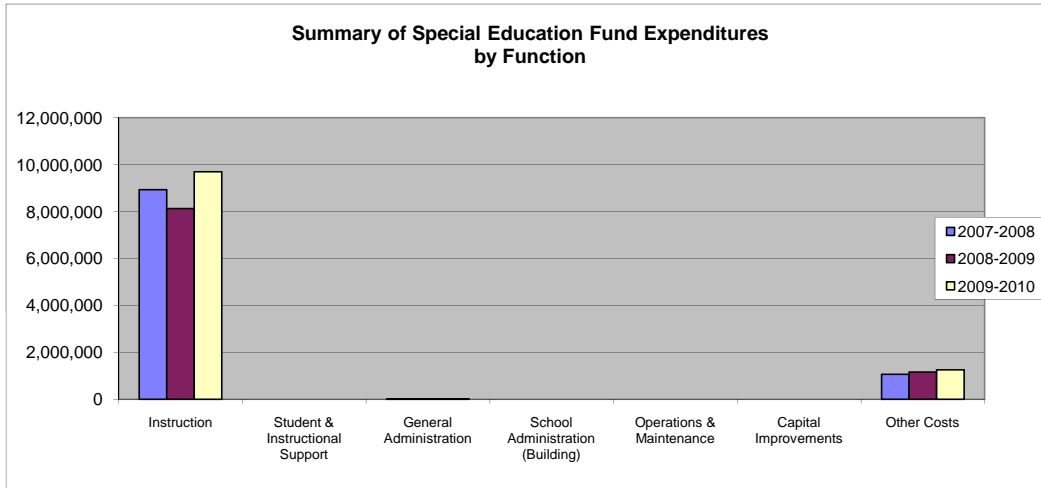
The Summary of General and Supplemental General Fund Expenditures chart information comes from pages 6-13 and adds together the 'General Fund' and 'Supplemental General Fund' line items.



**Summary of Special Education Fund
by Function**

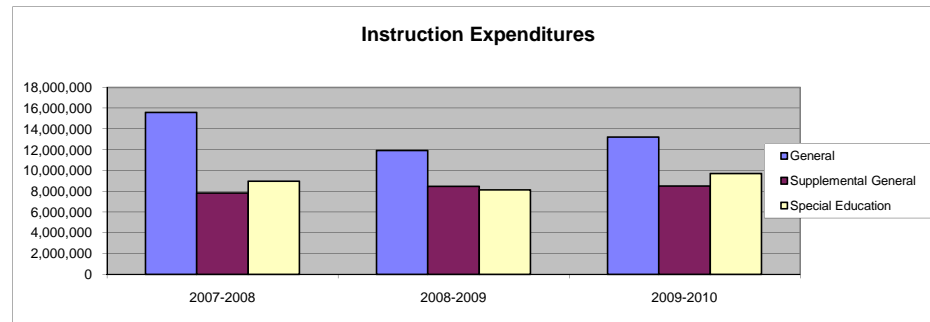
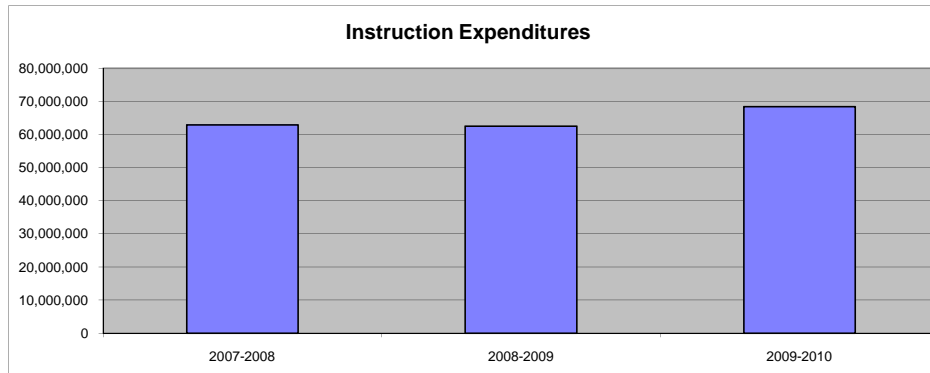
	2007-2008 Actual	% of Tot	2008-2009 Actual	% of Tot	% inc/ dec	2009-2010 Budget	% of Tot	% inc/ dec
Instruction	8,941,614	89%	8,127,832	87%	-9%	9,704,683	88%	19%
Student & Instructional Support	0	0%	0	0%	0%	0	0%	0%
General Administration	15,076	0%	15,732	0%	4%	23,250	0%	48%
School Administration (Building)	0	0%	0	0%	0%	0	0%	0%
Operations & Maintenance	0	0%	0	0%	0%	0	0%	0%
Capital Improvements	0	0%	0	0%	0%	0	0%	0%
Other Costs	1,074,541	11%	1,160,242	12%	8%	1,265,886	12%	9%
Total Expenditures	10,031,231	100%	9,303,806	100%	-7%	10,993,819	100%	18%
Amount per Pupil	\$1,431		\$1,343		-6%	\$1,576		17%

The Summary of Special Education Fund Expenditures chart information comes from pages 6-13 and only uses the 'Special Education Fund' line items. (Total expenditures excludes Special Ed Coop Fund because it would include expenditures for all schools participating in the Coop.)



Instruction Expenditures (1000)

	2007-2008 Actual	2008-2009 Actual	inc/ dec	2009-2010 Budget	inc/ dec
General	15,571,757	11,906,641	-24%	13,212,170	11%
Federal Funds	4,228,049	4,075,407	-4%	4,965,000	22%
Supplemental General	7,816,235	8,468,559	8%	8,480,157	0%
At Risk (4yr Old)	122,193	126,845	4%	131,500	4%
At Risk (K-12)	4,079,362	6,305,693	55%	7,399,500	17%
Bilingual Education	624,274	688,408	10%	723,500	5%
Virtual Education		0		0	0%
Capital Outlay	1,615,447	1,070,729	-34%	3,000,000	180%
Driver Education	18,423	25,452	38%	34,000	34%
Declining Enrollment	0	0	0%	0	0%
Extraordinary School Program	0	0	0%	0	0%
Food Service	0	0	0%	0	0%
Professional Development	0	0	0%	0	0%
Parent Education Program	0	0	0%	0	0%
Summer School	34,496	47,063	36%	67,500	43%
Special Education	8,941,614	8,127,832	-9%	9,704,683	19%
Cost of Living	0	0	0%	0	0%
Vocational Education	828,844	865,147	4%	900,000	4%
Gifts/Grants	152,858	166,336	9%	190,600	15%
Special Liability	0	0	0%	0	0%
School Retirement	0	0	0%	0	0%
Extraordinary Growth Facilities	0	0	0%	0	0%
Special Reserve	0	0	0%		
KPERS Spec. Ret. Contribution	2,432,958	2,635,112	8%	3,214,837	22%
Contingency Reserve	0	0	0%		
Text Book & Student Material	46,338	605,589	1207%		
Bond & Interest #1	0	0	0%	0	0%
Bond & Interest #2	0	0	0%	0	0%
No-Fund Warrant	0	0	0%	0	0%
Special Assessment	0	0	0%	0	0%
Temporary Note	0	0	0%	0	0%
SUBTOTAL	46,512,848	45,114,813	-3%	52,023,447	15%
Enrollment (FTE)*	7,007.5	6,929.3	-1%	6,975.0	1%
Amount per Pupil	6,638	6,511	-2%	7,459	15%
Adult Education	273,907	280,147	2%	310,100	11%
Adult Supplemental Education	0	0	0%	0	0%
Area Vocational School	1,881,034	1,668,777	-11%		
Tuition Reimbursement	0	0	0%	0	0%
Special Education Coop	14,150,436	15,416,126	9%	16,008,000	4%
TOTAL	62,818,225	62,479,863	-1%	68,341,547	9%



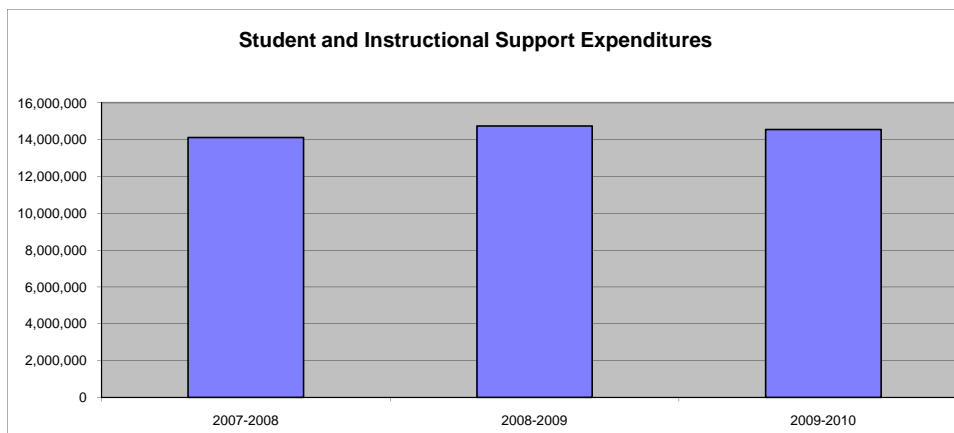
NOTE: Gifts/Grants includes private grants and grants from nonfederal sources.

Amount per pupil excludes the following funds: Area Vocational School, Adult Education, Adult Supplemental Education, Special Education Coop and Tuition Reimbursement.

*Enrollment (FTE) includes the enrollment of the district used for state aid and budget authority, and all other preschool enrollment and kindergarten students attending full time.

Student and Instructional Support Expenditures (2100 & 2200)

	2007-2008 Actual	2008-2009 Actual	% inc/ dec	2009-2010 Budget	% inc/ dec
General	4,310,699	4,471,219	4%	4,357,932	-3%
Federal Funds	2,794,002	2,958,770	6%	3,018,500	2%
Supplemental General	486,212	631,047	30%	568,600	-10%
At Risk (4yr Old)	5,020	4,573	-9%	7,500	64%
At Risk (K-12)	453,036	434,091	-4%	310,500	-28%
Bilingual Education	1,096	1,153	5%	1,500	30%
Virtual Education		0		0	0%
Capital Outlay	0	0	0%	0	0%
Driver Training	0	0	0%	0	0%
Declining Enrollment	0	0	0%	0	0%
Extraordinary School Program	0	0	0%	0	0%
Food Service	0	0	0%	0	0%
Professional Development	207,323	234,259	13%	381,650	63%
Parent Education Program	130,840	130,817	0%	139,500	7%
Summer School	0	0	0%	0	0%
Special Education	0	0	0%	0	0%
Cost of Living	0	0	0%	0	0%
Vocational Education	0	0	0%	0	0%
Gifts/Grants	17,149	52,468	206%	66,750	27%
Special Liability	0	0	0%	0	0%
School Retirement	0	0	0%	0	0%
Extraordinary Growth Facilities	0	0	0%	0	0%
Special Reserve	0	0	0%		
KPERS Spec. Ret. Contribution	672,455	742,219	10%	905,507	22%
Contingency Reserve	0	0	0%		
Text Book & Student Material	0	0	0%		
Bond & Interest #1	0	0	0%	0	0%
Bond & Interest #2	0	0	0%	0	0%
No-Fund Warrant	0	0	0%	0	0%
Special Assessment	0	0	0%	0	0%
Temporary Note	0	0	0%	0	0%
SUBTOTAL	9,077,832	9,660,616	6%	9,757,939	1%
Enrollment (FTE)*	7,007.5	6,929.3	-1%	6,975.0	1%
Amount per Pupil	1,295	1,394	8%	1,399	0%
Adult Education	89,841	90,720	1%	105,500	16%
Adult Supplemental Education	0	0	0%	0	0%
Area Vocational School	359,372	298,261	-17%		
Tuition Reimbursement	0	0	0%	0	0%
Special Education Coop	4,581,451	4,697,877	3%	4,677,000	0%
TOTAL	14,108,496	14,747,474	5%	14,540,439	-1%
Amount per Pupil	\$2,013	\$2,128	6%	\$2,085	-2%



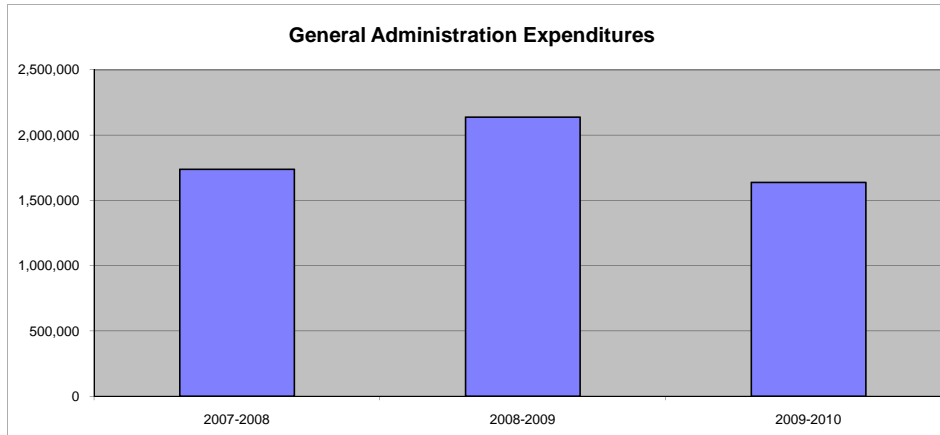
NOTE: Gifts/Grants includes private grants and grants from nonfederal sources.

Amount per pupil excludes the following funds: Area Vocational School, Adult Education, Adult Supplemental Education, Special Education Coop and Tuition Reimbursement.

*Enrollment (FTE) includes the enrollment of the district used for state aid and budget authority, and all other preschool enrollment and kindergarten students attending full time.

General Administration Expenditures (2300)

	2007-2008 Actual	2008-2009 Actual	% inc/ dec	2009-2010 Budget	% inc/ dec
General	357,577	380,031	6%	358,000	-6%
Federal Funds	71,819	89,894	25%	95,000	6%
Supplemental General	0	0	0%	0	0%
At Risk (4yr Old)	0	0	0%	0	0%
At Risk (K-12)	0	0	0%	0	0%
Bilingual Education	0	0	0%	0	0%
Virtual Education	0	0	0%	0	0%
Capital Outlay	0	0	0%	0	0%
Driver Training	0	0	0%	0	0%
Declining Enrollment	0	0	0%	0	0%
Extraordinary School Program	0	0	0%	0	0%
Food Service	0	0	0%	0	0%
Professional Development	0	0	0%	0	0%
Parent Education Program	0	0	0%	0	0%
Summer School	0	0	0%	0	0%
Special Education	15,076	15,732	4%	23,250	48%
Cost of Living	0	0	0%	0	0%
Vocational Education	0	0	0%	0	0%
Gifts/Grants	0	0	0%	0	0%
Special Liability Expense	0	0	0%	0	0%
School Retirement	0	0	0%	0	0%
Extraordinary Growth Facilities	0	0	0%	0	0%
Special Reserve	0	0	0%	0	0%
KPERS Spec. Ret. Contribution	64,871	76,975	19%	93,909	22%
Contingency Reserve	0	0	0%	0	0%
Text Book & Student Material	0	0	0%	0	0%
Bond & Interest #1	0	0	0%	0	0%
Bond & Interest #2	0	0	0%	0	0%
No-Fund Warrant	0	0	0%	0	0%
Special Assessment	0	0	0%	0	0%
Temporary Note	0	0	0%	0	0%
SUBTOTAL	509,343	562,632	10%	570,159	1%
Enrollment (FTE)*	7,007.5	6,929.3	-1%	6,975.0	1%
Amount per Pupil	73	81	12%	82	1%
Adult Education	0	0	0%	0	0%
Adult Supplemental Education	0	0	0%	0	0%
Area Vocational School	383,763	573,246	0%	0	0%
Tuition Reimbursement	0	0	0%	0	0%
Special Education Coop	844,021	1,000,820	0%	1,065,000	6%
TOTAL	1,737,127	2,136,698	23%	1,635,159	-23%



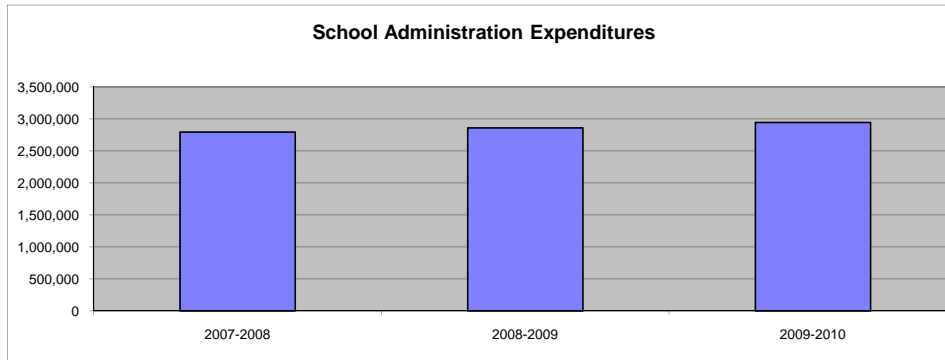
NOTE: Gifts/Grants includes private grants and grants from nonfederal sources.

Amount per pupil excludes the following funds: Area Vocational School, Adult Education, Adult Supplemental Education, Special Education Coop and Tuition Reimbursement.

*Enrollment (FTE) includes the enrollment of the district used for state aid and budget authority, and all other preschool enrollment and kindergarten students attending full time.

School Administration Expenditures (2400)

	2007-2008 Actual	2008-2009 Actual	% inc/ dec	2009-2010 Budget	% inc/ dec
General	2,555,178	2,636,514	3%	2,640,000	0%
Federal Funds	84,113	56,113	-33%	100,000	78%
Supplemental General	0	0	0%	0	0%
At Risk (4yr Old)	0	0	0%	0	0%
At Risk (K-12)	0	0	0%	0	0%
Bilingual Education	0	0	0%	0	0%
Virtual Education	0	0	0%	0	0%
Capital Outlay	0	0	0%	0	0%
Driver Training	0	0	0%	0	0%
Declining Enrollment	0	0	0%	0	0%
Extraordinary School Program	0	0	0%	0	0%
Food Service	0	0	0%	0	0%
Professional Development	0	0	0%	0	0%
Parent Education Program	0	0	0%	0	0%
Summer School	0	0	0%	0	0%
Special Education	0	0	0%	0	0%
Cost of Living	0	0	0%	0	0%
Vocational Education	0	0	0%	0	0%
Gifts/Grants	728	58	-92%	1,000	1624%
Special Liability Expense	0	0	0%	0	0%
School Retirement	0	0	0%	0	0%
Extraordinary Growth Facilities	0	0	0%	0	0%
Special Reserve	0	0	0%		
KPERS Spec. Ret. Contribution	153,425	167,182	9%	203,962	22%
Contingency Reserve	0	0	0%		
Text Book & Student Material	0	0	0%		
Bond & Interest #1	0	0	0%	0	0%
Bond & Interest #2	0	0	0%	0	0%
No-Fund Warrant	0	0	0%	0	0%
Special Assessment	0	0	0%	0	0%
Temporary Note	0	0	0%	0	0%
SUBTOTAL	2,793,444	2,859,867	2%	2,944,962	3%
Enrollment (FTE)*	7,007.5	6,929.3	-1%	6,975.0	1%
Amount per Pupil	399	413	4%	422	2%
Adult Education	0	0	0%	0	0%
Adult Supplemental Education	0	0	0%	0	0%
Area Vocational School	0	0	0%		
Tuition Reimbursement	0	0	0%	0	0%
Special Education Coop	0	0	0%	0	0%
TOTAL	2,793,444	2,859,867	2%	2,944,962	3%



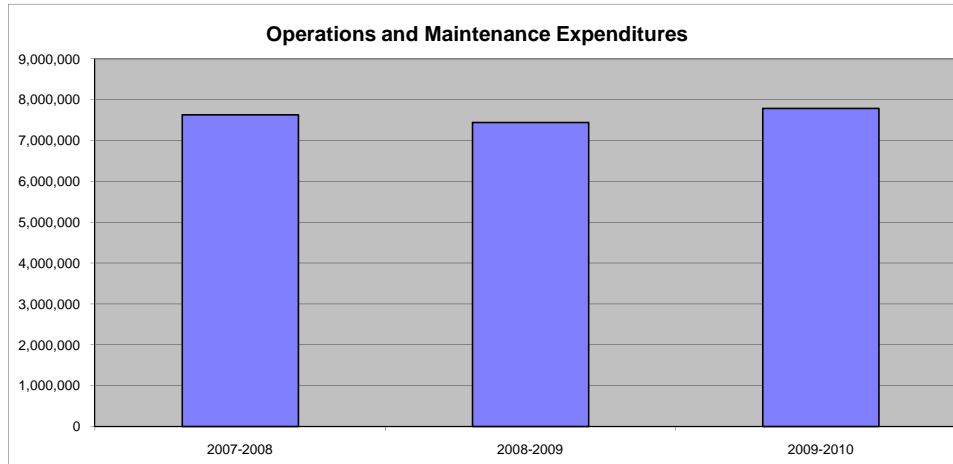
NOTE: Gifts/Grants includes private grants and grants from nonfederal sources.

Amount per pupil excludes the following funds: Area Vocational School, Adult Education, Adult Supplemental Education, Special Education Coop and Tuition Reimbursement.

*Enrollment (FTE) includes the enrollment of the district used for state aid and budget authority, and all other preschool enrollment and kindergarten students attending full time.

Operations and Maintenance Expenditures (2600)

	2007-2008 Actual	2008-2009 Actual	% inc/ dec	2009-2010 Budget	% inc/ dec
General	6,632,741	6,360,409	-4%	6,968,270	10%
Federal Funds	88,045	78,115	-11%	100,000	28%
Supplemental General	0	0	0%	0	0%
At Risk (4yr Old)	0	0	0%	0	0%
At Risk (K-12)	15,254	0	-100%	0	0%
Bilingual Education	0	0	0%	0	0%
Virtual Education	0	0	0%	0	0%
Capital Outlay	212,263	247,609	17%	350,000	41%
Driver Training	1,855	4,647	151%	5,000	8%
Declining Enrollment	0	0	0%	0	0%
Extraordinary School Program	0	0	0%	0	0%
Food Service	26,761	25,879	-3%	28,100	9%
Professional Development	0	0	0%	0	0%
Parent Education Program	0	0	0%	0	0%
Summer School	0	0	0%	0	0%
Special Education	0	0	0%	0	0%
Cost of Living	0	0	0%	0	0%
Vocational Education	0	0	0%	0	0%
Gifts/Grants	0	0	0%	0	0%
Special Liability	0	0	0%	0	0%
School Retirement	0	0	0%	0	0%
Extraordinary Growth Facilities	0	0	0%	0	0%
Special Reserve	0	0	0%	0	0%
KPERS Spec. Ret. Contribution	201,094	221,756	10%	270,542	22%
Contingency Reserve	0	0	0%	0	0%
Text Book & Student Material	0	0	0%	0	0%
Bond & Interest #1	0	0	0%	0	0%
Bond & Interest #2	0	0	0%	0	0%
No-Fund Warrant	0	0	0%	0	0%
Special Assessment	0	0	0%	0	0%
Temporary Note	0	0	0%	0	0%
SUBTOTAL	7,178,013	6,938,415	-3%	7,721,912	11%
Enrollment (FTE)*	7,007.5	6,929.3	-1%	6,975.0	1%
Amount per Pupil	1,024	1,001	-2%	1,107	11%
Adult Education	4,674	9,417	101%	10,600	13%
Adult Supplemental Education	0	0	0%	0	0%
Area Vocational School	410,003	445,537	9%	0	0%
Tuition Reimbursement	0	0	0%	0	0%
Special Education Coop	40,710	52,210	28%	55,890	7%
TOTAL	7,633,400	7,445,579	-2%	7,788,402	5%



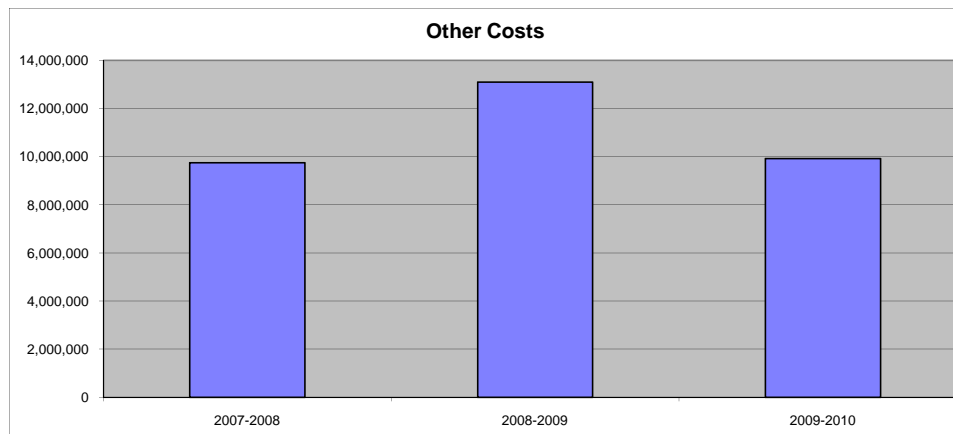
NOTE: Gifts/Grants includes private grants and grants from nonfederal sources.

Amount per pupil excludes the following funds: Area Vocational School, Adult Education, Adult Supplemental Education, Special Education Coop and Tuition Reimbursement.

*Enrollment (FTE) includes the enrollment of the district used for state aid and budget authority, and all other preschool enrollment and kindergarten students attending full time.

**Other Costs
(2500 & 2900: Other Supplemental Services)
(2700: Transportation)
(3000: Non-Instruction Services)**

	2007-2008 Actual	2008-2009 Actual	% inc/ dec	2009-2010 Budget	% inc/ dec
General	4,243,059	3,954,463	-7%	3,947,038	0%
Federal Funds	309,374	311,302	1%	360,000	16%
Supplemental General	29,104	20,288	-30%	19,000	-6%
At Risk (4yr Old)	14,036	25,467	81%	31,000	22%
At Risk (K-12)	75,833	60,215	-21%	75,000	25%
Bilingual Education	30,845	46,041	49%	50,000	9%
Virtual Education		0		0	0%
Capital Outlay	0	0	0%	0	0%
Driver Training	0	0	0%	0	0%
Declining Enrollment	0	0	0%	0	0%
Extraordinary School Program	0	0	0%	0	0%
Food Service	3,593,633	3,730,389	4%	3,921,000	5%
Professional Development	0	0	0%	0	0%
Parent Education Program	0	0	0%	0	0%
Summer School	0	0	0%	0	0%
Special Education	1,074,541	1,160,242	8%	1,265,886	9%
Cost of Living	0	0	0%	0	0%
Vocational Education	0	0	0%	0	0%
Gifts/Grants	7,620	0	-100%	0	0%
Special Liability	0	0	0%	0	0%
School Retirement	0	0	0%	0	0%
Extraordinary Growth Facilities	0	0	0%	0	0%
Special Reserve	0	0	0%		
KPERS Spec. Ret. Contribution	191,167	210,768	10%	257,137	22%
Contingency Reserve	0	0	0%		
Text Book & Student Material	0	0	0%		
Bond & Interest #1	0	0	0%	0	0%
Bond & Interest #2	0	0	0%	0	0%
No-Fund Warrant	0	0	0%	0	0%
Special Assessment	0	0	0%	0	0%
Temporary Note	0	0	0%	0	0%
SUBTOTAL	9,569,212	9,519,175	-1%	9,926,061	4%
Enrollment (FTE)*	7,007.5	6,929.3	-1%	6,975.0	1%
Amount per Pupil	1,366	1,374	1%	1,423	4%
Adult Education	0	0	0%	0	0%
Adult Supplemental Education	0	0	0%	0	0%
Area Vocational School	175,773	3,579,572	1936%		
Tuition Reimbursement	0	0	0%	0	0%
Special Education Coop	0	0	0%	0	0%
TOTAL	9,744,985	13,098,747	34%	9,926,061	-24%



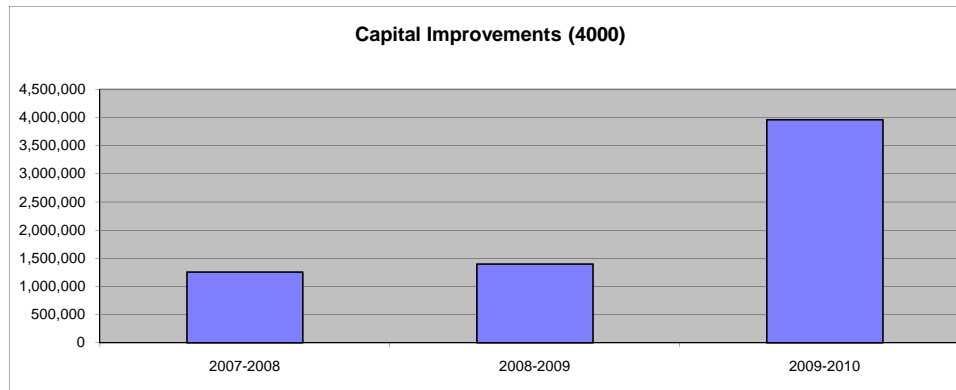
NOTE: Gifts/Grants includes private grants and grants from nonfederal sources.

Amount per pupil excludes the following funds: Area Vocational School, Adult Education, Adult Supplemental Education, Special Education Coop and Tuition Reimbursement.

*Enrollment (FTE) includes the enrollment of the district used for state aid and budget authority, and all other preschool enrollment and kindergarten students attending full time.

Capital Improvements Expenditures (4000)

	2007-2008 Actual	2008-2009 Actual	% inc/ dec	2009-2010 Budget	% inc/ dec
General	0	0	0%	0	0%
Federal Funds	0	0	0%	150,000	0%
Supplemental General	0	0	0%	0	0%
At Risk (4yr Old)	0	0	0%	0	0%
At Risk (K-12)	0	0	0%	0	0%
Bilingual Education	0	0	0%	0	0%
Virtual Education		0		0	0%
Capital Outlay	1,238,953	1,395,978	13%	3,804,799	173%
Driver Training	0	0	0%	0	0%
Declining Enrollment	0	0	0%	0	0%
Extraordinary School Program	0	0	0%	0	0%
Food Service	0	0	0%	0	0%
Professional Development	0	0	0%	0	0%
Parent Education Program	0	0	0%	0	0%
Summer School	0	0	0%	0	0%
Special Education	0	0	0%	0	0%
Cost of Living	0	0	0%	0	0%
Vocational Education	0	0	0%	0	0%
Gifts/Grants	15,000	0	-100%	0	0%
Special Liability	0	0	0%	0	0%
School Retirement	0	0	0%	0	0%
Extraordinary Growth Facilities	0	0	0%	0	0%
Special Reserve	0	0	0%		
KPERS Spec. Ret. Contribution	0	0	0%	0	0%
Contingency Reserve	0	0	0%		
Text Book & Student Material	0	0	0%		
Bond & Interest #1	0	0	0%	0	0%
Bond & Interest #2	0	0	0%	0	0%
No-Fund Warrant	0	0	0%	0	0%
Special Assessment	0	0	0%	0	0%
Temporary Note	0	0	0%	0	0%
SUBTOTAL	1,253,953	1,395,978	11%	3,954,799	183%
Enrollment (FTE)*	7,007.5	6,929.3	-1%	6,975.0	1%
Amount per Pupil	179	201	13%	567	181%
Adult Education	0	0	0%	0	0%
Adult Supplemental Education	0	0	0%	0	0%
Area Vocational School	0	0	0%		
Tuition Reimbursement	0	0	0%	0	0%
Special Education Coop	0	0	0%	0	0%
TOTAL	1,253,953	1,395,978	11%	3,954,799	183%



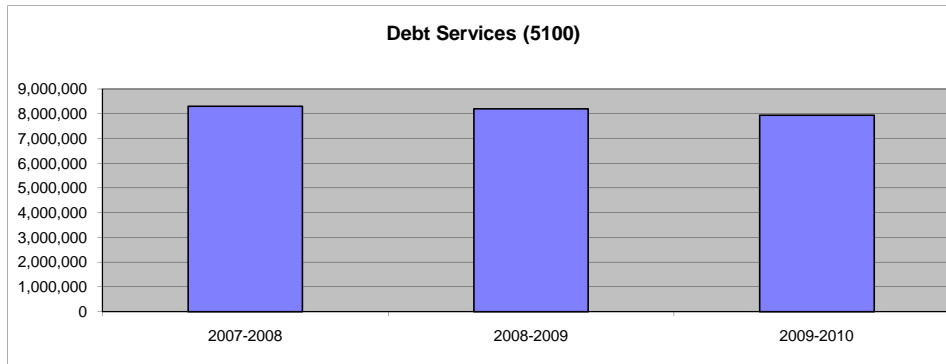
NOTE: Gifts/Grants includes private grants and grants from nonfederal sources.

Amount per pupil excludes the following funds: Area Vocational School, Adult Education, Adult Supplemental Education, Special Education Coop and Tuition Reimbursement.

*Enrollment (FTE) includes the enrollment of the district used for state aid and budget authority, and all other preschool enrollment and kindergarten students attending full time.

Debt Services Expenditures (5100)

	2007-2008 Actual	2008-2009 Actual	% inc/ dec	2009-2010 Budget	% inc/ dec
General	0	0	0%	0	0%
Federal Funds	0	0	0%	0	0%
Supplemental General	0	0	0%	0	0%
At Risk (4yr Old)	0	0	0%	0	0%
At Risk (K-12)	0	0	0%	0	0%
Bilingual Education	0	0	0%	0	0%
Virtual Education	0	0	0%	0	0%
Capital Outlay	0	0	0%	0	0%
Driver Training	0	0	0%	0	0%
Declining Enrollment	0	0	0%	0	0%
Extraordinary School Program	0	0	0%	0	0%
Food Service	0	0	0%	0	0%
Professional Development	0	0	0%	0	0%
Parent Education Program	0	0	0%	0	0%
Summer School	0	0	0%	0	0%
Special Education	0	0	0%	0	0%
Cost of Living	0	0	0%	0	0%
Vocational Education	0	0	0%	0	0%
Gifts/Grants	0	0	0%	0	0%
Special Liability	0	0	0%	0	0%
School Retirement	0	0	0%	0	0%
Extraordinary Growth Facilities	0	0	0%	0	0%
Special Reserve	0	0	0%	0	0%
KPERS Spec. Ret. Contribution	0	0	0%	0	0%
Contingency Reserve	0	0	0%	0	0%
Text Book & Student Material	0	0	0%	0	0%
Bond & Interest #1	8,290,219	8,186,638	-1%	7,937,588	-3%
Bond & Interest #2	0	0	0%	0	0%
No-Fund Warrant	0	0	0%	0	0%
Special Assessment	0	0	0%	0	0%
Temporary Note	0	0	0%	0	0%
SUBTOTAL	8,290,219	8,186,638	-1%	7,937,588	-3%
Enrollment (FTE)*	7,007.5	6,929.3	-1%	6,975.0	1%
Amount per Pupil	1,183	1,181	0%	1,138	-4%
Adult Education	0	0	0%	0	0%
Adult Supplemental Education	0	0	0%	0	0%
Area Vocational School	0	0	0%	0	0%
Tuition Reimbursement	0	0	0%	0	0%
Special Education Coop	0	0	0%	0	0%
TOTAL	8,290,219	8,186,638	-1%	7,937,588	-3%



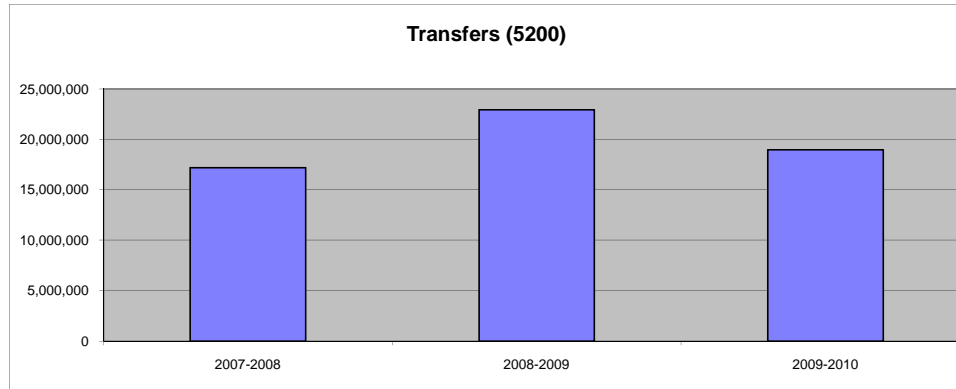
NOTE: Gifts/Grants includes private grants and grants from nonfederal sources.

Amount per pupil excludes the following funds: Area Vocational School, Adult Education, Adult Supplemental Education, Special Education Coop and Tuition Reimbursement.

*Enrollment (FTE) includes the enrollment of the district used for state aid and budget authority, and all other preschool enrollment and kindergarten students attending full time.

Transfers (5200)

	2007-2008 Actual	2008-2009 Actual	% inc/ dec	2009-2010 Budget	% inc/ dec
General	12,020,466	17,964,498	49%	13,750,000	-23%
Federal Funds	0	0	0%	0	0%
Supplemental General	5,172,824	4,970,264	-4%	5,210,000	5%
At Risk (4yr Old)	0	0	0%	0	0%
At Risk (K-12)	0	0	0%	0	0%
Bilingual Education	0	0	0%	0	0%
Virtual Education	0	0	0%	0	0%
Capital Outlay	0	0	0%	0	0%
Driver Training	0	0	0%	0	0%
Declining Enrollment	0	0	0%	0	0%
Extraordinary School Program	0	0	0%	0	0%
Food Service	0	0	0%	0	0%
Professional Development	0	0	0%	0	0%
Parent Education Program	0	0	0%	0	0%
Summer School	0	0	0%	0	0%
Special Education	0	0	0%	0	0%
Cost of Living	0	0	0%	0	0%
Vocational Education	0	0	0%	0	0%
Gifts/Grants	0	0	0%	0	0%
Special Liability	0	0	0%	0	0%
School Retirement	0	0	0%	0	0%
Extraordinary Growth Facilities	0	0	0%	0	0%
Special Reserve	0	0	0%	0	0%
KPERS Spec. Ret. Contribution	0	0	0%	0	0%
Contingency Reserve	0	0	0%	0	0%
Text Book & Student Material	0	0	0%	0	0%
Bond & Interest #1	0	0	0%	0	0%
Bond & Interest #2	0	0	0%	0	0%
No-Fund Warrant	0	0	0%	0	0%
Special Assessment	0	0	0%	0	0%
Temporary Note	0	0	0%	0	0%
SUBTOTAL	17,193,290	22,934,762	33%	18,960,000	-17%
Enrollment (FTE)*	7,007.5	6,929.3	-1%	6,975.0	1%
Amount per Pupil	2,454	3,310	35%	2,718	-18%
Adult Education	0	0	0%	0	0%
Adult Supplemental Education	0	0	0%	0	0%
Area Vocational School	0	0	0%	0	0%
Tuition Reimbursement	0	0	0%	0	0%
Special Education Coop	0	0	0%	0	0%
TOTAL	17,193,290	22,934,762	33%	18,960,000	-17%



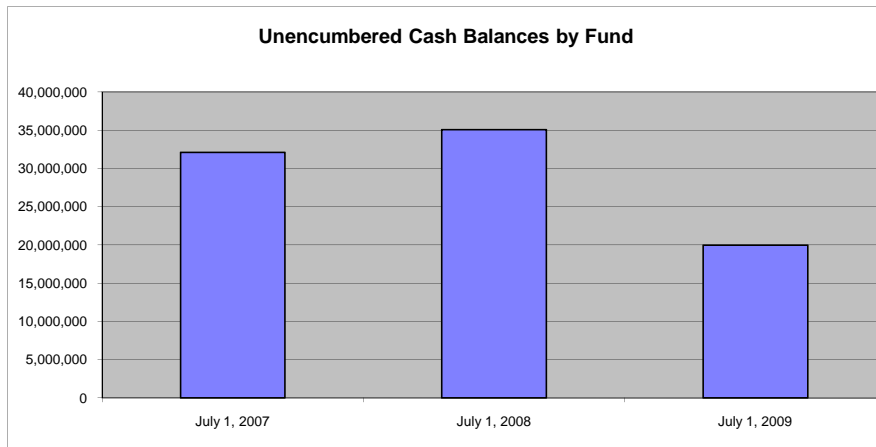
NOTE: Gifts/Grants includes private grants and grants from nonfederal sources.

Amount per pupil excludes the following funds: Area Vocational School, Adult Education, Adult Supplemental Education, Special Education Coop and Tuition Reimbursement.

*Enrollment (FTE) includes the enrollment of the district used for state aid and budget authority, and all other preschool enrollment and kindergarten students attending full time.

**Miscellaneous Information
Unencumbered Cash Balance by Fund**

	July 1, 2007	July 1, 2008	July 1, 2009
General	0	0	0
Federal Funds	-250,483	-88,355	-94,112
Supplemental General	114,440	1,596	220,209
At Risk (4yr Old)	0	0	0
At Risk (K-12)	298,037	397,110	1,000,000
Bilingual Education	0	0	0
Virtual Education	0	0	0
Capital Outlay	5,890,088	6,182,719	7,916,752
Driver Training	9,912	18,363	14,078
Declining Enrollment	0	0	0
Extraordinary School Program	0	0	0
Food Service	292,721	356,228	362,591
Professional Development	249,885	258,110	255,221
Parent Education Program	55,973	54,439	55,000
Summer School	96,218	70,827	45,269
Special Education	2,364,989	2,369,260	2,849,491
Cost of Living	0	0	0
Vocational Education	0	0	0
Gifts/Grants	89,780	91,852	175,526
Special Liability	0	0	0
School Retirement	0	0	0
Extraordinary Growth Facilities	0	0	0
Special Reserve	9,334,542	10,452,106	0
KPERS Spec. Ret. Contribution	0	0	0
Contingency Reserve	1,670,341	1,800,341	0
Text Book & Student Material	527,599	774,658	0
Bond & Interest 1	6,666,715	6,148,691	5,707,742
Bond & Interest 2	0	0	0
No Fund Warrant	0	0	0
Special Assessment	0	0	0
Temporary Note	0	0	0
SUBTOTAL	27,410,757	28,887,945	18,507,767
Enrollment (FTE)*	7,007.5	6,929.3	6,975.0
Amount per Pupil	3,912	4,169	2,653
Adult Education	237,556	291,948	362,131
Adult Supplemental Education	0	0	0
Area Vocational School	2,129,785	2,745,613	0
Tuition Reimbursement	0	0	0
Special Education Coop	2,346,422	3,176,186	1,129,719
TOTAL	32,124,520	35,101,692	19,999,617



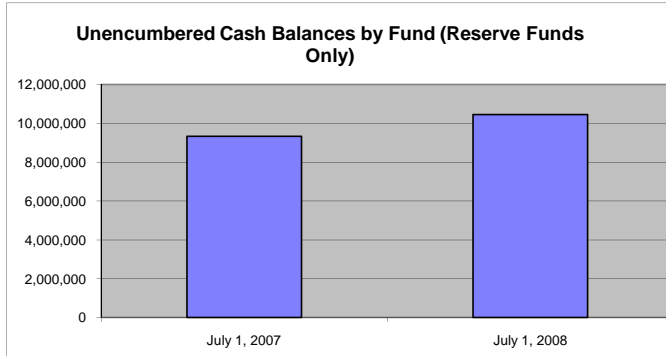
NOTE: Gifts/Grants includes private grants and grants from nonfederal sources.

Amount per pupil excludes the following funds: Area Vocational School, Adult Education, Adult Supplemental Education, Special Education Coop and Tuition Reimbursement.

*Enrollment (FTE) includes the enrollment of the district used for state aid and budget authority, and all other preschool enrollment and kindergarten students attending full time.

**Reserve Funds
Unencumbered Cash Balance**

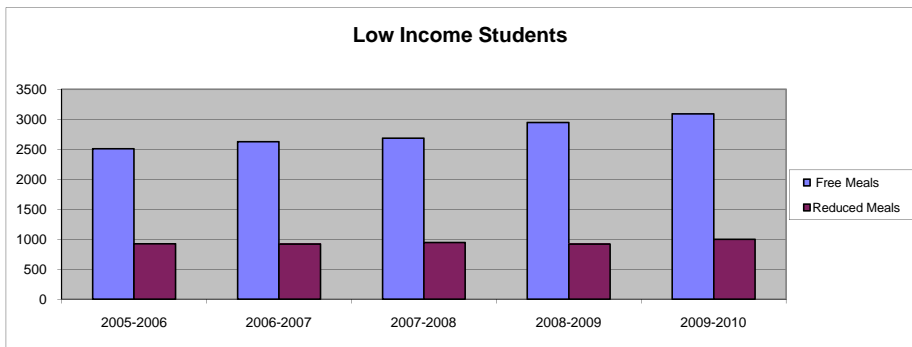
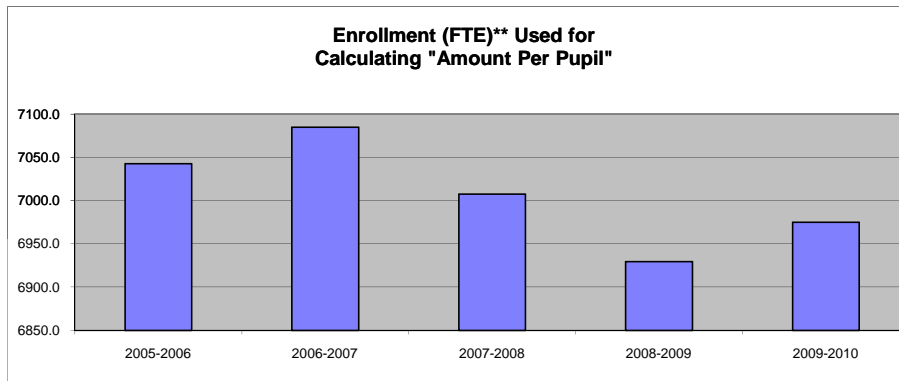
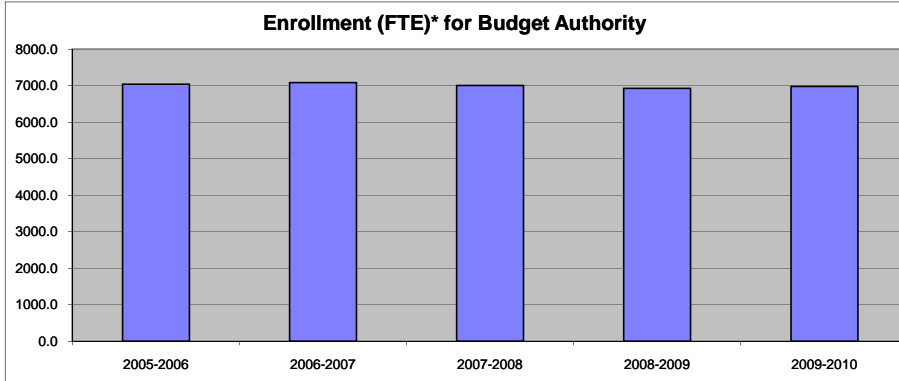
	July 1, 2007	July 1, 2008
Special Reserve	9,334,542	10,452,106
TOTAL OTHER	9,334,542	10,452,106
Amount per Pupil	\$1,332	\$1,508



*School districts are authorized by law to self insure rather than purchase insurance for the following categories: Worker's Comp, Health Insurance, Life Insurance, Property and Casualty (Risk Management) and Disability Income Insurance. Monies are placed in the Self Insured Fund to pay for claims which may arise from the categories listed above.

Other Information

	2005-2006 Actual	2006-2007 Actual	% inc/ dec	2007-2008 Actual	% inc/ dec	2008-2009 Actual	% inc/ dec	2009-2010 Budget	% inc/ dec
Enrollment (FTE)*	7,042.6	7,084.7	1%	7,007.5	-1%	6,929.3	-1%	6,975.0	1%
Enrollment (FTE)**	7,042.6	7,084.7	1%	7,007.5	-1%	6,929.3	-1%	6,975.0	1%
Number of Students - Free Meals	2,510	2,628	5%	2,684	2%	2,946	10%	3,093	5%
Number of Students - Reduced Meals	924	918	-1%	947	3%	923	-3%	1,000	8%

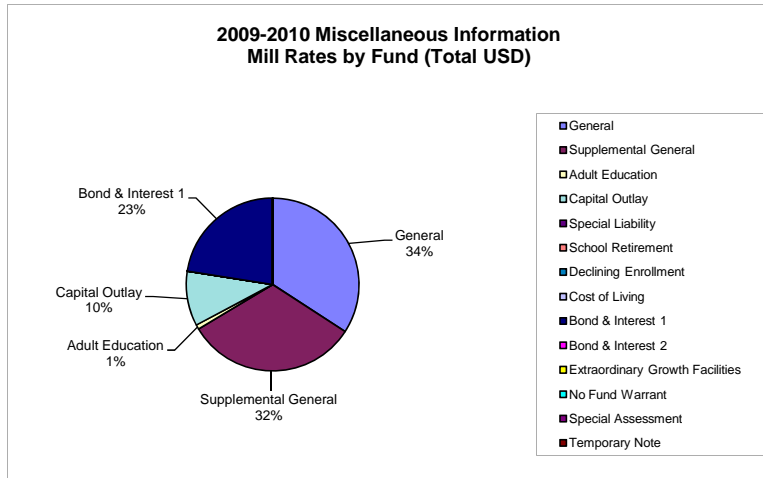
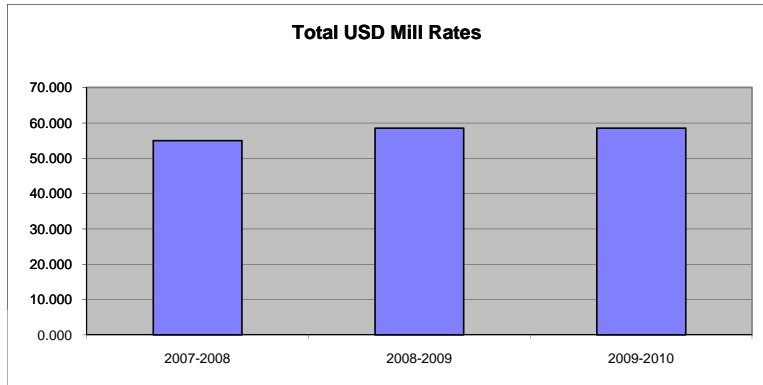


*FTE for state aid and budget authority purposes for general fund (excludes 4 yr old at-risk).

** FTE includes 9/20 enrollment used for state aid purposes and adding the additional FTE for preschool programs, headstart, and all-day kindergarten. For example, preschool students attending half days on September 20th would be counted as .5 FTE. Kindergarten students attending full time every day would be counted as 1.0 FTE.

**Miscellaneous Information
Mill Rates by Fund**

	2007-2008 Actual	2008-2009 Actual	2009-2010 Budget
General	20.000	20.000	20.000
Supplemental General	18.355	19.849	18.871
Adult Education	0.490	0.499	0.500
Capital Outlay	3.916	5.991	6.000
Declining Enrollment	0.000	0.000	0.000
Cost of Living	0.000	0.000	0.000
Special Liability	0.000	0.000	0.000
School Retirement	0.000	0.000	0.000
Extraordinary Growth Facilities	0.000	0.000	0.000
Bond & Interest 1	12.229	12.208	13.171
Bond & Interest 2	0.000	0.000	0.000
No Fund Warrant	0.000	0.000	0.000
Special Assessment	0.000	0.000	0.000
Temporary Note	0.000	0.000	0.000
TOTAL USD	54.990	58.547	58.542
Historical Museum	0.000	0.000	0.000
Public Library Board	0.000	0.000	0.000
Public Library Brd & Emp Benf	0.000	0.000	0.000
Recreation Commission	0.000	0.000	0.000
Recreation Commission Employee Benefit	0.000	0.000	0.000
TOTAL OTHER	0.000	0.000	0.000



Other Information

	2007-2008 Actual	2008-2009 Actual	2009-2010 Budget
Assessed Valuation	\$422,592,788	\$430,052,372	\$428,512,584
Bonded Indebtedness	\$68,375,000	\$63,380,000	\$58,275,000

