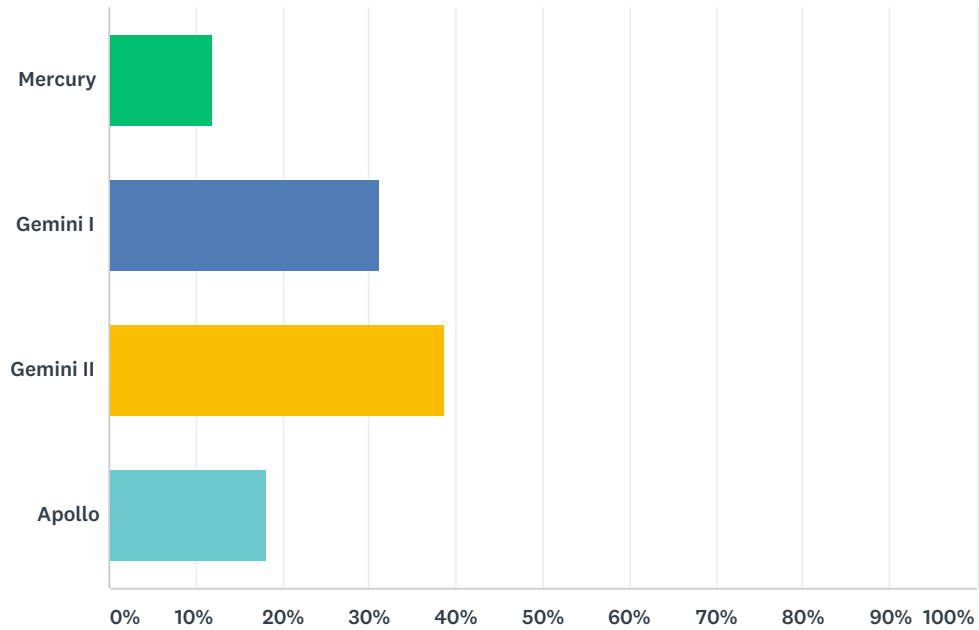


Q1 Please select your Redesign Mission.

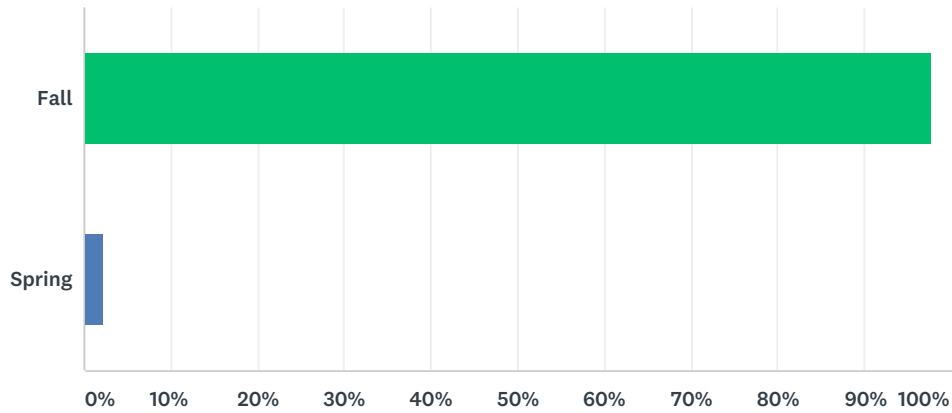
Answered: 2,378 Skipped: 37



ANSWER CHOICES	RESPONSES
Mercury	11.86% 282
Gemini I	31.24% 743
Gemini II	38.77% 922
Apollo	18.12% 431
TOTAL	2,378

Q2 Please select when you're completing this survey -- Spring or Fall.

Answered: 2,400 Skipped: 15



ANSWER CHOICES	RESPONSES	
Fall	97.71%	2,345
Spring	2.29%	55
TOTAL		2,400

Q3 Please list your district name.

Answered: 2,388 Skipped: 27

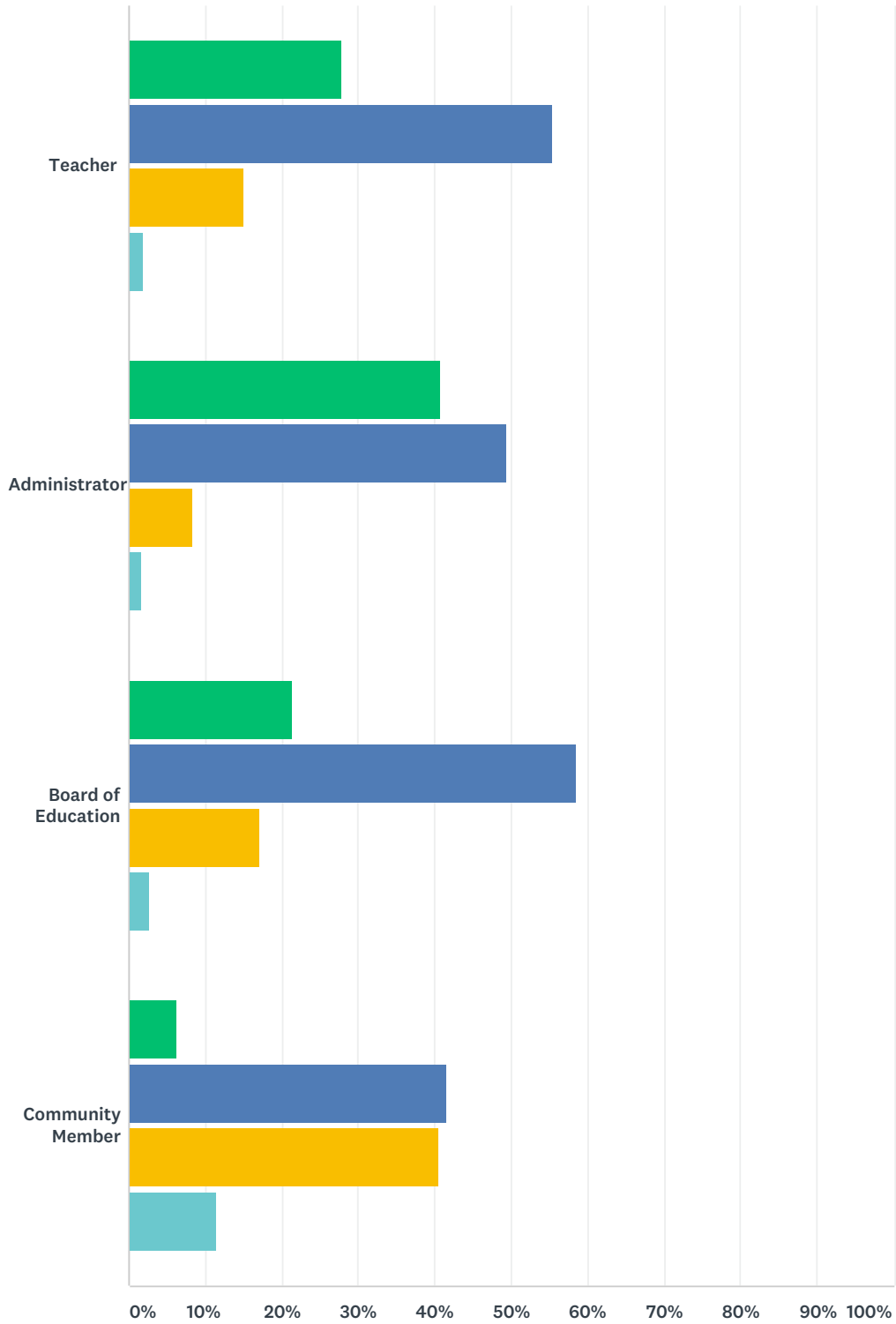
Q4 Please list your school name.

Answered: 2,395 Skipped: 20

Q5 Our teachers, administrators, board, and community discuss the State Board of Education's Kansans Can Vision on a regular basis. (Please rate your perception regarding each stakeholder group)

Answered: 2,189 Skipped: 226

Kansas Redesign Project: Culture Survey 2019-2020



■ Strongly Agree
 ■ Agree
 ■ Disagree
 ■ Strongly Disagree

	STRONGLY AGREE	AGREE	DISAGREE	STRONGLY DISAGREE	TOTAL	WEIGHTED AVERAGE
Teacher	27.74% 603	55.38% 1,204	15.04% 327	1.84% 40	2,174	1.91
Administrator	40.78% 838	49.29% 1,013	8.32% 171	1.61% 33	2,055	1.71

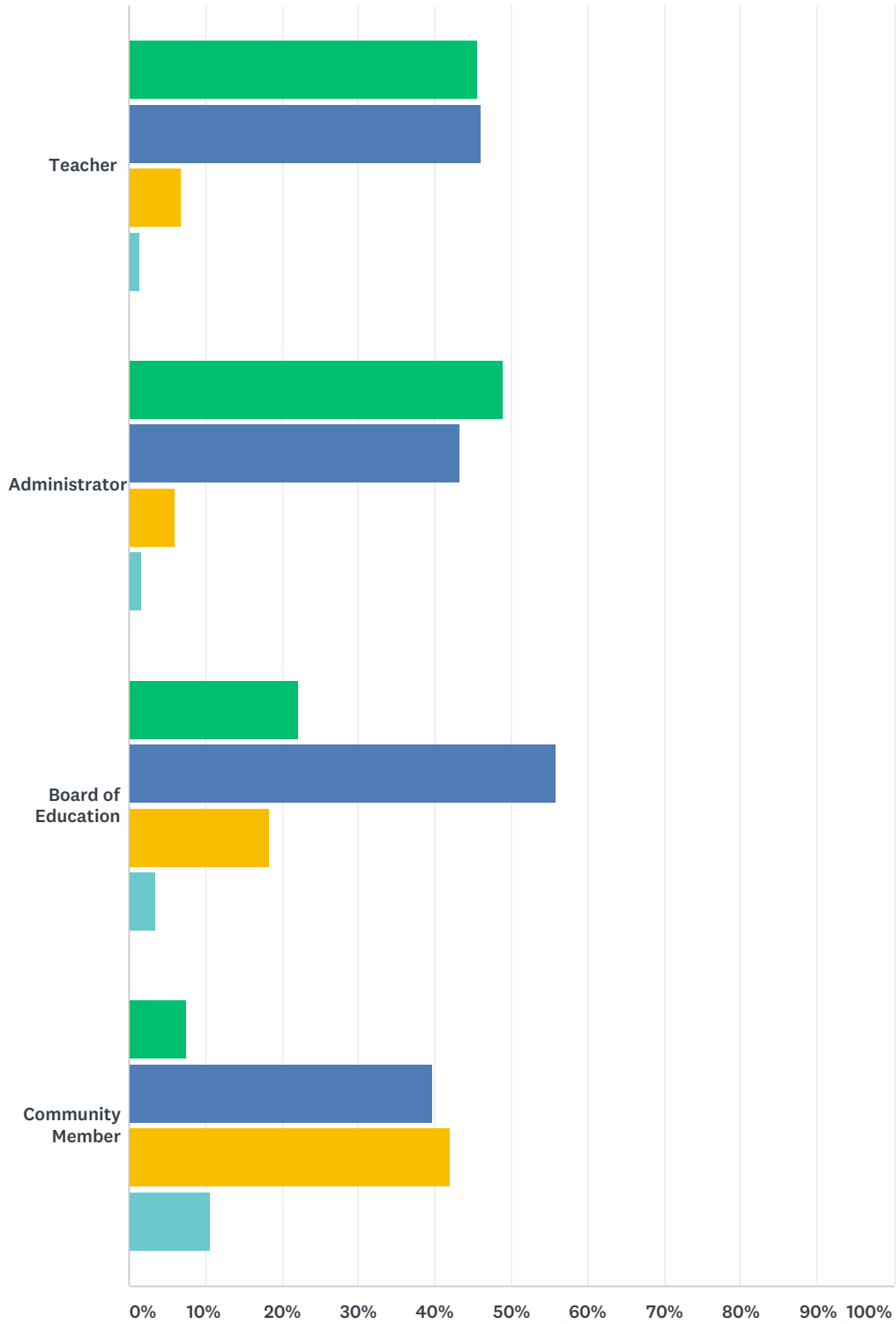
Kansas Redesign Project: Culture Survey 2019-2020

Board of Education	21.39%	58.60%	17.19%	2.82%		
	433	1,186	348	57	2,024	2.01
Community Member	6.30%	41.65%	40.60%	11.45%		
	127	840	819	231	2,017	2.57

Q6 Our teachers, administrators, board, and community continually review our student success data to inform our next steps. (Please rate your perception regarding each stakeholder group)

Answered: 2,190 Skipped: 225

Kansas Redesign Project: Culture Survey 2019-2020



■ Strongly Agree
 ■ Agree
 ■ Disagree
 ■ Strongly Disagree

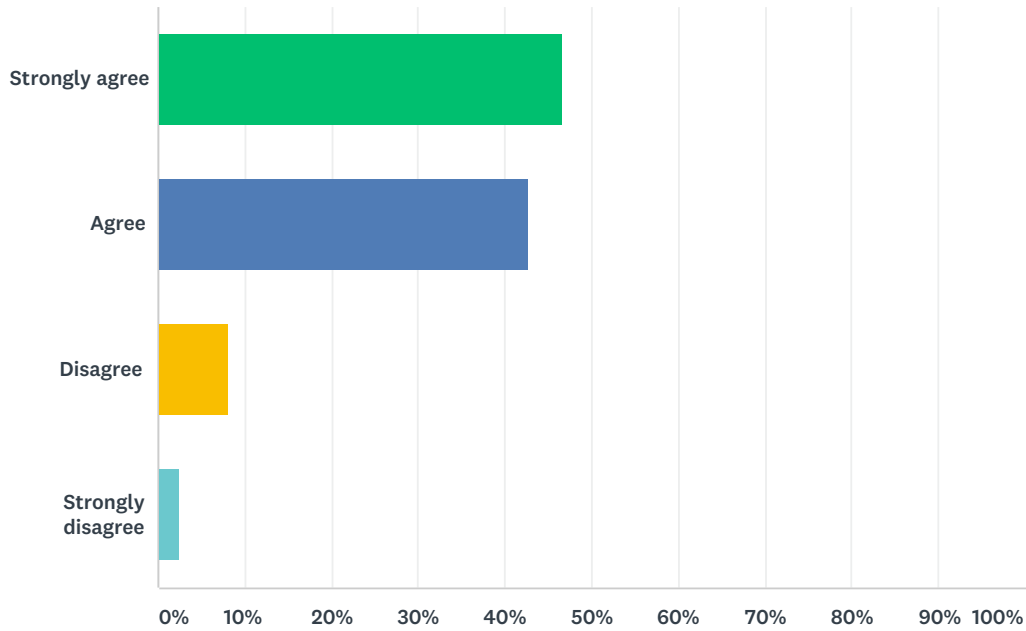
	STRONGLY AGREE	AGREE	DISAGREE	STRONGLY DISAGREE	TOTAL	WEIGHTED AVERAGE
Teacher	45.68% 993	45.95% 999	6.85% 149	1.52% 33	2,174	1.64
Administrator	49.03% 1,011	43.31% 893	5.97% 123	1.70% 35	2,062	1.60

Kansas Redesign Project: Culture Survey 2019-2020

Board of Education	22.21%	55.92%	18.36%	3.50%		
	450	1,133	372	71	2,026	2.03
Community Member	7.62%	39.83%	41.96%	10.59%		
	154	805	848	214	2,021	2.56

Q7 School and district leadership empower teachers and to share ownership in our redesign process.

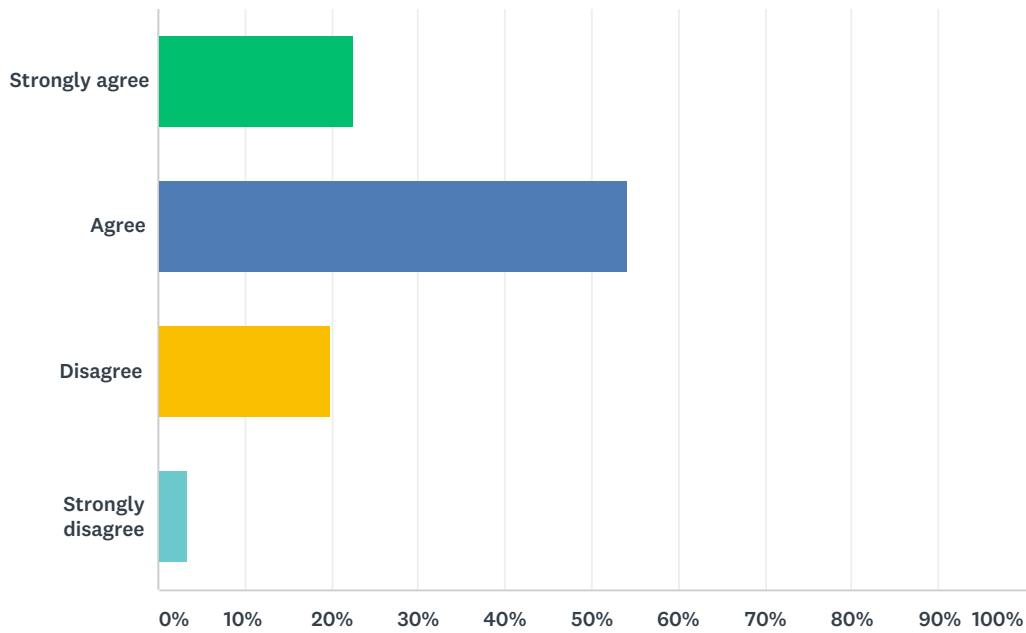
Answered: 2,186 Skipped: 229



ANSWER CHOICES	RESPONSES	
Strongly agree	46.75%	1,022
Agree	42.63%	932
Disagree	8.19%	179
Strongly disagree	2.42%	53
TOTAL		2,186

Q8 All stakeholders agree that a collaborative culture exists within our district.

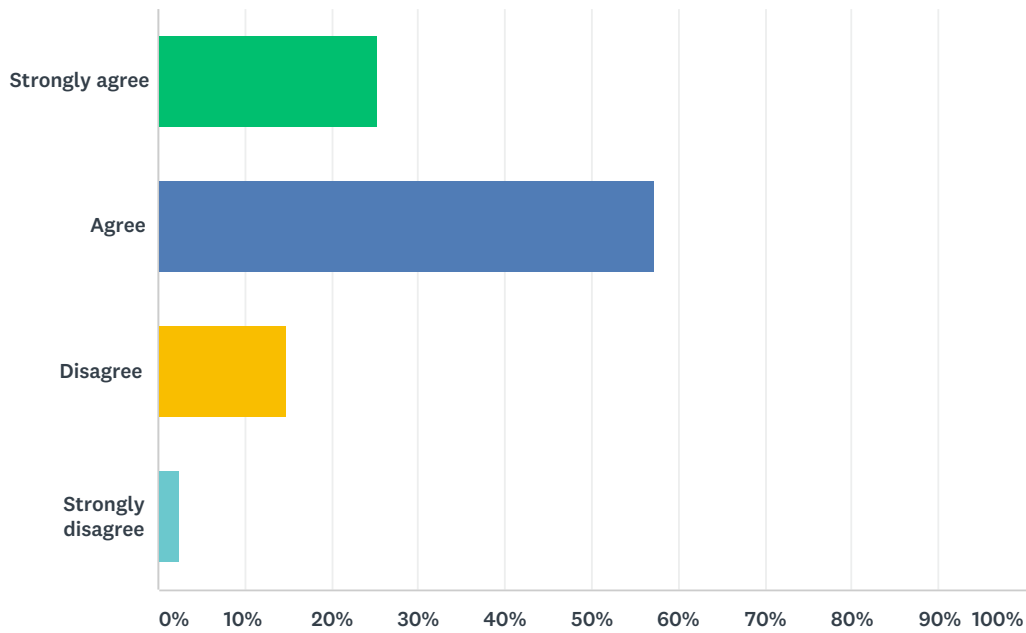
Answered: 2,191 Skipped: 224



ANSWER CHOICES	RESPONSES	
Strongly agree	22.64%	496
Agree	54.18%	1,187
Disagree	19.81%	434
Strongly disagree	3.38%	74
TOTAL		2,191

Q9 Our district considers the reallocation of resources in support of our redesign efforts.

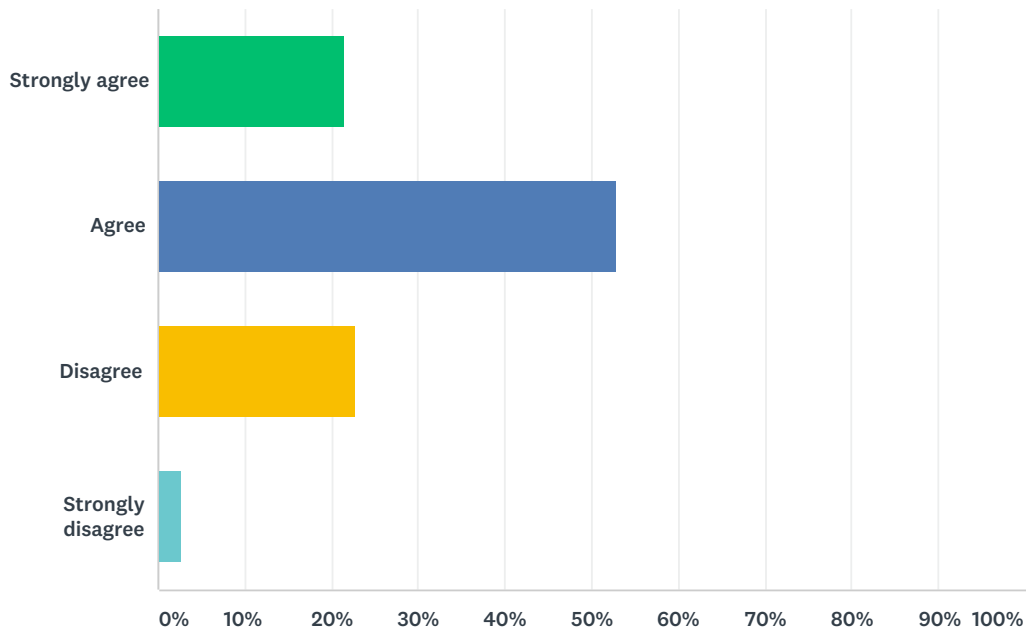
Answered: 2,185 Skipped: 230



ANSWER CHOICES	RESPONSES	
Strongly agree	25.31%	553
Agree	57.35%	1,253
Disagree	14.78%	323
Strongly disagree	2.56%	56
TOTAL		2,185

Q10 Teachers and Administrators allow students to have significant voice and choice in our redesign model.

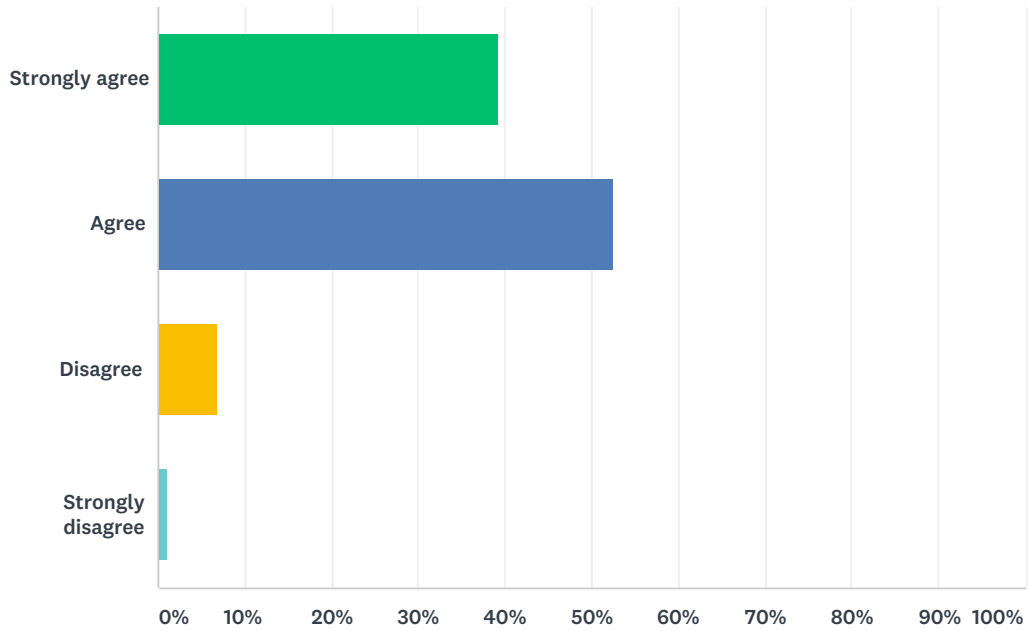
Answered: 2,189 Skipped: 226



ANSWER CHOICES	RESPONSES	
Strongly agree	21.56%	472
Agree	52.99%	1,160
Disagree	22.80%	499
Strongly disagree	2.65%	58
TOTAL		2,189

Q11 Our school encourages and supports risk-taking with new instructional strategies.

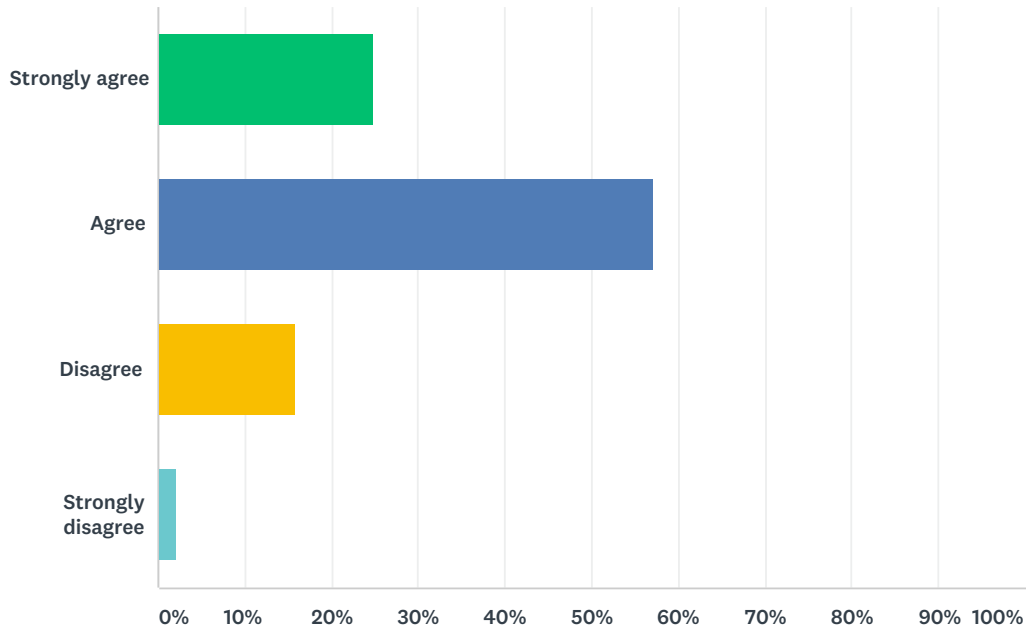
Answered: 2,191 Skipped: 224



ANSWER CHOICES	RESPONSES	
Strongly agree	39.43%	864
Agree	52.44%	1,149
Disagree	6.98%	153
Strongly disagree	1.14%	25
TOTAL		2,191

Q12 Teachers, Administrators, parents, and our community work as partners to ensure that every student is successful.

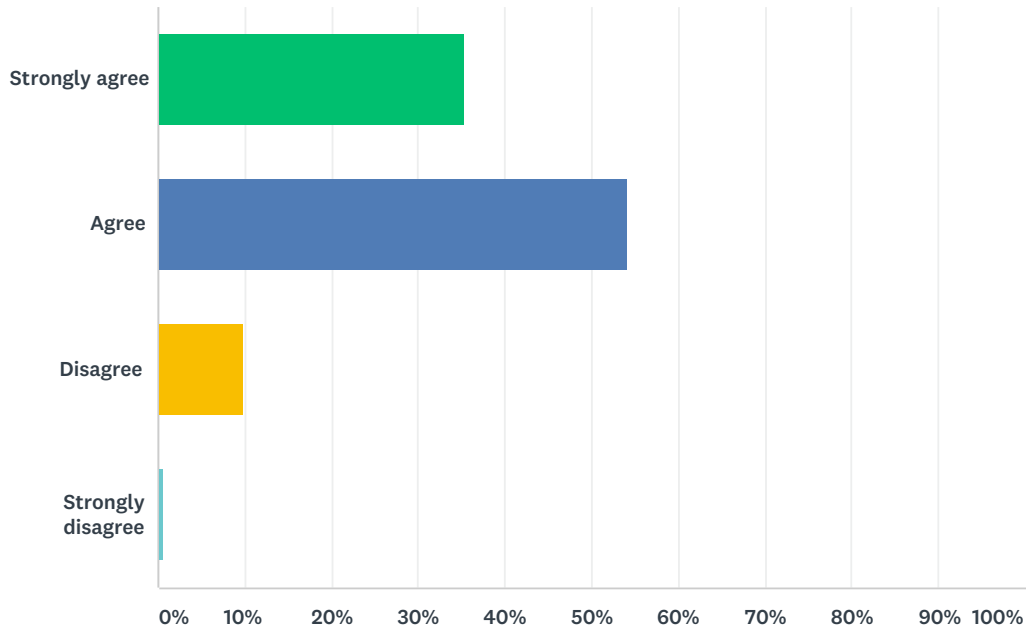
Answered: 2,195 Skipped: 220



ANSWER CHOICES	RESPONSES	
Strongly agree	24.87%	546
Agree	57.18%	1,255
Disagree	15.81%	347
Strongly disagree	2.14%	47
TOTAL		2,195

Q13 Our teachers have the relationships and skills to motivate and meet the needs of every student.

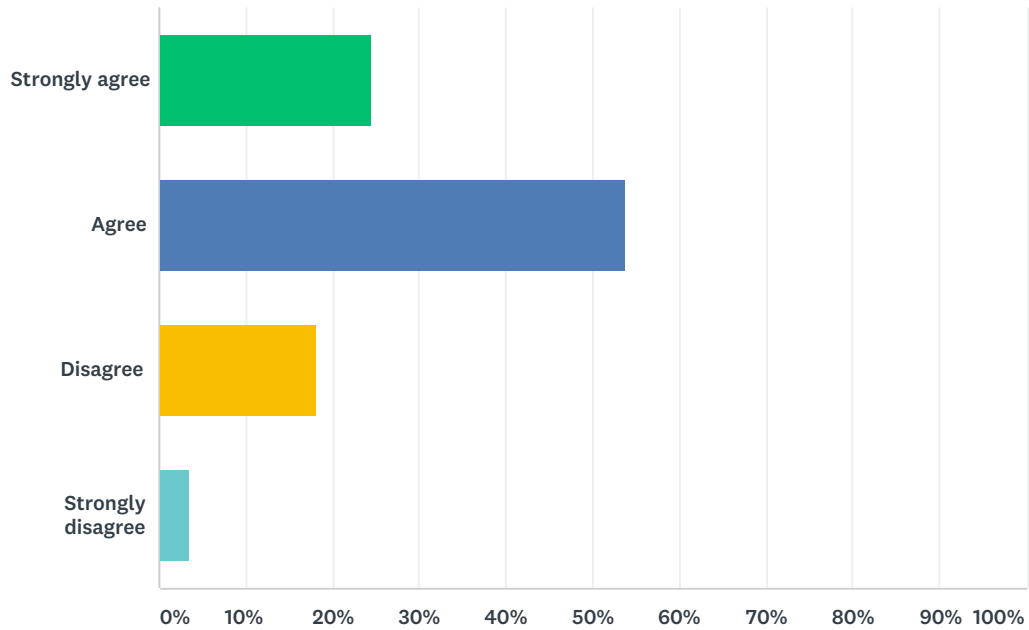
Answered: 2,194 Skipped: 221



ANSWER CHOICES	RESPONSES	
Strongly agree	35.41%	777
Agree	54.10%	1,187
Disagree	9.75%	214
Strongly disagree	0.73%	16
TOTAL		2,194

Q14 Honest, open communications exist among staff members.

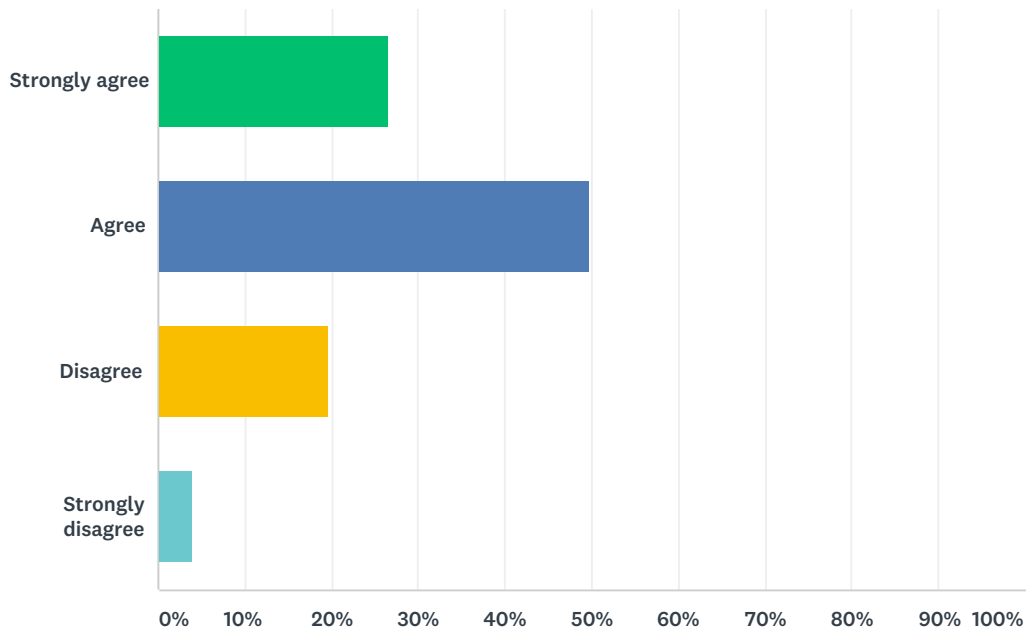
Answered: 2,197 Skipped: 218



ANSWER CHOICES	RESPONSES	
Strongly agree	24.49%	538
Agree	53.80%	1,182
Disagree	18.25%	401
Strongly disagree	3.46%	76
TOTAL		2,197

Q15 School leaders consistently involve staff in discussing and making decisions about most school issues.

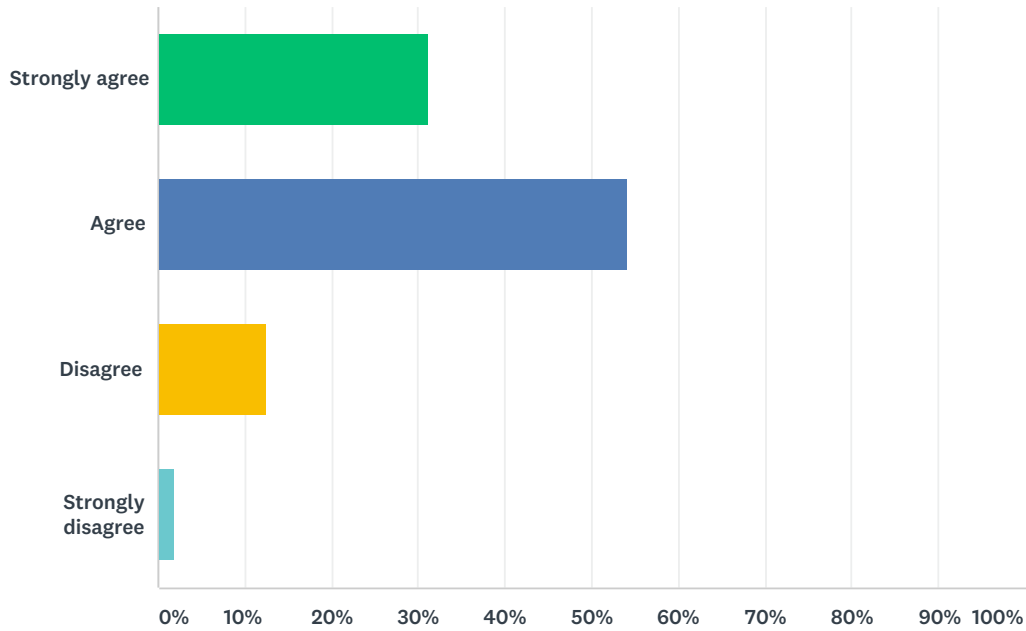
Answered: 2,192 Skipped: 223



ANSWER CHOICES	RESPONSES	
Strongly agree	26.55%	582
Agree	49.82%	1,092
Disagree	19.57%	429
Strongly disagree	4.06%	89
TOTAL		2,192

Q16 Our school staff is empowered to make instructional decisions rather than waiting for supervisors to provide direction.

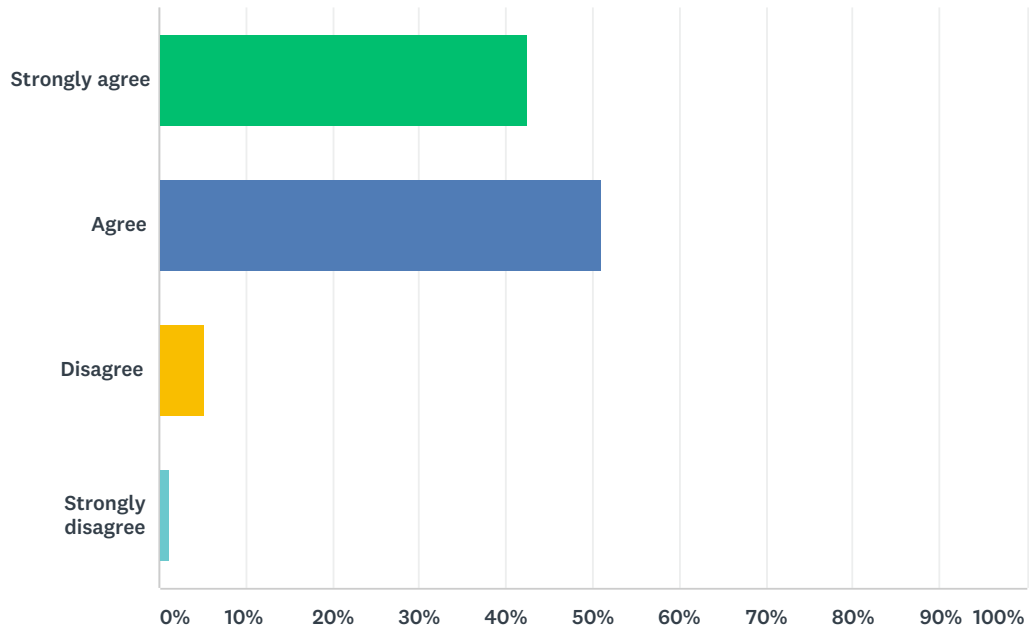
Answered: 2,192 Skipped: 223



ANSWER CHOICES	RESPONSES	
Strongly agree	31.25%	685
Agree	54.29%	1,190
Disagree	12.59%	276
Strongly disagree	1.87%	41
TOTAL		2,192

Q17 Our school culture values caring, celebration, and humor.

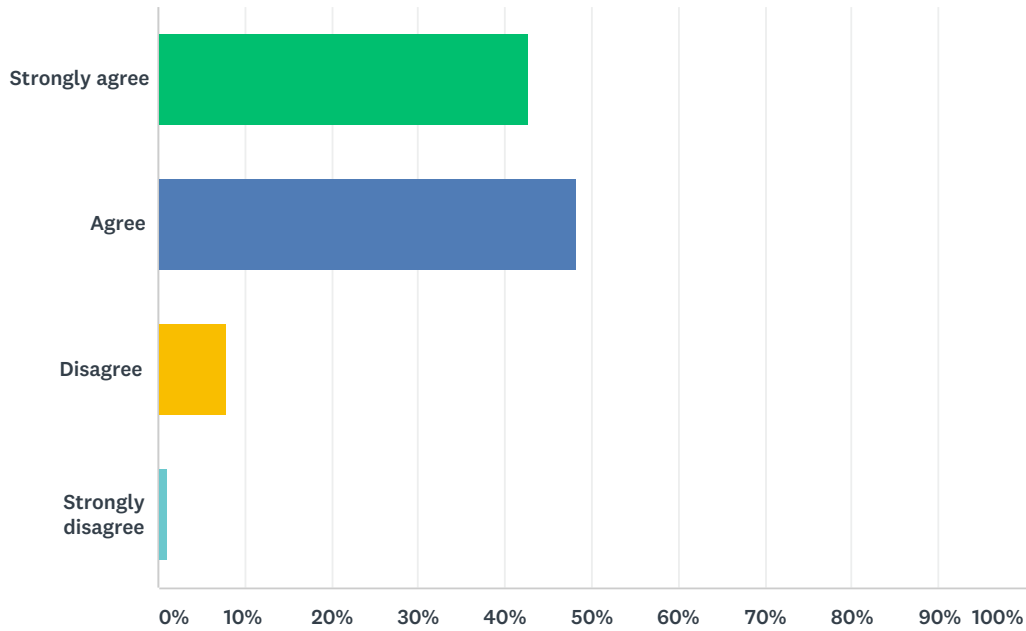
Answered: 2,194 Skipped: 221



ANSWER CHOICES	RESPONSES	
Strongly agree	42.57%	934
Agree	50.96%	1,118
Disagree	5.29%	116
Strongly disagree	1.19%	26
TOTAL		2,194

Q18 Teachers and administrators in our school work together to create the best possible learning environment for students.

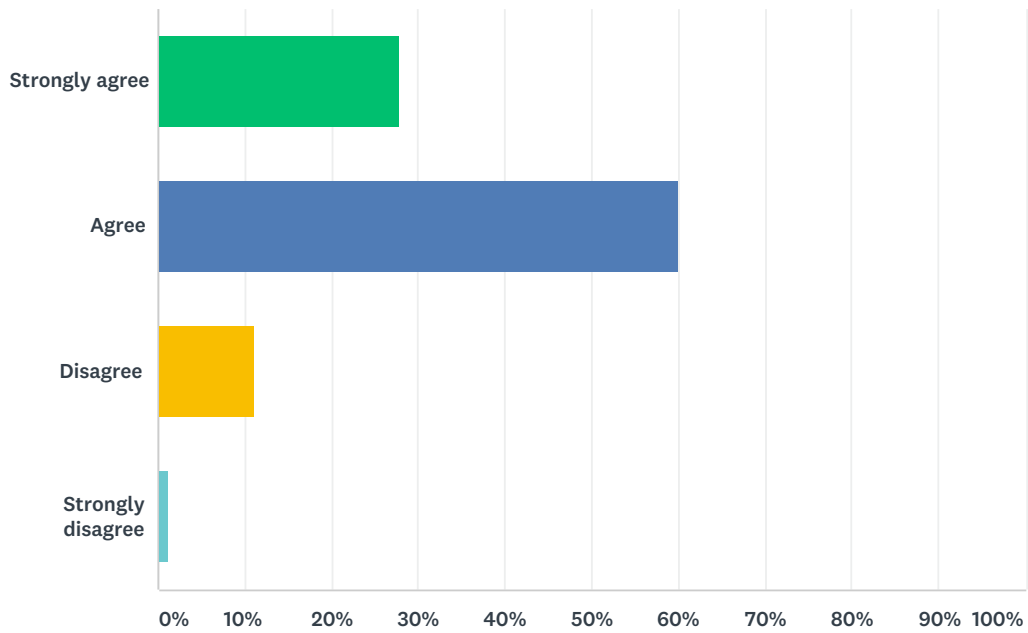
Answered: 2,199 Skipped: 216



ANSWER CHOICES	RESPONSES	
Strongly agree	42.70%	939
Agree	48.29%	1,062
Disagree	8.05%	177
Strongly disagree	0.95%	21
TOTAL		2,199

Q19 Teachers and students in our school trust and have confidence in each other.

Answered: 2,199 Skipped: 216



ANSWER CHOICES	RESPONSES	
Strongly agree	27.79%	611
Agree	59.98%	1,319
Disagree	11.01%	242
Strongly disagree	1.23%	27
TOTAL		2,199