








Navigating Change 2020

KANSAS' GUIDE TO LEARNING AND SCHOOL SAFETY OPERATIONS



Kansas Schools Gating Criteria

	GREEN	YELLOW	ORANGE	RED			
LEARNING	 On-Site PK-12	 On-Site / Hybrid PK-5	 Hybrid 6-12	 On-Site / Hybrid PK-5	 Remote Only 6-12	 On-Site / Hybrid PK-5	 Remote Only 6-12
School Activities	On-Site following Navigating Change guidelines. Facilities should limit capacity to allow for 6' social distancing.	No all school activities. Small group activities limited; masks and social distancing required; stable groups with limited group numbers. No high risk activities. No group travel. Conditioning/ practice may continue with modifications	Remote Only	Remote Only			
Spectators - audience	On-Site following Navigating Change guidelines. Facilities should limit capacity to allow for 6' social distancing.	Allowed: Distancing by household groups; masked if indoors. 6' social distancing required; total group numbers limited per guidelines	Remote Only	Remote Only			
Visitor Access	On-Site following Navigating Change guidelines. Facilities should limit capacity to allow for 6' social distancing.	Limited: by appointment; masks and social distancing required; building access requirements must be met.	Extremely limited: by appointment; masks and social distancing required; building access requirements must be met	None Allowed			
Playgrounds	On-Site following Navigating Change guidelines. Facilities should limit capacity to allow for 6' social distancing.	Open: Capacity to allow for 6' social distancing; total group numbers limited per guidelines	Open: Capacity to allow for 6' social distancing; masks required if less than 6' social distance maintained; total group numbers limited per guidelines	Open: Capacity to allow for 6' social distancing; masks required if less than 6' social distance maintained; total group numbers limited per guidelines			

12/8/2020

Note: The following recommendations are subject to change by actions of federal, state, county, or local authorities.

The Kansas State Department of Education does not discriminate on the basis of race, color, national origin, sex, disability or age in its programs and activities and provides equal access to any group officially affiliated with the Boy Scouts of America and other designated youth groups. The following person has been designated to handle inquiries regarding the nondiscrimination policies: KSDE General Counsel, Office of General Counsel, KSDE, Landon State Office Building, 900 S.W. Jackson, Suite 102, Topeka, KS 66612, (785) 296-3201.

Navigating Change 2020

KANSAS' GUIDE TO LEARNING AND SCHOOL SAFETY OPERATIONS



Gating Criteria

	Additional Gating Criteria	GREEN	YELLOW	ORANGE	RED
Building Gating Criteria*	Student Absenteeism based on building level Average Daily Attendance in 2019-20 (i.e. 95%)	<3.0% above baseline building level ADA	3.0-5.9% above building level ADA	6.0-9.9% above building level ADA	>10% above building level ADA
Community Gating Criteria	2 week County percent positive case rate (% positive tests / all tests performed)	< 5%	5.1-9.9%	10-14.9%	> 15%
Community Gating Criteria **	2 week cumulative County incidence rate (# new cases/100K over prior 2 weeks)	0-50 new cases	51-100 new cases	101-150 new cases	> 151 new cases
Community Gating Criteria	Trend in County incidence rate	Decreasing	Stable	Stable	Increasing
Community Gating Criteria	Local / referring hospital capacity	> 30% available capacity	29.9-20% available capacity	19.9-10% available capacity	< 10% available capacity

* increase of absenteeism rate should trigger conversation with local health officials regarding next steps.

** for example, 15 cases for 50,000 would equal 30 per 100K or another example 1 case for 4,000 would equal 25 per 100K

Navigating Change 2020

KANSAS' GUIDE TO LEARNING AND SCHOOL SAFETY OPERATIONS



Strategies to consider to promote full time on-site learning for Pre-K-5 students:

1. Students should be grouped together in cohorts of less than 15 students per group.

A) Either have class sizes with < 15 students per class.

B) OR have separate cohorts within classes of < 15 students per cohort with adequate physical distancing between cohorts and no mixing of groups other than the teacher

2. Safe but unused facilities within the district and community should be utilized to spread out students.

A) Middle and high school buildings should be utilized when those students are learning remotely

B) Sports and recreation facilities should be utilized when otherwise not in use

C) Outside areas should be utilized weather permitting

D) Schools should work with their community to utilize additional community locations to space out students for on-site education. This may include community buildings, churches, restaurants, etc.

E) Locations should be consistent between classes/cohorts.

3. Nurses, special education teachers, administrators, and other staff should work in teams and be prepared to travel between sites as needed to provide services.