

Kansas Seal of Biliteracy

2020-2021



KANSAS SEAL OF BILITERACY 2020-2021

Contents

STATE RESULTS _____	5
Students who earned the Kansas Seal of Biliteracy _____	5
Participating Districts _____	5
Languages Represented _____	6
Certificates _____	6
English L2 speakers _____	6
English L1 speakers _____	6
INDIVIDUAL DISTRICT RESULTS _____	7

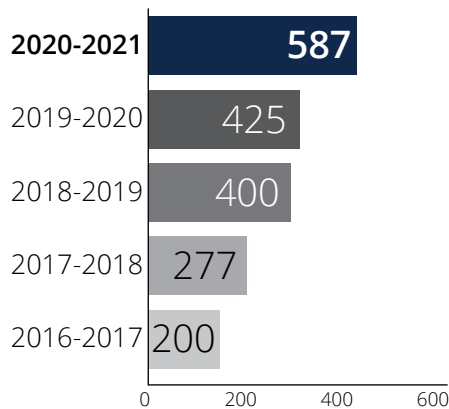
Kansas Seal of Biliteracy 2020-2021

The **Kansas Seal of Biliteracy** recognizes students who have achieved functional proficiency in English and another language - and sometimes more than two languages.

State Results

STUDENTS WHO EARNED THE KANSAS SEAL OF BILITERACY

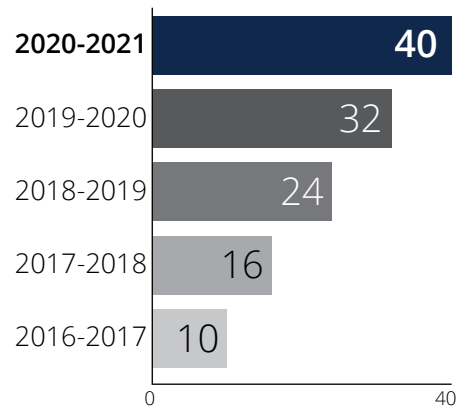
587 students



- Since its adoption, 1,889 students have earned the Seal of Biliteracy.
- The 2020-2021 increase in participation is the biggest increase since the initiative was adopted in 2016 by the Kansas State Board of Education.
- Approximately 160 languages other than English are spoken in students' homes in Kansas.

PARTICIPATING DISTRICTS

40 districts



- There are 286 school districts in Kansas
- Forty districts (one out of seven) participated this year, a new benchmark.
- A total of 53 districts have participated since the adoption of the initiative in 2016.

LANGUAGES REPRESENTED

15 Languages in 2020-2021*

LANGUAGE	STUDENTS
Arabic	1
Chinese/Mandarin	6
Dutch	1
French	78
German	12
Italian	1
Japanese	1
Korean	3
Latin	10
Portuguese	1
Russian	1
Spanish	464
Tagalog	2
Urdu	2
Vietnamese	4

** In previous years students have also earned the Seal of Biliteracy in Amharic, American Sign Language (ASL) and Turkish.*

CERTIFICATES



Silver
479



Gold
108

Not all states have two levels of award like Kansas. The Kansas Seal of Biliteracy has the same proficiency level requirements as the Global Seal of Biliteracy.

ENGLISH L2 SPEAKERS

Percentage of students earning the Seal of Biliteracy whose first language **is not** English:

37%
(219 students)

The percentage of students whose first language is not English varies greatly in districts across the state. Some districts report not having any students whose first language is not English. In some districts the percentage of students who are emerging bilinguals is 50%. The national average for English L2 learners earning the Seal is approximately 25%.

ENGLISH L1 SPEAKERS

Percentage of students earning the Seal of Biliteracy whose first language **is** English:

63%
(368 students)

Motivated students who begin studying a second language in middle school and/or high school can often attain the Silver Seal of Biliteracy. Motivated students who have learned and maintained a language other than English at home or in K-12 dual language programs can often attain the Gold Seal of Biliteracy.

KANSAS SEAL OF BILITERACY 2020-2021

Individual District Results

Abilene USD 435

Total Certificates: 3

Languages	Silver	Gold
German	2	
Spanish	1	

Percentage of:

English L2 speakers	English L1 speakers
0% (0/3)	100% (3/3)

Andover USD 385

Total Certificates: 3

Languages	Silver	Gold
Portuguese	1	
Spanish	2	

Percentage of:

English L2 speakers	English L1 speakers
66% (2/3)	33% (1/3)

Arkansas City USD 470

Total Certificates: 2

Languages	Silver	Gold
Spanish	2	

Percentage of:

English L2 speakers	English L1 speakers
50% (1/2)	50% (1/2)

Blue Valley USD 229

Total Certificates: 111

Languages	Silver	Gold
Chinese	3	1
French	11	1
German	1	1
Japanese	1	
Korean	2	1
Latin	5	
Russian	1	
Spanish	62	20
Urdu		1

Percentage of:

English L2 speakers	English L1 speakers
13% (14/111)	87% (97/111)

Chanute USD 413

Total Certificates: 2

Languages	Silver	Gold
Spanish	2	

Percentage of:

English L2 speakers	English L1 speakers
100% (2/2)	0% (0/2)

Cheylin USD 103

Total Certificates: 2

Languages	Silver	Gold
Spanish	1	1

Percentage of:

English L2 speakers	English L1 speakers
100% (2/2)	0% (0/2)

Circle USD 375

Total Certificates: 1

Languages	Silver	Gold
Dutch	1	

Percentage of:

English L2 speakers	English L1 speakers
100% (1/1)	0% (0/1)

Colby USD 315

Total Certificates: 1

Languages	Silver	Gold
Spanish	1	

Percentage of:

English L2 speakers	English L1 speakers
100% (1/1)	0% (0/1)

Derby USD 260

Total Certificates: 5

Languages	Silver	Gold
German	2	
Spanish	3	

Percentage of:

English L2 speakers	English L1 speakers
0% (0/5)	100% (5/5)

Douglass USD 386

Total certificates: 1

Languages	Silver	Gold
Japanese	1	

Percentage of:

English L2 speakers	English L1 speakers
100% (1/1)	0% (0/1)

Hays USD 489

Total certificates: 11

Languages	Silver	Gold
Japanese		1
Spanish	8	2

Percentage of:

English L2 speakers	English L1 speakers
18% (2/11)	82% (9/11)

Lawrence USD 497

Total certificates: 10

Languages	Silver	Gold
French	3	
Spanish	6	1

Percentage of:

English L2 speakers	English L1 speakers
10% (1/10)	90% (9/10)

Emporia USD 253

Total certificates: 14

Languages	Silver	Gold
French	3	
Spanish	10	1

Percentage of:

English L2 speakers	English L1 speakers
64% (9/14)	36% (5/14)

Hutchinson USD 308

Total certificates: 6

Languages	Silver	Gold
Spanish	4	2

Percentage of:

English L2 speakers	English L1 speakers
0% (0/6)	100% (6/6)

Louisburg USD 416

Total certificates: 9

Languages	Silver	Gold
Spanish	9	

Percentage of:

English L2 speakers	English L1 speakers
12% (1/9)	88% (8/9)

Garden City USD 457

Total certificates: 7

Languages	Silver	Gold
Spanish	6	1

Percentage of:

English L2 speakers	English L1 speakers
100% (7/7)	0% (0/7)

Junction City USD 475

Total certificates: 1

Languages	Silver	Gold
Spanish		1

Percentage of:

English L2 speakers	English L1 speakers
0% (0/1)	100% (1/1)

Lyons USD 405

Total certificates: 5

Languages	Silver	Gold
Spanish	5	

Percentage of:

English L2 speakers	English L1 speakers
100% (5/5)	0% (0/5)

Goodland USD 352

Total certificates: 3

Languages	Silver	Gold
Spanish	3	

Percentage of:

English L2 speakers	English L1 speakers
100% (3/3)	0% (0/3)

Kansas City USD 500

Total certificates: 38

Languages	Silver	Gold
French	8	1
Spanish	18	11

Percentage of:

English L2 speakers	English L1 speakers
45% (17/38)	55% (21/38)

Macksville USD 351

Total certificates: 1

Languages	Silver	Gold
Spanish	1	

Percentage of:

English L2 speakers	English L1 speakers
100% (1/1)	0% (0/1)

Great Bend USD 428

Total certificates: 11

Languages	Silver	Gold
Spanish	11	

Percentage of:

English L2 speakers	English L1 speakers
100% (11/11)	0% (0/11)

Maize USD 266

Total certificates: 19

Languages	Silver	Gold
French	7	
Spanish	5	7

Percentage of:

English L2 speakers	English L1 speakers
0% (0/19)	100% (19/19)

Manhattan-Ogden USD 383

Total certificates: 21

Languages	Silver	Gold
French	1	
German	1	3
Spanish	12	4

Percentage of:

English L2 speakers	English L1 speakers
0% (0/21)	100% (21/21)

McPherson USD 418

Total certificates: 3

Languages	Silver	Gold
Spanish	3	

Percentage of:

English L2 speakers	English L1 speakers
66% (2/3)	33% (1/3)

Mill Valley USD 232

Total certificates: 3

Languages	Silver	Gold
Spanish	3	

Percentage of:

English L2 speakers	English L1 speakers
100% (3/3)	0% (0/3)

Newton USD 373

Total certificates: 3

Languages	Silver	Gold
Spanish	2	1

Percentage of:

English L2 speakers	English L1 speakers
33% (1/3)	66% (2/3)

Olathe USD 233

Total certificates: 63

Languages	Silver	Gold
Chinese/Mandarin	2	
French	8	4
Spanish	48	2

Percentage of:

English L2 speakers	English L1 speakers
25% (16/63)	75% (47/63)

Pratt USD 382

Total certificates: 1

Languages	Silver	Gold
Spanish	1	

Percentage of:

English L2 speakers	English L1 speakers
100% (1/1)	0% (0/1)

Salina USD 305

Total certificates: 15

Languages	Silver	Gold
French	4	
Spanish	11	

Percentage of:

English L2 speakers	English L1 speakers
73% (11/15)	26% (4/15)

Seaman USD 345

Total certificates: 3

Languages	Silver	Gold
Spanish	2	
Tagalog	1	

Percentage of:

English L2 speakers	English L1 speakers
100% (3/3)	0% (0/3)

Shawnee Heights USD 450

Total certificates: 1

Languages	Silver	Gold
Spanish	1	

Percentage of:

English L2 speakers	English L1 speakers
0% (0/1)	100% (1/1)

Shawnee Mission USD 512

Total certificates: 116

Languages	Silver	Gold
French	23	4
German	2	
Latin	1	4
Spanish	56	26

Percentage of:

English L2 speakers	English L1 speakers
23% (25/116)	78% (91/116)

Silver Lake USD 372

Total certificates: 1

Languages	Silver	Gold
Spanish	1	

Percentage of:

English L2 speakers	English L1 speakers
0% (0/1)	100% (1/1)

Smoky Valley USD 400

Total certificates: 2

Languages	Silver	Gold
Spanish	2	

Percentage of:

English L2 speakers	English L1 speakers
100% (2/2)	0% (0/2)

**Southeast of Saline USD
306**

Total certificates: 3

Languages	Silver	Gold
Spanish	3	

Percentage of:

English L2 speakers	English L1 speakers
33% (1/3)	66% (2/3)

Topeka USD 501

Total certificates: 5

Languages	Silver	Gold
Spanish	5	

Percentage of:

English L2 speakers	English L1 speakers
60% (3/5)	40% (2/5)

Ulysses USD 214

Total certificates: 10

Languages	Silver	Gold
Spanish	9	
Tagalog	1	

Percentage of:

English L2 speakers	English L1 speakers
80% (8/10)	20% (2/10)

**Washington County USD
108**

Total certificates: 2

Languages	Silver	Gold
Spanish	2	

Percentage of:

English L2 speakers	English L1 speakers
100% (2/2)	0% (0/2)

Wichita USD 259

Total certificates: 69

Languages	Silver	Gold
Arabic	1	
Chinese/Mandarin	1	
Spanish	56	6
Urdu	1	
Vietnamese	4	

Percentage of:

English L2 speakers	English L1 speakers
87% (60/69)	13% (9/69)

For help with the implementation of the Seal of Biliteracy in your district or support in increasing student participation and achievement, contact:

Dr. Regina Peszat
 World Languages Education Consultant
 Career, Standards and Assessment Services
 (785) 296-1891
rpezsat@ksde.org



KANSAS STATE BOARD OF EDUCATION

MISSION

To prepare Kansas students for lifelong success through rigorous, quality academic instruction, career training and character development according to each student's gifts and talents.

VISION

Kansas leads the world in the success of each student.

MOTTO

Kansans Can

SUCCESS DEFINED

A successful Kansas high school graduate has the

- Academic preparation,
- Cognitive preparation,
- Technical skills,
- Employability skills and
- Civic engagement

to be successful in postsecondary education, in the attainment of an industry recognized certification or in the workforce, without the need for remediation.

OUTCOMES

- Social-emotional growth measured locally
- Kindergarten readiness
- Individual Plan of Study focused on career interest
- High school graduation
- Postsecondary success

CHAIRMAN
DISTRICT 9

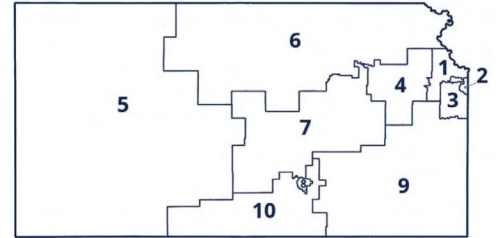


Jim Porter
jporter@ksde.org

VICE CHAIR
DISTRICT 1



Janet Waugh
jwaugh@ksde.org



DISTRICT 2



Melanie Haas
mhaas@ksde.org

DISTRICT 3



Michelle Dombrosky
mdombrosky@ksde.org

DISTRICT 4



Ann E. Mah
amah@ksde.org

DISTRICT 5



Jean Clifford
clifford@ksde.org

LEGISLATIVE LIAISON
DISTRICT 6



Dr. Deena Horst
dhorst@ksde.org

LEGISLATIVE LIAISON
DISTRICT 7



Ben Jones
bjones@ksde.org

DISTRICT 8



Betty Arnold
barnold@ksde.org

DISTRICT 10



Jim McNiece
jmcniece@ksde.org



KANSAS STATE DEPARTMENT OF EDUCATION

COMMISSIONER OF EDUCATION



Dr. Randy Watson

DEPUTY COMMISSIONER
Division of Fiscal and Administrative Services



Dr. S. Craig Neuenswander

DEPUTY COMMISSIONER
Division of Learning Services



Dr. Brad Neuenswander

900 S.W. Jackson Street, Suite 600
Topeka, Kansas 66612-1212

(785) 296-3203

www.ksde.org

April 27, 2021

For more information, contact:

Dr. Regina Peszat
World Languages
Education Consultant
Career, Standards and
Assessment Services
(785) 296-1891
rpezsat@ksde.org



Kansas State Department of Education
900 S.W. Jackson Street, Suite 102
Topeka, Kansas 66612-1212

www.ksde.org