


Pathways Feature

In the 2015-2016 iteration of KCCMS a new column has been added. It is found on the under the “Add/Modify/Map Courses” screen which is located under “the Local Course Mapping tab”. The new column is entitled “Used in Pathways?” Users may check this column to ascertain whether the course was included in an approved Pathways application for the current year.

Select All Courses (on this page) to Expire De-Select All Courses (on this page) to Expire



	Select to Expire	Local Subject Area	Local Identifier	Local KCC Identifier	Local Title/Descriptor	Local Effective Date	Local Expiration Date	Created On	Used in Pathways?	
Edit	<input type="checkbox"/>	Career & Technical Education B	000-CTG110	17002G0.502214GGF	Residential Carpentry 3 <i>This hands-on course instructs students in the knowledge and skills to repair common household</i>	7/1/2013	2/11/2017	8/19/2015 1:44:10 PM	Yes	Delete

Typically districts must place courses in a Pathways application before March 15th (ideally no later than February) **PRECEDING** the beginning of a school year. **After March 15th, once the Pathways application has been approved, the application and the courses included are essentially locked down.** After that point changes or possible course additions to the Pathways application will **have** to be accomplished through the Pathways Help Desk.

Pathways Help Desk

Career Clusters & Pathway Information

<http://www.ksde.org/Default.aspx?tabid=667>

(785) 296-4909 or (785) 296-2307

pathwayshelpdesk@ksde.org

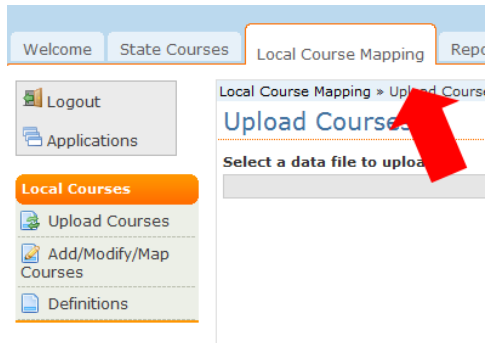
After the Pathways application has been closed users can not add courses to the application without the intervention of the **Pathways Helpdesk**. If the user adds a CTE course intended for a Pathway into KCCMS it will not automatically be included in the approve application. **Adding courses after March 15th and marking them with an X, L, F, or C in the College/Career field will result in those courses not being visible in the EDCS system where teachers are assigned to courses.**

Local College/Career:*

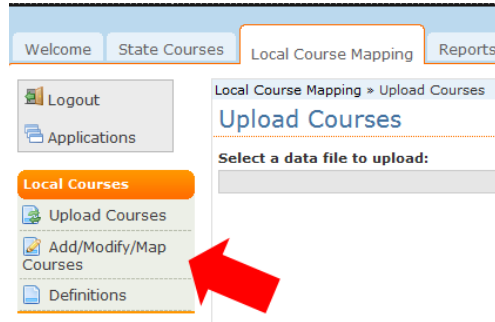
...	
Not dual credit (N)	
CTE credit NOT funded in an approved program/pathway (X)	✓
CTE course NOT part of an approved Program or Pathway (T)	
CTE credit NOT funded in an approved program/pathway and college credit (L)	✓
Dual credit (college/high school) (D)	
CTE credit funded in an approved program/pathway (F)	✓
CTE credit funded in an approved program/pathway and college credit (C)	✓
CTE dual credit course NOT part of an approved Program or Pathway (R)	

Users can check the status by clicking the

“Local Course Mapping” tab;



then clicking “Add/Modify/Map Courses”



The new “Used in Pathways” feature should appear on the right hand side of the screen in the resulting course listing.

Select All Courses (on this page) to Expire De-Select All Courses (on this page) to Expire

	Select to Expire	Local Subject Area	Local Identifier	Local KCC Identifier	Local Title/Descriptor	Local Effective Date	Local Expiration Date	Created On	Used in Pathways?	
	<input type="checkbox"/>	Career & Technical Education B	000-CTG110	17002G0.502214GGF	Residential Carpentry 3 <i>This hands-on course instructs students in the knowledge and skills to repair common household</i>	7/1/2013	2/11/2017	8/19/2015 1:44:10 PM	Yes	Delete

If this field indicates “Yes” then the course cannot be deleted and the only fields that may be edited are the “Local Course Title” field and the “Expiration Date” field (only IF the expiration date is *after* the current school year).

LOCAL COURSE DATA

Some fields may not be edited because this course has already been approved by CTE
Some fields may not be edited because this course has already been assigned to a teacher in the Educator Data Collection System (EDCS) in a previous school year. (Removing current school year educators in EDCS from this course will not allow you to make changes to this course). If this course is new to your district this year, you may edit it by un-assigning the course from educators in EDCS.

Local Subject Area: * Career & Technical Education B	Local Subject Area Code: * CT	Local Descriptor: * This hands-on course instructs students in the knowledge and skills to repair common household problems and plan and complete home improvement projects.
Local Course Title: * Residential Carpentry 3	Local Course Identifier: * 000-CTG110	
Local Course Level: * General (G)	Local Credits: * 0.50	
Local Sequence: * 2 of 2	Local Grade Level: * 9th Grade (14)	
Local Targeted Program: * General (G)	Local Delivery Type: * General (G)	
Local College/Career: * CTE credit funded in an approved program/pathway (F)		
Local Effective Date: * 07/01/2013	Local Expiration Date: 07/31/2015	

Expiration Date cannot be before 6/30/2016 because it has already been approved for a pathway for this year.

Also, the statement regarding being able to edit new courses in the current year does not apply to courses in an approved Pathway application:

LOCAL COURSE DATA

Some fields may not be edited because this course has already been approved by CTE
Some fields may not be edited because this course has already been assigned to a teacher in the Educator Data Collection System (EDCS) in a previous school year. (Removing current school year educators in EDCS from this course will not allow you to make changes to this course). If this course is new to your district this year, you may edit it by un-assigning the course from educators in EDCS.

Local Subject Area: * Local Subject Area Code: * Local Descriptor: *

The rule of thumb is simply that courses currently in an approved Pathway application may be not edited or deleted (other than the “Local Course Title” and a post school year expiration date). Users should contact the Pathways Help Desk for assistance if a Pathways course needs to be added or edited.