



900 S.W. Jackson Street, Suite 102
Topeka, Kansas 66612-1212
(785) 296-3201
www.ksde.org

June 16, 2020

Troy Damman, Superintendent
USD 101 Erie-Galesburg
PO Box 137
Erie, KS 66733-0137

FINAL AUDITED LEGAL MAX

Dear Mr. Damman,

For the 2019-20 school year, the legal general fund is **\$4,702,604** and the legal local option budget (LOB) is **\$1,465,735**. Under KSA 72-5131, the general fund budget is computed using preceding years' enrollment plus current year weightings multiplied times the BASE of \$4,436, plus virtual state aid. The LOB base general fund calculation starts with the total weighted enrollment, excluding special education, KAMS and virtual state aid. This total is multiplied by the LOB BASE of \$4,558, the higher of the 2008-2009 or current year special education state aid is added, and the sum is multiplied by the authorized district LOB percentage to obtain the maximum LOB budget.

Enclosed is a printout showing data used to compute the general fund and LOB: a) preceding years' enrollment; b) current year total WTD FTE and c) virtual state aid. This information is based upon audited enrollment. To view the complete data used to calculate the individual weightings, download the "FY 2020 Legal Max Final" from the school finance website: <https://www.ksde.org/Agency/Fiscal-and-Administrative-Services/School-Finance/Legal-Max-General-Fund-School-Finance-Studies>

The final legal maximum general fund is based upon actual Special Education state aid and Virtual Credits (20 and over) reported on the local effort. All special education state aid must be deposited in the general fund and transferred to the special education fund.

Under KSA 72-5148 (b) (3), the portion of the school district's state Foundation aid attributable to the transportation weighting shall not be in excess of 110% of the school district's total expenditures for regular route transportation from all funds for the immediately preceding school year. The current year general fund budget will be reduced by any amount in excess of the 110% cap. These expenditures are reflected on the "Overall Audit Summary" for the 2018-19 school year recently completed by KSDE.

Kansas leads the world in the success of each student.

In addition, school districts expending money in excess of the prior year legal maximum general fund budget are in violation of Kansas statute. After review of the local CPA audit for the prior year, the current year general fund budget will be reduced by any over expenditure.

If there are any discrepancies or questions regarding this letter, please contact School Finance as soon as possible.

Sincerely,

A handwritten signature in black ink, appearing to read 'Dale M. Dennis', with a long horizontal flourish extending to the right.

Dale M. Dennis, Deputy Commissioner
Division of Fiscal & Administrative Services

A handwritten signature in black ink, appearing to read 'Craig Neuenswander', with a horizontal line drawn underneath the signature.

Craig Neuenswander, Director
School Finance

cc: District Clerk
President of Board

Enclosure

June 16, 2020

FINAL AUDITED LEGAL MAX

USD 101 Erie-Galesburg

2019-20 Legal Maximum General Fund Budget

(General Fund computed using \$4,436 BASE)

<u>Col 1</u>	<u>Col 2</u>	<u>Col 3</u>	<u>Col 4</u>	<u>Col 5</u>		<u>Col 7</u>	<u>Col 8</u>	<u>Col 9</u>	<u>Col 11</u>
FTE Enroll (excl Preschool- Aged AR & virtual) 9/20/16 & 2/20/17	FTE Enroll (excl Preschool- Aged AR & virtual) 9/20/17 & 2/20/18	FTE Enroll (excl Preschool- Aged AR & virtual) 9/20/18 & 2/20/19	Adjusted Enrollment	Preschool-Aged At-Risk (9/20 plus 2/20)		Total Adj. Enrollment (incl Preschool-Aged At-Risk)	Low & High Enrollment WTD FTE	Bilingual (max Hrs or Hdct) WTD FTE	Career/ Tech Ed WTD FTE
506.0	514.5	491.5	514.5	4.0		518.5	212.6	1.5	8.0
<u>Col 14</u>	<u>Col 17</u>	<u>Col 19</u>	<u>Col 23</u>	<u>Col 24</u>	<u>Col 26</u>	<u>Col 28</u>	<u>Col 29</u>		<u>Col 34</u>
At-Risk (Free Lunch) WTD FTE	High Density At-Risk WTD FTE	School Facilities WTD FTE	Trans- portation WTD FTE	Ancillary WTD FTE	Cost of Living WTD FTE	Special Education WTD FTE	KAMS FTE	Total WTD FTE (incl SPED)	Virtual State Aid
93.9	8.5	0.0	68.5	0.0	0.0	148.6	0.0	1,060.1	0
<u>Col 36</u>	<u>Col 37</u>	<u>Col 38</u>	<u>Col 39</u>	<u>Col 40</u>	<u>Col 41</u>	<u>Col 42</u>	<u>Col 43</u>	<u>Col 44</u>	<u>Col 45</u>
Computed General Fund	Adopted General Fund	Legal Max General Fund (before reductions)	Prior Year Total Reductions	2019-20 Adj. Legal General Fund Budget	2019-20 LOB Base General Fund	2019-20 LOB Authorized Percent	Computed Local Option Budget	Adopted Local Option Budget	Legal Max LOB Budget
4,702,604	4,983,846	4,702,604	0	4,702,604	4,885,784	30.00%	1,465,735	1,529,829	1,465,735

Column Notes

- Col 4 - Higher of 1st preceding year, 2nd preceding year or 3-year average (if eligible).
- Col 7 - Column 4 plus current Preschool-Aged At Risk.
- Col 9 - Higher of Bilingual Contact Hours weighting or Bilingual Headcount weighting.
- Col 11 - Career/Tech Ed contact hours divided by 6 then multiplied times factor (0.5).
- Col 14 - Free Meals times Free Lunch Factor (0.484).
- Col 17 - Higher of USD level or School level high density at-risk.
- Col 23 - Higher of 2019-20 or 2016-17 transportation state aid converted to WTD FTE. (expires 6-30-2021)
- Col 34 - Virtual Full-Time = \$5,000; Virtual Part-Time = \$1,700; Virtual Credits (Max 6 credits) = \$709.
- Col 38 - Legal General Fund; Lesser of Column 36 or Column 37.
- Col 39 - Reductions may include the following: Prior year budget violation, prior year virtual credits or transportation adjustments.
- Col 40 - Adjusted Legal General Fund; Column 38 less Column 39
- Col 45 - Legal LOB: Lesser of Column 43 or Column 44.



900 S.W. Jackson Street, Suite 102
Topeka, Kansas 66612-1212
(785) 296-3201
www.ksde.org

June 16, 2020

Mike Waters, Superintendent
USD 102 Cimarron-Ensign
PO Box 489
Cimarron, KS 67835-0489

FINAL AUDITED LEGAL MAX

Dear Dr. Waters,

For the 2019-20 school year, the legal general fund is **\$5,372,007** and the legal local option budget (LOB) is **\$1,669,484**. Under KSA 72-5131, the general fund budget is computed using preceding years' enrollment plus current year weightings multiplied times the BASE of \$4,436, plus virtual state aid. The LOB base general fund calculation starts with the total weighted enrollment, excluding special education, KAMS and virtual state aid. This total is multiplied by the LOB BASE of \$4,558, the higher of the 2008-2009 or current year special education state aid is added, and the sum is multiplied by the authorized district LOB percentage to obtain the maximum LOB budget.

Enclosed is a printout showing data used to compute the general fund and LOB: a) preceding years' enrollment; b) current year total WTD FTE and c) virtual state aid. This information is based upon audited enrollment. To view the complete data used to calculate the individual weightings, download the "FY 2020 Legal Max Final" from the school finance website: <https://www.ksde.org/Agency/Fiscal-and-Administrative-Services/School-Finance/Legal-Max-General-Fund-School-Finance-Studies>

The final legal maximum general fund is based upon actual Special Education state aid and Virtual Credits (20 and over) reported on the local effort. All special education state aid must be deposited in the general fund and transferred to the special education fund.

Under KSA 72-5148 (b) (3), the portion of the school district's state Foundation aid attributable to the transportation weighting shall not be in excess of 110% of the school district's total expenditures for regular route transportation from all funds for the immediately preceding school year. The current year general fund budget will be reduced by any amount in excess of the 110% cap. These expenditures are reflected on the "Overall Audit Summary" for the 2018-19 school year recently completed by KSDE.

Kansas leads the world in the success of each student.

In addition, school districts expending money in excess of the prior year legal maximum general fund budget are in violation of Kansas statute. After review of the local CPA audit for the prior year, the current year general fund budget will be reduced by any over expenditure.

If there are any discrepancies or questions regarding this letter, please contact School Finance as soon as possible.

Sincerely,

A handwritten signature in black ink, appearing to read 'Dale M. Dennis', with a long horizontal flourish extending to the right.

Dale M. Dennis, Deputy Commissioner
Division of Fiscal & Administrative Services

A handwritten signature in black ink, appearing to read 'Craig Neuenswander', with a horizontal line drawn underneath the signature.

Craig Neuenswander, Director
School Finance

cc: District Clerk
President of Board

Enclosure

June 16, 2020

FINAL AUDITED LEGAL MAX

USD 102 Cimarron-Ensign

2019-20 Legal Maximum General Fund Budget

(General Fund computed using \$4,436 BASE)

<u>Col 1</u>	<u>Col 2</u>	<u>Col 3</u>	<u>Col 4</u>	<u>Col 5</u>		<u>Col 7</u>	<u>Col 8</u>	<u>Col 9</u>	<u>Col 11</u>
FTE Enroll (excl Preschool- Aged AR & virtual) 9/20/16 & 2/20/17	FTE Enroll (excl Preschool- Aged AR & virtual) 9/20/17 & 2/20/18	FTE Enroll (excl Preschool- Aged AR & virtual) 9/20/18 & 2/20/19	Adjusted Enrollment	Preschool-Aged At-Risk (9/20 plus 2/20)		Total Adj. Enrollment (incl Preschool-Aged At-Risk)	Low & High Enrollment WTD FTE	Bilingual (max Hrs or Hdct) WTD FTE	Career/ Tech Ed WTD FTE
640.5	638.2	659.1	659.1	7.5		666.6	239.7	49.5	13.4
<u>Col 14</u>	<u>Col 17</u>	<u>Col 19</u>	<u>Col 23</u>	<u>Col 24</u>	<u>Col 26</u>	<u>Col 28</u>	<u>Col 29</u>		<u>Col 34</u>
At-Risk (Free Lunch) WTD FTE	High Density At-Risk WTD FTE	School Facilities WTD FTE	Trans- portation WTD FTE	Ancillary WTD FTE	Cost of Living WTD FTE	Special Education WTD FTE	KAMS FTE	Total WTD FTE (incl SPED)	Virtual State Aid
98.7	0.0	0.0	34.9	0.0	0.0	108.8	0.0	1,211.6	0
<u>Col 36</u>	<u>Col 37</u>	<u>Col 38</u>	<u>Col 39</u>	<u>Col 40</u>	<u>Col 41</u>	<u>Col 42</u>	<u>Col 43</u>	<u>Col 44</u>	<u>Col 45</u>
Computed General Fund	Adopted General Fund	Legal Max General Fund (before reductions)	Prior Year Total Reductions	2019-20 Adj. Legal General Fund Budget	2019-20 LOB Base General Fund	2019-20 LOB Authorized Percent	Computed Local Option Budget	Adopted Local Option Budget	Legal Max LOB Budget
5,374,658	5,465,152	5,374,658	-2,651	5,372,007	5,564,945	30.00%	1,669,484	1,685,345	1,669,484

Column Notes

Col 4 - Higher of 1st preceding year, 2nd preceding year or 3-year average (if eligible).

Col 7 - Column 4 plus current Preschool-Aged At Risk.

Col 9 - Higher of Bilingual Contact Hours weighting or Bilingual Headcount weighting.

Col 11 - Career/Tech Ed contact hours divided by 6 then multiplied times factor (0.5).

Col 14 - Free Meals times Free Lunch Factor (0.484).

Col 17 - Higher of USD level or School level high density at-risk.

Col 23 - Higher of 2019-20 or 2016-17 transportation state aid converted to WTD FTE. (expires 6-30-2021)

Col 34 - Virtual Full-Time = \$5,000; Virtual Part-Time = \$1,700; Virtual Credits (Max 6 credits) = \$709.

Col 38 - Legal General Fund; Lesser of Column 36 or Column 37.

Col 39 - Reductions may include the following: Prior year budget violation, prior year virtual credits or transportation adjustments.

Col 40 - Adjusted Legal General Fund; Column 38 less Column 39

Col 45 - Legal LOB: Lesser of Column 43 or Column 44.



900 S.W. Jackson Street, Suite 102
Topeka, Kansas 66612-1212
(785) 296-3201
www.ksde.org

June 16, 2020

Steve Raymer, Superintendent
USD 103 Cheylin
Box 28
Bird City, KS 67731-0028

FINAL AUDITED LEGAL MAX

Dear Mr. Raymer,

For the 2019-20 school year, the legal general fund is **\$1,572,118** and the legal local option budget (LOB) is **\$504,080**. Under KSA 72-5131, the general fund budget is computed using preceding years' enrollment plus current year weightings multiplied times the BASE of \$4,436, plus virtual state aid. The LOB base general fund calculation starts with the total weighted enrollment, excluding special education, KAMS and virtual state aid. This total is multiplied by the LOB BASE of \$4,558, the higher of the 2008-2009 or current year special education state aid is added, and the sum is multiplied by the authorized district LOB percentage to obtain the maximum LOB budget.

Enclosed is a printout showing data used to compute the general fund and LOB: a) preceding years' enrollment; b) current year total WTD FTE and c) virtual state aid. This information is based upon audited enrollment. To view the complete data used to calculate the individual weightings, download the "FY 2020 Legal Max Final" from the school finance website: <https://www.ksde.org/Agency/Fiscal-and-Administrative-Services/School-Finance/Legal-Max-General-Fund-School-Finance-Studies>

The final legal maximum general fund is based upon actual Special Education state aid and Virtual Credits (20 and over) reported on the local effort. All special education state aid must be deposited in the general fund and transferred to the special education fund.

Under KSA 72-5148 (b) (3), the portion of the school district's state Foundation aid attributable to the transportation weighting shall not be in excess of 110% of the school district's total expenditures for regular route transportation from all funds for the immediately preceding school year. The current year general fund budget will be reduced by any amount in excess of the 110% cap. These expenditures are reflected on the "Overall Audit Summary" for the 2018-19 school year recently completed by KSDE.

Kansas leads the world in the success of each student.

In addition, school districts expending money in excess of the prior year legal maximum general fund budget are in violation of Kansas statute. After review of the local CPA audit for the prior year, the current year general fund budget will be reduced by any over expenditure.

If there are any discrepancies or questions regarding this letter, please contact School Finance as soon as possible.

Sincerely,



Dale M. Dennis, Deputy Commissioner
Division of Fiscal & Administrative Services



Craig Neuenswander, Director
School Finance

cc: District Clerk
President of Board

Enclosure

June 16, 2020

FINAL AUDITED LEGAL MAX

USD 103 Cheylin

2019-20 Legal Maximum General Fund Budget

(General Fund computed using \$4,436 BASE)

<u>Col 1</u>	<u>Col 2</u>	<u>Col 3</u>	<u>Col 4</u>	<u>Col 5</u>		<u>Col 7</u>	<u>Col 8</u>	<u>Col 9</u>	<u>Col 11</u>
FTE Enroll (excl Preschool- Aged AR & virtual) 9/20/16 & 2/20/17	FTE Enroll (excl Preschool- Aged AR & virtual) 9/20/17 & 2/20/18	FTE Enroll (excl Preschool- Aged AR & virtual) 9/20/18 & 2/20/19	Adjusted Enrollment	Preschool-Aged At-Risk (9/20 plus 2/20)		Total Adj. Enrollment (incl Preschool-Aged At-Risk)	Low & High Enrollment WTD FTE	Bilingual (max Hrs or Hdct) WTD FTE	Career/ Tech Ed WTD FTE
127.0	128.5	126.5	128.5	0.0		128.5	120.6	9.7	7.5
<u>Col 14</u>	<u>Col 17</u>	<u>Col 19</u>	<u>Col 23</u>	<u>Col 24</u>	<u>Col 26</u>	<u>Col 28</u>	<u>Col 29</u>		<u>Col 34</u>
At-Risk (Free Lunch) WTD FTE	High Density At-Risk WTD FTE	School Facilities WTD FTE	Trans- portation WTD FTE	Ancillary WTD FTE	Cost of Living WTD FTE	Special Education WTD FTE	KAMS FTE	Total WTD FTE (incl SPED)	Virtual State Aid
31.9	4.9	0.0	23.8	0.0	0.0	27.5	0.0	354.4	0
<u>Col 36</u>	<u>Col 37</u>	<u>Col 38</u>	<u>Col 39</u>	<u>Col 40</u>	<u>Col 41</u>	<u>Col 42</u>	<u>Col 43</u>	<u>Col 44</u>	<u>Col 45</u>
Computed General Fund	Adopted General Fund	Legal Max General Fund (before reductions)	Prior Year Total Reductions	2019-20 Adj. Legal General Fund Budget	2019-20 LOB Base General Fund	2019-20 LOB Authorized Percent	Computed Local Option Budget	Adopted Local Option Budget	Legal Max LOB Budget
1,572,118	1,670,154	1,572,118	0	1,572,118	1,680,265	30.00%	504,080	517,343	504,080

Column Notes

Col 4 - Higher of 1st preceding year, 2nd preceding year or 3-year average (if eligible).

Col 7 - Column 4 plus current Preschool-Aged At Risk.

Col 9 - Higher of Bilingual Contact Hours weighting or Bilingual Headcount weighting.

Col 11 - Career/Tech Ed contact hours divided by 6 then multiplied times factor (0.5).

Col 14 - Free Meals times Free Lunch Factor (0.484).

Col 17 - Higher of USD level or School level high density at-risk.

Col 23 - Higher of 2019-20 or 2016-17 transportation state aid converted to WTD FTE. (expires 6-30-2021)

Col 34 - Virtual Full-Time = \$5,000; Virtual Part-Time = \$1,700; Virtual Credits (Max 6 credits) = \$709.

Col 38 - Legal General Fund; Lesser of Column 36 or Column 37.

Col 39 - Reductions may include the following: Prior year budget violation, prior year virtual credits or transportation adjustments.

Col 40 - Adjusted Legal General Fund; Column 38 less Column 39

Col 45 - Legal LOB: Lesser of Column 43 or Column 44.



900 S.W. Jackson Street, Suite 102
Topeka, Kansas 66612-1212
(785) 296-3201
www.ksde.org

June 16, 2020

Wes Dreyer, Superintendent
USD 105 Rawlins County
205 North 4th Street Suite 1
Atwood, KS 67730-1708

FINAL AUDITED LEGAL MAX

Dear Mr. Dreyer,

For the 2019-20 school year, the legal general fund is **\$3,174,402** and the legal local option budget (LOB) is **\$980,140**. Under KSA 72-5131, the general fund budget is computed using preceding years' enrollment plus current year weightings multiplied times the BASE of \$4,436, plus virtual state aid. The LOB base general fund calculation starts with the total weighted enrollment, excluding special education, KAMS and virtual state aid. This total is multiplied by the LOB BASE of \$4,558, the higher of the 2008-2009 or current year special education state aid is added, and the sum is multiplied by the authorized district LOB percentage to obtain the maximum LOB budget.

Enclosed is a printout showing data used to compute the general fund and LOB: a) preceding years' enrollment; b) current year total WTD FTE and c) virtual state aid. This information is based upon audited enrollment. To view the complete data used to calculate the individual weightings, download the "FY 2020 Legal Max Final" from the school finance website: <https://www.ksde.org/Agency/Fiscal-and-Administrative-Services/School-Finance/Legal-Max-General-Fund-School-Finance-Studies>

The final legal maximum general fund is based upon actual Special Education state aid and Virtual Credits (20 and over) reported on the local effort. All special education state aid must be deposited in the general fund and transferred to the special education fund.

Under KSA 72-5148 (b) (3), the portion of the school district's state Foundation aid attributable to the transportation weighting shall not be in excess of 110% of the school district's total expenditures for regular route transportation from all funds for the immediately preceding school year. The current year general fund budget will be reduced by any amount in excess of the 110% cap. These expenditures are reflected on the "Overall Audit Summary" for the 2018-19 school year recently completed by KSDE.

Kansas leads the world in the success of each student.

In addition, school districts expending money in excess of the prior year legal maximum general fund budget are in violation of Kansas statute. After review of the local CPA audit for the prior year, the current year general fund budget will be reduced by any over expenditure.

If there are any discrepancies or questions regarding this letter, please contact School Finance as soon as possible.

Sincerely,

A handwritten signature in black ink, appearing to read 'Dale M. Dennis', with a stylized, flowing script.

Dale M. Dennis, Deputy Commissioner
Division of Fiscal & Administrative Services

A handwritten signature in black ink, appearing to read 'Craig Neuenswander', with a stylized, flowing script.

Craig Neuenswander, Director
School Finance

cc: District Clerk
President of Board

Enclosure

June 16, 2020

FINAL AUDITED LEGAL MAX

USD 105 Rawlins County

2019-20 Legal Maximum General Fund Budget

(General Fund computed using \$4,436 BASE)

<u>Col 1</u>	<u>Col 2</u>	<u>Col 3</u>	<u>Col 4</u>	<u>Col 5</u>		<u>Col 7</u>	<u>Col 8</u>	<u>Col 9</u>	<u>Col 11</u>
FTE Enroll (excl Preschool- Aged AR & virtual) 9/20/16 & 2/20/17	FTE Enroll (excl Preschool- Aged AR & virtual) 9/20/17 & 2/20/18	FTE Enroll (excl Preschool- Aged AR & virtual) 9/20/18 & 2/20/19	Adjusted Enrollment	Preschool-Aged At-Risk (9/20 plus 2/20)		Total Adj. Enrollment (incl Preschool-Aged At-Risk)	Low & High Enrollment WTD FTE	Bilingual (max Hrs or Hdct) WTD FTE	Career/ Tech Ed WTD FTE
335.0	329.5	353.9	353.9	0.0		353.9	164.9	4.8	12.0
<u>Col 14</u>	<u>Col 17</u>	<u>Col 19</u>	<u>Col 23</u>	<u>Col 24</u>	<u>Col 26</u>	<u>Col 28</u>	<u>Col 29</u>		<u>Col 34</u>
At-Risk (Free Lunch) WTD FTE	High Density At-Risk WTD FTE	School Facilities WTD FTE	Trans- portation WTD FTE	Ancillary WTD FTE	Cost of Living WTD FTE	Special Education WTD FTE	KAMS FTE	Total WTD FTE (incl SPED)	Virtual State Aid
62.0	1.6	0.0	44.4	0.0	0.0	72.0	0.0	715.6	0
<u>Col 36</u>	<u>Col 37</u>	<u>Col 38</u>	<u>Col 39</u>	<u>Col 40</u>	<u>Col 41</u>	<u>Col 42</u>	<u>Col 43</u>	<u>Col 44</u>	<u>Col 45</u>
Computed General Fund	Adopted General Fund	Legal Max General Fund (before reductions)	Prior Year Total Reductions	2019-20 Adj. Legal General Fund Budget	2019-20 LOB Base General Fund	2019-20 LOB Authorized Percent	Computed Local Option Budget	Adopted Local Option Budget	Legal Max LOB Budget
3,174,402	3,286,632	3,174,402	0	3,174,402	3,267,132	30.00%	980,140	1,010,633	980,140

Column Notes

Col 4 - Higher of 1st preceding year, 2nd preceding year or 3-year average (if eligible).

Col 7 - Column 4 plus current Preschool-Aged At Risk.

Col 9 - Higher of Bilingual Contact Hours weighting or Bilingual Headcount weighting.

Col 11 - Career/Tech Ed contact hours divided by 6 then multiplied times factor (0.5).

Col 14 - Free Meals times Free Lunch Factor (0.484).

Col 17 - Higher of USD level or School level high density at-risk.

Col 23 - Higher of 2019-20 or 2016-17 transportation state aid converted to WTD FTE. (expires 6-30-2021)

Col 34 - Virtual Full-Time = \$5,000; Virtual Part-Time = \$1,700; Virtual Credits (Max 6 credits) = \$709.

Col 38 - Legal General Fund; Lesser of Column 36 or Column 37.

Col 39 - Reductions may include the following: Prior year budget violation, prior year virtual credits or transportation adjustments.

Col 40 - Adjusted Legal General Fund; Column 38 less Column 39

Col 45 - Legal LOB: Lesser of Column 43 or Column 44.



900 S.W. Jackson Street, Suite 102
Topeka, Kansas 66612-1212
(785) 296-3201
www.ksde.org

June 16, 2020

Jeff Jones, Superintendent
USD 106 Western Plains
100 School St.
Ransom, KS 67572

FINAL AUDITED LEGAL MAX

Dear Mr. Jones,

For the 2019-20 school year, the legal general fund is **\$1,289,101** and the legal local option budget (LOB) is **\$474,862**. Under KSA 72-5131, the general fund budget is computed using preceding years' enrollment plus current year weightings multiplied times the BASE of \$4,436, plus virtual state aid. The LOB base general fund calculation starts with the total weighted enrollment, excluding special education, KAMS and virtual state aid. This total is multiplied by the LOB BASE of \$4,558, the higher of the 2008-2009 or current year special education state aid is added, and the sum is multiplied by the authorized district LOB percentage to obtain the maximum LOB budget.

Enclosed is a printout showing data used to compute the general fund and LOB: a) preceding years' enrollment; b) current year total WTD FTE and c) virtual state aid. This information is based upon audited enrollment. To view the complete data used to calculate the individual weightings, download the "FY 2020 Legal Max Final" from the school finance website: <https://www.ksde.org/Agency/Fiscal-and-Administrative-Services/School-Finance/Legal-Max-General-Fund-School-Finance-Studies>

The final legal maximum general fund is based upon actual Special Education state aid and Virtual Credits (20 and over) reported on the local effort. All special education state aid must be deposited in the general fund and transferred to the special education fund.

Under KSA 72-5148 (b) (3), the portion of the school district's state Foundation aid attributable to the transportation weighting shall not be in excess of 110% of the school district's total expenditures for regular route transportation from all funds for the immediately preceding school year. The current year general fund budget will be reduced by any amount in excess of the 110% cap. These expenditures are reflected on the "Overall Audit Summary" for the 2018-19 school year recently completed by KSDE.

Kansas leads the world in the success of each student.

In addition, school districts expending money in excess of the prior year legal maximum general fund budget are in violation of Kansas statute. After review of the local CPA audit for the prior year, the current year general fund budget will be reduced by any over expenditure.

If there are any discrepancies or questions regarding this letter, please contact School Finance as soon as possible.

Sincerely,



Dale M. Dennis, Deputy Commissioner
Division of Fiscal & Administrative Services



Craig Neuenswander, Director
School Finance

cc: District Clerk
President of Board

Enclosure

June 16, 2020

FINAL AUDITED LEGAL MAX

USD 106 Western Plains

2019-20 Legal Maximum General Fund Budget

(General Fund computed using \$4,436 BASE)

<u>Col 1</u>	<u>Col 2</u>	<u>Col 3</u>	<u>Col 4</u>	<u>Col 5</u>		<u>Col 7</u>	<u>Col 8</u>	<u>Col 9</u>	<u>Col 11</u>
FTE Enroll (excl Preschool- Aged AR & virtual) 9/20/16 & 2/20/17	FTE Enroll (excl Preschool- Aged AR & virtual) 9/20/17 & 2/20/18	FTE Enroll (excl Preschool- Aged AR & virtual) 9/20/18 & 2/20/19	Adjusted Enrollment	Preschool-Aged At-Risk (9/20 plus 2/20)		Total Adj. Enrollment (incl Preschool-Aged At-Risk)	Low & High Enrollment WTD FTE	Bilingual (max Hrs or Hdct) WTD FTE	Career/ Tech Ed WTD FTE
105.8	94.5	99.5	99.5	1.5		101.0	102.2	7.8	9.8
<u>Col 14</u>	<u>Col 17</u>	<u>Col 19</u>	<u>Col 23</u>	<u>Col 24</u>	<u>Col 26</u>	<u>Col 28</u>	<u>Col 29</u>		<u>Col 34</u>
At-Risk (Free Lunch) WTD FTE	High Density At-Risk WTD FTE	School Facilities WTD FTE	Trans- portation WTD FTE	Ancillary WTD FTE	Cost of Living WTD FTE	Special Education WTD FTE	KAMS FTE	Total WTD FTE (incl SPED)	Virtual State Aid
32.4	7.0	0.0	22.3	0.0	0.0	16.4	0.0	298.9	0
<u>Col 36</u>	<u>Col 37</u>	<u>Col 38</u>	<u>Col 39</u>	<u>Col 40</u>	<u>Col 41</u>	<u>Col 42</u>	<u>Col 43</u>	<u>Col 44</u>	<u>Col 45</u>
Computed General Fund	Adopted General Fund	Legal Max General Fund (before reductions)	Prior Year Total Reductions	2019-20 Adj. Legal General Fund Budget	2019-20 LOB Base General Fund	2019-20 LOB Authorized Percent	Computed Local Option Budget	Adopted Local Option Budget	Legal Max LOB Budget
1,325,920	1,371,611	1,325,920	-36,819	1,289,101	1,438,977	33.00%	474,862	480,879	474,862

Column Notes

Col 4 - Higher of 1st preceding year, 2nd preceding year or 3-year average (if eligible).

Col 7 - Column 4 plus current Preschool-Aged At Risk.

Col 9 - Higher of Bilingual Contact Hours weighting or Bilingual Headcount weighting.

Col 11 - Career/Tech Ed contact hours divided by 6 then multiplied times factor (0.5).

Col 14 - Free Meals times Free Lunch Factor (0.484).

Col 17 - Higher of USD level or School level high density at-risk.

Col 23 - Higher of 2019-20 or 2016-17 transportation state aid converted to WTD FTE. (expires 6-30-2021)

Col 34 - Virtual Full-Time = \$5,000; Virtual Part-Time = \$1,700; Virtual Credits (Max 6 credits) = \$709.

Col 38 - Legal General Fund; Lesser of Column 36 or Column 37.

Col 39 - Reductions may include the following: Prior year budget violation, prior year virtual credits or transportation adjustments.

Col 40 - Adjusted Legal General Fund; Column 38 less Column 39

Col 45 - Legal LOB: Lesser of Column 43 or Column 44.



900 S.W. Jackson Street, Suite 102
Topeka, Kansas 66612-1212
(785) 296-3201
www.ksde.org

June 16, 2020

Kari Kephart, Superintendent
USD 107 Rock Hills
109 E Main Street
Mankato, KS 66956

FINAL AUDITED LEGAL MAX

Dear Dr. Kephart,

For the 2019-20 school year, the legal general fund is **\$3,029,465** and the legal local option budget (LOB) is **\$850,000**. Under KSA 72-5131, the general fund budget is computed using preceding years' enrollment plus current year weightings multiplied times the BASE of \$4,436, plus virtual state aid. The LOB base general fund calculation starts with the total weighted enrollment, excluding special education, KAMS and virtual state aid. This total is multiplied by the LOB BASE of \$4,558, the higher of the 2008-2009 or current year special education state aid is added, and the sum is multiplied by the authorized district LOB percentage to obtain the maximum LOB budget.

Enclosed is a printout showing data used to compute the general fund and LOB: a) preceding years' enrollment; b) current year total WTD FTE and c) virtual state aid. This information is based upon audited enrollment. To view the complete data used to calculate the individual weightings, download the "FY 2020 Legal Max Final" from the school finance website: <https://www.ksde.org/Agency/Fiscal-and-Administrative-Services/School-Finance/Legal-Max-General-Fund-School-Finance-Studies>

The final legal maximum general fund is based upon actual Special Education state aid and Virtual Credits (20 and over) reported on the local effort. All special education state aid must be deposited in the general fund and transferred to the special education fund.

Under KSA 72-5148 (b) (3), the portion of the school district's state Foundation aid attributable to the transportation weighting shall not be in excess of 110% of the school district's total expenditures for regular route transportation from all funds for the immediately preceding school year. The current year general fund budget will be reduced by any amount in excess of the 110% cap. These expenditures are reflected on the "Overall Audit Summary" for the 2018-19 school year recently completed by KSDE.

Kansas leads the world in the success of each student.

In addition, school districts expending money in excess of the prior year legal maximum general fund budget are in violation of Kansas statute. After review of the local CPA audit for the prior year, the current year general fund budget will be reduced by any over expenditure.

If there are any discrepancies or questions regarding this letter, please contact School Finance as soon as possible.

Sincerely,

A handwritten signature in black ink, appearing to read 'Dale M. Dennis', with a long horizontal flourish extending to the right.

Dale M. Dennis, Deputy Commissioner
Division of Fiscal & Administrative Services

A handwritten signature in black ink, appearing to read 'Craig Neuenswander', with a horizontal line drawn underneath.

Craig Neuenswander, Director
School Finance

cc: District Clerk
President of Board

Enclosure

June 16, 2020

FINAL AUDITED LEGAL MAX

USD 107 Rock Hills

2019-20 Legal Maximum General Fund Budget

(General Fund computed using \$4,436 BASE)

<u>Col 1</u>	<u>Col 2</u>	<u>Col 3</u>	<u>Col 4</u>	<u>Col 5</u>		<u>Col 7</u>	<u>Col 8</u>	<u>Col 9</u>	<u>Col 11</u>
FTE Enroll (excl Preschool- Aged AR & virtual) 9/20/16 & 2/20/17	FTE Enroll (excl Preschool- Aged AR & virtual) 9/20/17 & 2/20/18	FTE Enroll (excl Preschool- Aged AR & virtual) 9/20/18 & 2/20/19	Adjusted Enrollment	Preschool-Aged At-Risk (9/20 plus 2/20)		Total Adj. Enrollment (incl Preschool-Aged At-Risk)	Low & High Enrollment WTD FTE	Bilingual (max Hrs or Hdct) WTD FTE	Career/ Tech Ed WTD FTE
295.0	302.5	293.5	302.5	4.0		306.5	147.7	0.0	7.4
<u>Col 14</u>	<u>Col 17</u>	<u>Col 19</u>	<u>Col 23</u>	<u>Col 24</u>	<u>Col 26</u>	<u>Col 28</u>	<u>Col 29</u>		<u>Col 34</u>
At-Risk (Free Lunch) WTD FTE	High Density At-Risk WTD FTE	School Facilities WTD FTE	Trans- portation WTD FTE	Ancillary WTD FTE	Cost of Living WTD FTE	Special Education WTD FTE	KAMS FTE	Total WTD FTE (incl SPED)	Virtual State Aid
72.6	11.6	0.0	51.4	0.0	0.0	84.6	0.0	681.8	5,000
<u>Col 36</u>	<u>Col 37</u>	<u>Col 38</u>	<u>Col 39</u>	<u>Col 40</u>	<u>Col 41</u>	<u>Col 42</u>	<u>Col 43</u>	<u>Col 44</u>	<u>Col 45</u>
Computed General Fund	Adopted General Fund	Legal Max General Fund (before reductions)	Prior Year Total Reductions	2019-20 Adj. Legal General Fund Budget	2019-20 LOB Base General Fund	2019-20 LOB Authorized Percent	Computed Local Option Budget	Adopted Local Option Budget	Legal Max LOB Budget
3,029,465	3,084,351	3,029,465	0	3,029,465	3,097,102	30.00%	929,131	850,000	850,000

Column Notes

- Col 4 - Higher of 1st preceding year, 2nd preceding year or 3-year average (if eligible).
Col 7 - Column 4 plus current Preschool-Aged At Risk.
Col 9 - Higher of Bilingual Contact Hours weighting or Bilingual Headcount weighting.
Col 11 - Career/Tech Ed contact hours divided by 6 then multiplied times factor (0.5).
Col 14 - Free Meals times Free Lunch Factor (0.484).
Col 17 - Higher of USD level or School level high density at-risk.
Col 23 - Higher of 2019-20 or 2016-17 transportation state aid converted to WTD FTE. (expires 6-30-2021)
Col 34 - Virtual Full-Time = \$5,000; Virtual Part-Time = \$1,700; Virtual Credits (Max 6 credits) = \$709.
Col 38 - Legal General Fund; Lesser of Column 36 or Column 37.
Col 39 - Reductions may include the following: Prior year budget violation, prior year virtual credits or transportation adjustments.
Col 40 - Adjusted Legal General Fund; Column 38 less Column 39
Col 45 - Legal LOB: Lesser of Column 43 or Column 44.



900 S.W. Jackson Street, Suite 102
Topeka, Kansas 66612-1212
(785) 296-3201
www.ksde.org

June 16, 2020

Denise O'Dea, Superintendent
USD 108 Washington Co. Schools
P.O. Box 275
Washington, KS 66968

FINAL AUDITED LEGAL MAX

Dear Ms. O'Dea,

For the 2019-20 school year, the legal general fund is **\$3,027,131** and the legal local option budget (LOB) is **\$981,521**. Under KSA 72-5131, the general fund budget is computed using preceding years' enrollment plus current year weightings multiplied times the BASE of \$4,436, plus virtual state aid. The LOB base general fund calculation starts with the total weighted enrollment, excluding special education, KAMS and virtual state aid. This total is multiplied by the LOB BASE of \$4,558, the higher of the 2008-2009 or current year special education state aid is added, and the sum is multiplied by the authorized district LOB percentage to obtain the maximum LOB budget.

Enclosed is a printout showing data used to compute the general fund and LOB: a) preceding years' enrollment; b) current year total WTD FTE and c) virtual state aid. This information is based upon audited enrollment. To view the complete data used to calculate the individual weightings, download the "FY 2020 Legal Max Final" from the school finance website: <https://www.ksde.org/Agency/Fiscal-and-Administrative-Services/School-Finance/Legal-Max-General-Fund-School-Finance-Studies>

The final legal maximum general fund is based upon actual Special Education state aid and Virtual Credits (20 and over) reported on the local effort. All special education state aid must be deposited in the general fund and transferred to the special education fund.

Under KSA 72-5148 (b) (3), the portion of the school district's state Foundation aid attributable to the transportation weighting shall not be in excess of 110% of the school district's total expenditures for regular route transportation from all funds for the immediately preceding school year. The current year general fund budget will be reduced by any amount in excess of the 110% cap. These expenditures are reflected on the "Overall Audit Summary" for the 2018-19 school year recently completed by KSDE.

Kansas leads the world in the success of each student.

In addition, school districts expending money in excess of the prior year legal maximum general fund budget are in violation of Kansas statute. After review of the local CPA audit for the prior year, the current year general fund budget will be reduced by any over expenditure.

If there are any discrepancies or questions regarding this letter, please contact School Finance as soon as possible.

Sincerely,

A handwritten signature in black ink, appearing to read 'Dale M. Dennis', with a long horizontal flourish extending to the right.

Dale M. Dennis, Deputy Commissioner
Division of Fiscal & Administrative Services

A handwritten signature in black ink, appearing to read 'Craig Neuenswander', with a horizontal line drawn underneath.

Craig Neuenswander, Director
School Finance

cc: District Clerk
President of Board

Enclosure

June 16, 2020

FINAL AUDITED LEGAL MAX

USD 108 Washington Co. Schools
2019-20 Legal Maximum General Fund Budget
(General Fund computed using \$4,436 BASE)

<u>Col 1</u>	<u>Col 2</u>	<u>Col 3</u>	<u>Col 4</u>	<u>Col 5</u>		<u>Col 7</u>	<u>Col 8</u>	<u>Col 9</u>	<u>Col 11</u>
FTE Enroll (excl Preschool- Aged AR & virtual) 9/20/16 & 2/20/17	FTE Enroll (excl Preschool- Aged AR & virtual) 9/20/17 & 2/20/18	FTE Enroll (excl Preschool- Aged AR & virtual) 9/20/18 & 2/20/19	Adjusted Enrollment	Preschool-Aged At-Risk (9/20 plus 2/20)		Total Adj. Enrollment (incl Preschool-Aged At-Risk)	Low & High Enrollment WTD FTE	Bilingual (max Hrs or Hdct) WTD FTE	Career/ Tech Ed WTD FTE
334.5	329.2	327.3	329.2	0.0		329.2	156.1	3.1	11.1
<u>Col 14</u>	<u>Col 17</u>	<u>Col 19</u>	<u>Col 23</u>	<u>Col 24</u>	<u>Col 26</u>	<u>Col 28</u>	<u>Col 29</u>		<u>Col 34</u>
At-Risk (Free Lunch) WTD FTE	High Density At-Risk WTD FTE	School Facilities WTD FTE	Trans- portation WTD FTE	Ancillary WTD FTE	Cost of Living WTD FTE	Special Education WTD FTE	KAMS FTE	Total WTD FTE (incl SPED)	Virtual State Aid
66.8	4.8	0.0	47.1	0.0	0.0	70.1	0.0	688.3	0
<u>Col 36</u>	<u>Col 37</u>	<u>Col 38</u>	<u>Col 39</u>	<u>Col 40</u>	<u>Col 41</u>	<u>Col 42</u>	<u>Col 43</u>	<u>Col 44</u>	<u>Col 45</u>
Computed General Fund	Adopted General Fund	Legal Max General Fund (before reductions)	Prior Year Total Reductions	2019-20 Adj. Legal General Fund Budget	2019-20 LOB Base General Fund	2019-20 LOB Authorized Percent	Computed Local Option Budget	Adopted Local Option Budget	Legal Max LOB Budget
3,053,299	3,149,116	3,053,299	-26,168	3,027,131	3,366,087	30.00%	1,009,826	981,521	981,521

Column Notes

Col 4 - Higher of 1st preceding year, 2nd preceding year or 3-year average (if eligible).
Col 7 - Column 4 plus current Preschool-Aged At Risk.
Col 9 - Higher of Bilingual Contact Hours weighting or Bilingual Headcount weighting.
Col 11 - Career/Tech Ed contact hours divided by 6 then multiplied times factor (0.5).
Col 14 - Free Meals times Free Lunch Factor (0.484).
Col 17 - Higher of USD level or School level high density at-risk.
Col 23 - Higher of 2019-20 or 2016-17 transportation state aid converted to WTD FTE. (expires 6-30-2021)
Col 34 - Virtual Full-Time = \$5,000; Virtual Part-Time = \$1,700; Virtual Credits (Max 6 credits) = \$709.
Col 38 - Legal General Fund; Lesser of Column 36 or Column 37.
Col 39 - Reductions may include the following: Prior year budget violation, prior year virtual credits or transportation adjustments.
Col 40 - Adjusted Legal General Fund; Column 38 less Column 39
Col 45 - Legal LOB: Lesser of Column 43 or Column 44.



900 S.W. Jackson Street, Suite 102
Topeka, Kansas 66612-1212
(785) 296-3201
www.ksde.org

June 16, 2020

Michael Couch, Superintendent
USD 109 Republic County
P.O. Box 469
Belleville, KS 66935-0469

FINAL AUDITED LEGAL MAX

Dear Mr. Couch,

For the 2019-20 school year, the legal general fund is **\$4,408,948** and the legal local option budget (LOB) is **\$1,395,684**. Under KSA 72-5131, the general fund budget is computed using preceding years' enrollment plus current year weightings multiplied times the BASE of \$4,436, plus virtual state aid. The LOB base general fund calculation starts with the total weighted enrollment, excluding special education, KAMS and virtual state aid. This total is multiplied by the LOB BASE of \$4,558, the higher of the 2008-2009 or current year special education state aid is added, and the sum is multiplied by the authorized district LOB percentage to obtain the maximum LOB budget.

Enclosed is a printout showing data used to compute the general fund and LOB: a) preceding years' enrollment; b) current year total WTD FTE and c) virtual state aid. This information is based upon audited enrollment. To view the complete data used to calculate the individual weightings, download the "FY 2020 Legal Max Final" from the school finance website: <https://www.ksde.org/Agency/Fiscal-and-Administrative-Services/School-Finance/Legal-Max-General-Fund-School-Finance-Studies>

The final legal maximum general fund is based upon actual Special Education state aid and Virtual Credits (20 and over) reported on the local effort. All special education state aid must be deposited in the general fund and transferred to the special education fund.

Under KSA 72-5148 (b) (3), the portion of the school district's state Foundation aid attributable to the transportation weighting shall not be in excess of 110% of the school district's total expenditures for regular route transportation from all funds for the immediately preceding school year. The current year general fund budget will be reduced by any amount in excess of the 110% cap. These expenditures are reflected on the "Overall Audit Summary" for the 2018-19 school year recently completed by KSDE.

Kansas leads the world in the success of each student.

In addition, school districts expending money in excess of the prior year legal maximum general fund budget are in violation of Kansas statute. After review of the local CPA audit for the prior year, the current year general fund budget will be reduced by any over expenditure.

If there are any discrepancies or questions regarding this letter, please contact School Finance as soon as possible.

Sincerely,

A handwritten signature in black ink, appearing to read 'Dale M. Dennis', with a stylized, flowing script.

Dale M. Dennis, Deputy Commissioner
Division of Fiscal & Administrative Services

A handwritten signature in black ink, appearing to read 'Craig Neuenswander', with a stylized, flowing script.

Craig Neuenswander, Director
School Finance

cc: District Clerk
President of Board

Enclosure

June 16, 2020

FINAL AUDITED LEGAL MAX

USD 109 Republic County

2019-20 Legal Maximum General Fund Budget

(General Fund computed using \$4,436 BASE)

<u>Col 1</u>	<u>Col 2</u>	<u>Col 3</u>	<u>Col 4</u>	<u>Col 5</u>		<u>Col 7</u>	<u>Col 8</u>	<u>Col 9</u>	<u>Col 11</u>
FTE Enroll (excl Preschool- Aged AR & virtual) 9/20/16 & 2/20/17	FTE Enroll (excl Preschool- Aged AR & virtual) 9/20/17 & 2/20/18	FTE Enroll (excl Preschool- Aged AR & virtual) 9/20/18 & 2/20/19	Adjusted Enrollment	Preschool-Aged At-Risk (9/20 plus 2/20)		Total Adj. Enrollment (incl Preschool-Aged At-Risk)	Low & High Enrollment WTD FTE	Bilingual (max Hrs or Hdct) WTD FTE	Career/ Tech Ed WTD FTE
507.6	511.0	515.4	515.4	2.5		517.9	212.4	0.6	8.9
<u>Col 14</u>	<u>Col 17</u>	<u>Col 19</u>	<u>Col 23</u>	<u>Col 24</u>	<u>Col 26</u>	<u>Col 28</u>	<u>Col 29</u>		<u>Col 34</u>
At-Risk (Free Lunch) WTD FTE	High Density At-Risk WTD FTE	School Facilities WTD FTE	Trans- portation WTD FTE	Ancillary WTD FTE	Cost of Living WTD FTE	Special Education WTD FTE	KAMS FTE	Total WTD FTE (incl SPED)	Virtual State Aid
87.1	2.1	0.0	56.7	0.0	0.0	109.8	0.0	995.5	0
<u>Col 36</u>	<u>Col 37</u>	<u>Col 38</u>	<u>Col 39</u>	<u>Col 40</u>	<u>Col 41</u>	<u>Col 42</u>	<u>Col 43</u>	<u>Col 44</u>	<u>Col 45</u>
Computed General Fund	Adopted General Fund	Legal Max General Fund (before reductions)	Prior Year Total Reductions	2019-20 Adj. Legal General Fund Budget	2019-20 LOB Base General Fund	2019-20 LOB Authorized Percent	Computed Local Option Budget	Adopted Local Option Budget	Legal Max LOB Budget
4,416,038	4,549,284	4,416,038	-7,090	4,408,948	4,652,281	30.00%	1,395,684	1,417,152	1,395,684

Column Notes

Col 4 - Higher of 1st preceding year, 2nd preceding year or 3-year average (if eligible).

Col 7 - Column 4 plus current Preschool-Aged At Risk.

Col 9 - Higher of Bilingual Contact Hours weighting or Bilingual Headcount weighting.

Col 11 - Career/Tech Ed contact hours divided by 6 then multiplied times factor (0.5).

Col 14 - Free Meals times Free Lunch Factor (0.484).

Col 17 - Higher of USD level or School level high density at-risk.

Col 23 - Higher of 2019-20 or 2016-17 transportation state aid converted to WTD FTE. (expires 6-30-2021)

Col 34 - Virtual Full-Time = \$5,000; Virtual Part-Time = \$1,700; Virtual Credits (Max 6 credits) = \$709.

Col 38 - Legal General Fund; Lesser of Column 36 or Column 37.

Col 39 - Reductions may include the following: Prior year budget violation, prior year virtual credits or transportation adjustments.

Col 40 - Adjusted Legal General Fund; Column 38 less Column 39

Col 45 - Legal LOB: Lesser of Column 43 or Column 44.



900 S.W. Jackson Street, Suite 102
Topeka, Kansas 66612-1212
(785) 296-3201
www.ksde.org

June 16, 2020

Jeff Yoxall, Superintendent
USD 110 Thunder Ridge Schools
PO Box 188
Kensington, KS 66951-0188

FINAL AUDITED LEGAL MAX

Dear Mr. Yoxall,

For the 2019-20 school year, the legal general fund is **\$2,220,218** and the legal local option budget (LOB) is **\$710,860**. Under KSA 72-5131, the general fund budget is computed using preceding years' enrollment plus current year weightings multiplied times the BASE of \$4,436, plus virtual state aid. The LOB base general fund calculation starts with the total weighted enrollment, excluding special education, KAMS and virtual state aid. This total is multiplied by the LOB BASE of \$4,558, the higher of the 2008-2009 or current year special education state aid is added, and the sum is multiplied by the authorized district LOB percentage to obtain the maximum LOB budget.

Enclosed is a printout showing data used to compute the general fund and LOB: a) preceding years' enrollment; b) current year total WTD FTE and c) virtual state aid. This information is based upon audited enrollment. To view the complete data used to calculate the individual weightings, download the "FY 2020 Legal Max Final" from the school finance website: <https://www.ksde.org/Agency/Fiscal-and-Administrative-Services/School-Finance/Legal-Max-General-Fund-School-Finance-Studies>

The final legal maximum general fund is based upon actual Special Education state aid and Virtual Credits (20 and over) reported on the local effort. All special education state aid must be deposited in the general fund and transferred to the special education fund.

Under KSA 72-5148 (b) (3), the portion of the school district's state Foundation aid attributable to the transportation weighting shall not be in excess of 110% of the school district's total expenditures for regular route transportation from all funds for the immediately preceding school year. The current year general fund budget will be reduced by any amount in excess of the 110% cap. These expenditures are reflected on the "Overall Audit Summary" for the 2018-19 school year recently completed by KSDE.

Kansas leads the world in the success of each student.

In addition, school districts expending money in excess of the prior year legal maximum general fund budget are in violation of Kansas statute. After review of the local CPA audit for the prior year, the current year general fund budget will be reduced by any over expenditure.

If there are any discrepancies or questions regarding this letter, please contact School Finance as soon as possible.

Sincerely,



Dale M. Dennis, Deputy Commissioner
Division of Fiscal & Administrative Services



Craig Neuenswander, Director
School Finance

cc: District Clerk
President of Board

Enclosure

June 16, 2020

FINAL AUDITED LEGAL MAX

USD 110 Thunder Ridge Schools

2019-20 Legal Maximum General Fund Budget

(General Fund computed using \$4,436 BASE)

<u>Col 1</u>	<u>Col 2</u>	<u>Col 3</u>	<u>Col 4</u>	<u>Col 5</u>		<u>Col 7</u>	<u>Col 8</u>	<u>Col 9</u>	<u>Col 11</u>
FTE Enroll (excl Preschool- Aged AR & virtual) 9/20/16 & 2/20/17	FTE Enroll (excl Preschool- Aged AR & virtual) 9/20/17 & 2/20/18	FTE Enroll (excl Preschool- Aged AR & virtual) 9/20/18 & 2/20/19	Adjusted Enrollment	Preschool-Aged At-Risk (9/20 plus 2/20)		Total Adj. Enrollment (incl Preschool-Aged At-Risk)	Low & High Enrollment WTD FTE	Bilingual (max Hrs or Hdct) WTD FTE	Career/ Tech Ed WTD FTE
209.5	197.5	196.0	197.5	1.0		198.5	149.5	0.0	4.4
<u>Col 14</u>	<u>Col 17</u>	<u>Col 19</u>	<u>Col 23</u>	<u>Col 24</u>	<u>Col 26</u>	<u>Col 28</u>	<u>Col 29</u>		<u>Col 34</u>
At-Risk (Free Lunch) WTD FTE	High Density At-Risk WTD FTE	School Facilities WTD FTE	Trans- portation WTD FTE	Ancillary WTD FTE	Cost of Living WTD FTE	Special Education WTD FTE	KAMS FTE	Total WTD FTE (incl SPED)	Virtual State Aid
40.2	5.7	0.0	48.3	0.0	0.0	53.9	0.0	500.5	0
<u>Col 36</u>	<u>Col 37</u>	<u>Col 38</u>	<u>Col 39</u>	<u>Col 40</u>	<u>Col 41</u>	<u>Col 42</u>	<u>Col 43</u>	<u>Col 44</u>	<u>Col 45</u>
Computed General Fund	Adopted General Fund	Legal Max General Fund (before reductions)	Prior Year Total Reductions	2019-20 Adj. Legal General Fund Budget	2019-20 LOB Base General Fund	2019-20 LOB Authorized Percent	Computed Local Option Budget	Adopted Local Option Budget	Legal Max LOB Budget
2,220,218	2,351,967	2,220,218	0	2,220,218	2,369,534	30.00%	710,860	738,892	710,860

Column Notes

Col 4 - Higher of 1st preceding year, 2nd preceding year or 3-year average (if eligible).

Col 7 - Column 4 plus current Preschool-Aged At Risk.

Col 9 - Higher of Bilingual Contact Hours weighting or Bilingual Headcount weighting.

Col 11 - Career/Tech Ed contact hours divided by 6 then multiplied times factor (0.5).

Col 14 - Free Meals times Free Lunch Factor (0.484).

Col 17 - Higher of USD level or School level high density at-risk.

Col 23 - Higher of 2019-20 or 2016-17 transportation state aid converted to WTD FTE. (expires 6-30-2021)

Col 34 - Virtual Full-Time = \$5,000; Virtual Part-Time = \$1,700; Virtual Credits (Max 6 credits) = \$709.

Col 38 - Legal General Fund; Lesser of Column 36 or Column 37.

Col 39 - Reductions may include the following: Prior year budget violation, prior year virtual credits or transportation adjustments.

Col 40 - Adjusted Legal General Fund; Column 38 less Column 39

Col 45 - Legal LOB: Lesser of Column 43 or Column 44.



900 S.W. Jackson Street, Suite 102
Topeka, Kansas 66612-1212
(785) 296-3201
www.ksde.org

June 16, 2020

Mike Newman, Superintendent
USD 111 Doniphan West Schools
P.O. Box 308
Highland, KS 66035

FINAL AUDITED LEGAL MAX

Dear Mr. Newman,

For the 2019-20 school year, the legal general fund is **\$2,834,991** and the legal local option budget (LOB) is **\$966,085**. Under KSA 72-5131, the general fund budget is computed using preceding years' enrollment plus current year weightings multiplied times the BASE of \$4,436, plus virtual state aid. The LOB base general fund calculation starts with the total weighted enrollment, excluding special education, KAMS and virtual state aid. This total is multiplied by the LOB BASE of \$4,558, the higher of the 2008-2009 or current year special education state aid is added, and the sum is multiplied by the authorized district LOB percentage to obtain the maximum LOB budget.

Enclosed is a printout showing data used to compute the general fund and LOB: a) preceding years' enrollment; b) current year total WTD FTE and c) virtual state aid. This information is based upon audited enrollment. To view the complete data used to calculate the individual weightings, download the "FY 2020 Legal Max Final" from the school finance website: <https://www.ksde.org/Agency/Fiscal-and-Administrative-Services/School-Finance/Legal-Max-General-Fund-School-Finance-Studies>

The final legal maximum general fund is based upon actual Special Education state aid and Virtual Credits (20 and over) reported on the local effort. All special education state aid must be deposited in the general fund and transferred to the special education fund.

Under KSA 72-5148 (b) (3), the portion of the school district's state Foundation aid attributable to the transportation weighting shall not be in excess of 110% of the school district's total expenditures for regular route transportation from all funds for the immediately preceding school year. The current year general fund budget will be reduced by any amount in excess of the 110% cap. These expenditures are reflected on the "Overall Audit Summary" for the 2018-19 school year recently completed by KSDE.

Kansas leads the world in the success of each student.


In addition, school districts expending money in excess of the prior year legal maximum general fund budget are in violation of Kansas statute. After review of the local CPA audit for the prior year, the current year general fund budget will be reduced by any over expenditure.

If there are any discrepancies or questions regarding this letter, please contact School Finance as soon as possible.

Sincerely,

A handwritten signature in black ink, appearing to read 'Dale M. Dennis', with a stylized flourish at the end.

Dale M. Dennis, Deputy Commissioner
Division of Fiscal & Administrative Services

A handwritten signature in black ink, appearing to read 'Craig Neuenswander', with a horizontal line underneath.

Craig Neuenswander, Director
School Finance

cc: District Clerk
President of Board

Enclosure

June 16, 2020

FINAL AUDITED LEGAL MAX

USD 111 Doniphan West Schools
2019-20 Legal Maximum General Fund Budget
(General Fund computed using \$4,436 BASE)

<u>Col 1</u>	<u>Col 2</u>	<u>Col 3</u>	<u>Col 4</u>	<u>Col 5</u>		<u>Col 7</u>	<u>Col 8</u>	<u>Col 9</u>	<u>Col 11</u>
FTE Enroll (excl Preschool- Aged AR & virtual) 9/20/16 & 2/20/17	FTE Enroll (excl Preschool- Aged AR & virtual) 9/20/17 & 2/20/18	FTE Enroll (excl Preschool- Aged AR & virtual) 9/20/18 & 2/20/19	Adjusted Enrollment	Preschool-Aged At-Risk (9/20 plus 2/20)		Total Adj. Enrollment (incl Preschool-Aged At-Risk)	Low & High Enrollment WTD FTE	Bilingual (max Hrs or Hdct) WTD FTE	Career/ Tech Ed WTD FTE
323.5	310.0	316.0	316.0	4.0		320.0	152.8	0.0	6.5
<u>Col 14</u>	<u>Col 17</u>	<u>Col 19</u>	<u>Col 23</u>	<u>Col 24</u>	<u>Col 26</u>	<u>Col 28</u>	<u>Col 29</u>		<u>Col 34</u>
At-Risk (Free Lunch) WTD FTE	High Density At-Risk WTD FTE	School Facilities WTD FTE	Trans- portation WTD FTE	Ancillary WTD FTE	Cost of Living WTD FTE	Special Education WTD FTE	KAMS FTE	Total WTD FTE (incl SPED)	Virtual State Aid
46.5	0.0	0.0	58.9	0.0	0.0	64.9	0.0	649.6	0
<u>Col 36</u>	<u>Col 37</u>	<u>Col 38</u>	<u>Col 39</u>	<u>Col 40</u>	<u>Col 41</u>	<u>Col 42</u>	<u>Col 43</u>	<u>Col 44</u>	<u>Col 45</u>
Computed General Fund	Adopted General Fund	Legal Max General Fund (before reductions)	Prior Year Total Reductions	2019-20 Adj. Legal General Fund Budget	2019-20 LOB Base General Fund	2019-20 LOB Authorized Percent	Computed Local Option Budget	Adopted Local Option Budget	Legal Max LOB Budget
2,881,626	3,106,974	2,881,626	-46,635	2,834,991	3,220,284	30.00%	966,085	1,005,056	966,085

Column Notes

Col 4 - Higher of 1st preceding year, 2nd preceding year or 3-year average (if eligible).
Col 7 - Column 4 plus current Preschool-Aged At Risk.
Col 9 - Higher of Bilingual Contact Hours weighting or Bilingual Headcount weighting.
Col 11 - Career/Tech Ed contact hours divided by 6 then multiplied times factor (0.5).
Col 14 - Free Meals times Free Lunch Factor (0.484).
Col 17 - Higher of USD level or School level high density at-risk.
Col 23 - Higher of 2019-20 or 2016-17 transportation state aid converted to WTD FTE. (expires 6-30-2021)
Col 34 - Virtual Full-Time = \$5,000; Virtual Part-Time = \$1,700; Virtual Credits (Max 6 credits) = \$709.
Col 38 - Legal General Fund; Lesser of Column 36 or Column 37.
Col 39 - Reductions may include the following: Prior year budget violation, prior year virtual credits or transportation adjustments.
Col 40 - Adjusted Legal General Fund; Column 38 less Column 39
Col 45 - Legal LOB: Lesser of Column 43 or Column 44.



900 S.W. Jackson Street, Suite 102
Topeka, Kansas 66612-1212
(785) 296-3201
www.ksde.org

June 16, 2020

Greg Clark, Superintendent
USD 112 Central Plains
P.O. Box 168
Holyrood, KS 67450-0168

FINAL AUDITED LEGAL MAX

Dear Mr. Clark,

For the 2019-20 school year, the legal general fund is **\$4,200,057** and the legal local option budget (LOB) is **\$1,442,469**. Under KSA 72-5131, the general fund budget is computed using preceding years' enrollment plus current year weightings multiplied times the BASE of \$4,436, plus virtual state aid. The LOB base general fund calculation starts with the total weighted enrollment, excluding special education, KAMS and virtual state aid. This total is multiplied by the LOB BASE of \$4,558, the higher of the 2008-2009 or current year special education state aid is added, and the sum is multiplied by the authorized district LOB percentage to obtain the maximum LOB budget.

Enclosed is a printout showing data used to compute the general fund and LOB: a) preceding years' enrollment; b) current year total WTD FTE and c) virtual state aid. This information is based upon audited enrollment. To view the complete data used to calculate the individual weightings, download the "FY 2020 Legal Max Final" from the school finance website: <https://www.ksde.org/Agency/Fiscal-and-Administrative-Services/School-Finance/Legal-Max-General-Fund-School-Finance-Studies>

The final legal maximum general fund is based upon actual Special Education state aid and Virtual Credits (20 and over) reported on the local effort. All special education state aid must be deposited in the general fund and transferred to the special education fund.

Under KSA 72-5148 (b) (3), the portion of the school district's state Foundation aid attributable to the transportation weighting shall not be in excess of 110% of the school district's total expenditures for regular route transportation from all funds for the immediately preceding school year. The current year general fund budget will be reduced by any amount in excess of the 110% cap. These expenditures are reflected on the "Overall Audit Summary" for the 2018-19 school year recently completed by KSDE.

Kansas leads the world in the success of each student.

In addition, school districts expending money in excess of the prior year legal maximum general fund budget are in violation of Kansas statute. After review of the local CPA audit for the prior year, the current year general fund budget will be reduced by any over expenditure.

If there are any discrepancies or questions regarding this letter, please contact School Finance as soon as possible.

Sincerely,

A handwritten signature in black ink, appearing to read 'Dale M. Dennis', with a stylized flourish at the end.

Dale M. Dennis, Deputy Commissioner
Division of Fiscal & Administrative Services

A handwritten signature in black ink, appearing to read 'Craig Neuenswander', with a horizontal line underneath.

Craig Neuenswander, Director
School Finance

cc: District Clerk
President of Board

Enclosure

June 16, 2020

FINAL AUDITED LEGAL MAX

USD 112 Central Plains

2019-20 Legal Maximum General Fund Budget

(General Fund computed using \$4,436 BASE)

<u>Col 1</u>	<u>Col 2</u>	<u>Col 3</u>	<u>Col 4</u>	<u>Col 5</u>		<u>Col 7</u>	<u>Col 8</u>	<u>Col 9</u>	<u>Col 11</u>
FTE Enroll (excl Preschool- Aged AR & virtual) 9/20/16 & 2/20/17	FTE Enroll (excl Preschool- Aged AR & virtual) 9/20/17 & 2/20/18	FTE Enroll (excl Preschool- Aged AR & virtual) 9/20/18 & 2/20/19	Adjusted Enrollment	Preschool-Aged At-Risk (9/20 plus 2/20)		Total Adj. Enrollment (incl Preschool-Aged At-Risk)	Low & High Enrollment WTD FTE	Bilingual (max Hrs or Hdct) WTD FTE	Career/ Tech Ed WTD FTE
481.9	457.1	456.0	457.1	7.5		464.6	199.0	0.0	8.5
<u>Col 14</u>	<u>Col 17</u>	<u>Col 19</u>	<u>Col 23</u>	<u>Col 24</u>	<u>Col 26</u>	<u>Col 28</u>	<u>Col 29</u>		<u>Col 34</u>
At-Risk (Free Lunch) WTD FTE	High Density At-Risk WTD FTE	School Facilities WTD FTE	Trans- portation WTD FTE	Ancillary WTD FTE	Cost of Living WTD FTE	Special Education WTD FTE	KAMS FTE	Total WTD FTE (incl SPED)	Virtual State Aid
74.1	1.9	0.0	68.4	0.0	0.0	120.0	0.0	936.5	64,469
<u>Col 36</u>	<u>Col 37</u>	<u>Col 38</u>	<u>Col 39</u>	<u>Col 40</u>	<u>Col 41</u>	<u>Col 42</u>	<u>Col 43</u>	<u>Col 44</u>	<u>Col 45</u>
Computed General Fund	Adopted General Fund	Legal Max General Fund (before reductions)	Prior Year Total Reductions	2019-20 Adj. Legal General Fund Budget	2019-20 LOB Base General Fund	2019-20 LOB Authorized Percent	Computed Local Option Budget	Adopted Local Option Budget	Legal Max LOB Budget
4,218,783	4,966,188	4,218,783	-18,726	4,200,057	4,407,583	33.00%	1,454,502	1,442,469	1,442,469

Column Notes

- Col 4 - Higher of 1st preceding year, 2nd preceding year or 3-year average (if eligible).
- Col 7 - Column 4 plus current Preschool-Aged At Risk.
- Col 9 - Higher of Bilingual Contact Hours weighting or Bilingual Headcount weighting.
- Col 11 - Career/Tech Ed contact hours divided by 6 then multiplied times factor (0.5).
- Col 14 - Free Meals times Free Lunch Factor (0.484).
- Col 17 - Higher of USD level or School level high density at-risk.
- Col 23 - Higher of 2019-20 or 2016-17 transportation state aid converted to WTD FTE. (expires 6-30-2021)
- Col 34 - Virtual Full-Time = \$5,000; Virtual Part-Time = \$1,700; Virtual Credits (Max 6 credits) = \$709.
- Col 38 - Legal General Fund; Lesser of Column 36 or Column 37.
- Col 39 - Reductions may include the following: Prior year budget violation, prior year virtual credits or transportation adjustments.
- Col 40 - Adjusted Legal General Fund; Column 38 less Column 39
- Col 45 - Legal LOB: Lesser of Column 43 or Column 44.



900 S.W. Jackson Street, Suite 102
Topeka, Kansas 66612-1212
(785) 296-3201
www.ksde.org

June 16, 2020

Todd Evans, Superintendent
USD 113 Prairie Hills
1619 S. Old Hwy 75
Sabetha, KS 66534-2898

FINAL AUDITED LEGAL MAX

Dear Mr. Evans,

For the 2019-20 school year, the legal general fund is **\$7,808,247** and the legal local option budget (LOB) is **\$2,747,625**. Under KSA 72-5131, the general fund budget is computed using preceding years' enrollment plus current year weightings multiplied times the BASE of \$4,436, plus virtual state aid. The LOB base general fund calculation starts with the total weighted enrollment, excluding special education, KAMS and virtual state aid. This total is multiplied by the LOB BASE of \$4,558, the higher of the 2008-2009 or current year special education state aid is added, and the sum is multiplied by the authorized district LOB percentage to obtain the maximum LOB budget.

Enclosed is a printout showing data used to compute the general fund and LOB: a) preceding years' enrollment; b) current year total WTD FTE and c) virtual state aid. This information is based upon audited enrollment. To view the complete data used to calculate the individual weightings, download the "FY 2020 Legal Max Final" from the school finance website: <https://www.ksde.org/Agency/Fiscal-and-Administrative-Services/School-Finance/Legal-Max-General-Fund-School-Finance-Studies>

The final legal maximum general fund is based upon actual Special Education state aid and Virtual Credits (20 and over) reported on the local effort. All special education state aid must be deposited in the general fund and transferred to the special education fund.

Under KSA 72-5148 (b) (3), the portion of the school district's state Foundation aid attributable to the transportation weighting shall not be in excess of 110% of the school district's total expenditures for regular route transportation from all funds for the immediately preceding school year. The current year general fund budget will be reduced by any amount in excess of the 110% cap. These expenditures are reflected on the "Overall Audit Summary" for the 2018-19 school year recently completed by KSDE.

Kansas leads the world in the success of each student.

In addition, school districts expending money in excess of the prior year legal maximum general fund budget are in violation of Kansas statute. After review of the local CPA audit for the prior year, the current year general fund budget will be reduced by any over expenditure.

If there are any discrepancies or questions regarding this letter, please contact School Finance as soon as possible.

Sincerely,



Dale M. Dennis, Deputy Commissioner
Division of Fiscal & Administrative Services



Craig Neuenswander, Director
School Finance

cc: District Clerk
President of Board

Enclosure

June 16, 2020

FINAL AUDITED LEGAL MAX

USD 113 Prairie Hills

2019-20 Legal Maximum General Fund Budget

(General Fund computed using \$4,436 BASE)

<u>Col 1</u>	<u>Col 2</u>	<u>Col 3</u>	<u>Col 4</u>	<u>Col 5</u>		<u>Col 7</u>	<u>Col 8</u>	<u>Col 9</u>	<u>Col 11</u>
FTE Enroll (excl Preschool- Aged AR & virtual) 9/20/16 & 2/20/17	FTE Enroll (excl Preschool- Aged AR & virtual) 9/20/17 & 2/20/18	FTE Enroll (excl Preschool- Aged AR & virtual) 9/20/18 & 2/20/19	Adjusted Enrollment	Preschool-Aged At-Risk (9/20 plus 2/20)		Total Adj. Enrollment (incl Preschool-Aged At-Risk)	Low & High Enrollment WTD FTE	Bilingual (max Hrs or Hdct) WTD FTE	Career/ Tech Ed WTD FTE
1,086.8	1,050.1	1,072.3	1,072.3	15.0		1,087.3	235.6	0.0	23.0
<u>Col 14</u>	<u>Col 17</u>	<u>Col 19</u>	<u>Col 23</u>	<u>Col 24</u>	<u>Col 26</u>	<u>Col 28</u>	<u>Col 29</u>		<u>Col 34</u>
At-Risk (Free Lunch) WTD FTE	High Density At-Risk WTD FTE	School Facilities WTD FTE	Trans- portation WTD FTE	Ancillary WTD FTE	Cost of Living WTD FTE	Special Education WTD FTE	KAMS FTE	Total WTD FTE (incl SPED)	Virtual State Aid
135.0	1.0	0.0	103.3	0.0	0.0	174.0	1.0	1,760.2	0
<u>Col 36</u>	<u>Col 37</u>	<u>Col 38</u>	<u>Col 39</u>	<u>Col 40</u>	<u>Col 41</u>	<u>Col 42</u>	<u>Col 43</u>	<u>Col 44</u>	<u>Col 45</u>
Computed General Fund	Adopted General Fund	Legal Max General Fund (before reductions)	Prior Year Total Reductions	2019-20 Adj. Legal General Fund Budget	2019-20 LOB Base General Fund	2019-20 LOB Authorized Percent	Computed Local Option Budget	Adopted Local Option Budget	Legal Max LOB Budget
7,808,247	7,906,726	7,808,247	0	7,808,247	8,326,135	33.00%	2,747,625	2,760,109	2,747,625

Column Notes

- Col 4 - Higher of 1st preceding year, 2nd preceding year or 3-year average (if eligible).
- Col 7 - Column 4 plus current Preschool-Aged At Risk.
- Col 9 - Higher of Bilingual Contact Hours weighting or Bilingual Headcount weighting.
- Col 11 - Career/Tech Ed contact hours divided by 6 then multiplied times factor (0.5).
- Col 14 - Free Meals times Free Lunch Factor (0.484).
- Col 17 - Higher of USD level or School level high density at-risk.
- Col 23 - Higher of 2019-20 or 2016-17 transportation state aid converted to WTD FTE. (expires 6-30-2021)
- Col 34 - Virtual Full-Time = \$5,000; Virtual Part-Time = \$1,700; Virtual Credits (Max 6 credits) = \$709.
- Col 38 - Legal General Fund; Lesser of Column 36 or Column 37.
- Col 39 - Reductions may include the following: Prior year budget violation, prior year virtual credits or transportation adjustments.
- Col 40 - Adjusted Legal General Fund; Column 38 less Column 39
- Col 45 - Legal LOB: Lesser of Column 43 or Column 44.



900 S.W. Jackson Street, Suite 102
Topeka, Kansas 66612-1212
(785) 296-3201
www.ksde.org

June 23, 2020

Bob Blair, Superintendent
USD 114 Riverside
PO Box 49
Elwood, KS 66024

REVISED FINAL AUDITED LEGAL MAX

Dear Mr. Blair,

For the 2019-20 school year, the legal general fund is **\$5,293,775** and the legal local option budget (LOB) is **\$1,617,807**. Under KSA 72-5131, the general fund budget is computed using preceding years' enrollment plus current year weightings multiplied times the BASE of \$4,436, plus virtual state aid. The LOB base general fund calculation starts with the total weighted enrollment, excluding special education, KAMS and virtual state aid. This total is multiplied by the LOB BASE of \$4,558, the higher of the 2008-2009 or current year special education state aid is added, and the sum is multiplied by the authorized district LOB percentage to obtain the maximum LOB budget.

Enclosed is a printout showing data used to compute the general fund and LOB: a) preceding years' enrollment; b) current year total WTD FTE and c) virtual state aid. This information is based upon audited enrollment. To view the complete data used to calculate the individual weightings, download the "FY 2020 Legal Max Final" from the school finance website: <https://www.ksde.org/Agency/Fiscal-and-Administrative-Services/School-Finance/Legal-Max-General-Fund-School-Finance-Studies>

The final legal maximum general fund is based upon actual Special Education state aid and Virtual Credits (20 and over) reported on the local effort. All special education state aid must be deposited in the general fund and transferred to the special education fund.

Under KSA 72-5148 (b) (3), the portion of the school district's state Foundation aid attributable to the transportation weighting shall not be in excess of 110% of the school district's total expenditures for regular route transportation from all funds for the immediately preceding school year. The current year general fund budget will be reduced by any amount in excess of the 110% cap. These expenditures are reflected on the "Overall Audit Summary" for the 2018-19 school year recently completed by KSDE.


In addition, school districts expending money in excess of the prior year legal maximum general fund budget are in violation of Kansas statute. After review of the local CPA audit for the prior year, the current year general fund budget will be reduced by any over expenditure.

If there are any discrepancies or questions regarding this letter, please contact School Finance as soon as possible.

Sincerely,

A handwritten signature in black ink, appearing to read 'Dale M. Dennis', with a long horizontal flourish extending to the right.

Dale M. Dennis, Deputy Commissioner
Division of Fiscal & Administrative Services

A handwritten signature in black ink, appearing to read 'Craig Neuenswander', with a horizontal line underneath.

Craig Neuenswander, Director
School Finance

cc: District Clerk
President of Board

Enclosure

June 23, 2020

REVISED FINAL AUDITED LEGAL MAX

USD 114 Riverside

2019-20 Legal Maximum General Fund Budget

(General Fund computed using \$4,436 BASE)

<u>Col 1</u>	<u>Col 2</u>	<u>Col 3</u>	<u>Col 4</u>	<u>Col 5</u>		<u>Col 7</u>	<u>Col 8</u>	<u>Col 9</u>	<u>Col 11</u>
FTE Enroll (excl Preschool- Aged AR & virtual) 9/20/16 & 2/20/17	FTE Enroll (excl Preschool- Aged AR & virtual) 9/20/17 & 2/20/18	FTE Enroll (excl Preschool- Aged AR & virtual) 9/20/18 & 2/20/19	Adjusted Enrollment	Preschool-Aged At-Risk (9/20 plus 2/20)		Total Adj. Enrollment (incl Preschool-Aged At-Risk)	Low & High Enrollment WTD FTE	Bilingual (max Hrs or Hdct) WTD FTE	Career/ Tech Ed WTD FTE
584.7	588.5	580.0	588.5	8.5		597.0	228.8	0.0	15.7
<u>Col 14</u>	<u>Col 17</u>	<u>Col 19</u>	<u>Col 23</u>	<u>Col 24</u>	<u>Col 26</u>	<u>Col 28</u>	<u>Col 29</u>		<u>Col 34</u>
At-Risk (Free Lunch) WTD FTE	High Density At-Risk WTD FTE	School Facilities WTD FTE	Trans- portation WTD FTE	Ancillary WTD FTE	Cost of Living WTD FTE	Special Education WTD FTE	KAMS FTE	Total WTD FTE (incl SPED)	Virtual State Aid
124.9	16.1	0.0	57.8	0.0	0.0	146.8	0.0	1,187.1	29,926
<u>Col 36</u>	<u>Col 37</u>	<u>Col 38</u>	<u>Col 39</u>	<u>Col 40</u>	<u>Col 41</u>	<u>Col 42</u>	<u>Col 43</u>	<u>Col 44</u>	<u>Col 45</u>
Computed General Fund	Adopted General Fund	Legal Max General Fund (before reductions)	Prior Year Total Reductions	2019-20 Adj. Legal General Fund Budget	2019-20 LOB Base General Fund	2019-20 LOB Authorized Percent	Computed Local Option Budget	Adopted Local Option Budget	Legal Max LOB Budget
5,295,902	5,392,913	5,295,902	-2,127	5,293,775	5,392,689	30.00%	1,617,807	1,647,093	1,617,807

Column Notes

Col 4 - Higher of 1st preceding year, 2nd preceding year or 3-year average (if eligible).

Col 7 - Column 4 plus current Preschool-Aged At Risk.

Col 9 - Higher of Bilingual Contact Hours weighting or Bilingual Headcount weighting.

Col 11 - Career/Tech Ed contact hours divided by 6 then multiplied times factor (0.5).

Col 14 - Free Meals times Free Lunch Factor (0.484).

Col 17 - Higher of USD level or School level high density at-risk.

Col 23 - Higher of 2019-20 or 2016-17 transportation state aid converted to WTD FTE. (expires 6-30-2021)

Col 34 - Virtual Full-Time = \$5,000; Virtual Part-Time = \$1,700; Virtual Credits (Max 6 credits) = \$709.

Col 38 - Legal General Fund; Lesser of Column 36 or Column 37.

Col 39 - Reductions may include the following: Prior year budget violation, prior year virtual credits or transportation adjustments.

Col 40 - Adjusted Legal General Fund; Column 38 less Column 39

Col 45 - Legal LOB: Lesser of Column 43 or Column 44.



900 S.W. Jackson Street, Suite 102
Topeka, Kansas 66612-1212
(785) 296-3201
www.ksde.org

June 16, 2020

Darrel Kohlman, Superintendent
USD 115 Nemaha Central
318 Main Street
Seneca, KS 66538-1924

FINAL AUDITED LEGAL MAX

Dear Mr. Kohlman,

For the 2019-20 school year, the legal general fund is **\$4,603,681** and the legal local option budget (LOB) is **\$1,445,809**. Under KSA 72-5131, the general fund budget is computed using preceding years' enrollment plus current year weightings multiplied times the BASE of \$4,436, plus virtual state aid. The LOB base general fund calculation starts with the total weighted enrollment, excluding special education, KAMS and virtual state aid. This total is multiplied by the LOB BASE of \$4,558, the higher of the 2008-2009 or current year special education state aid is added, and the sum is multiplied by the authorized district LOB percentage to obtain the maximum LOB budget.

Enclosed is a printout showing data used to compute the general fund and LOB: a) preceding years' enrollment; b) current year total WTD FTE and c) virtual state aid. This information is based upon audited enrollment. To view the complete data used to calculate the individual weightings, download the "FY 2020 Legal Max Final" from the school finance website: <https://www.ksde.org/Agency/Fiscal-and-Administrative-Services/School-Finance/Legal-Max-General-Fund-School-Finance-Studies>

The final legal maximum general fund is based upon actual Special Education state aid and Virtual Credits (20 and over) reported on the local effort. All special education state aid must be deposited in the general fund and transferred to the special education fund.

Under KSA 72-5148 (b) (3), the portion of the school district's state Foundation aid attributable to the transportation weighting shall not be in excess of 110% of the school district's total expenditures for regular route transportation from all funds for the immediately preceding school year. The current year general fund budget will be reduced by any amount in excess of the 110% cap. These expenditures are reflected on the "Overall Audit Summary" for the 2018-19 school year recently completed by KSDE.

Kansas leads the world in the success of each student.

In addition, school districts expending money in excess of the prior year legal maximum general fund budget are in violation of Kansas statute. After review of the local CPA audit for the prior year, the current year general fund budget will be reduced by any over expenditure.

If there are any discrepancies or questions regarding this letter, please contact School Finance as soon as possible.

Sincerely,

A handwritten signature in black ink, appearing to read 'Dale M. Dennis', with a long horizontal flourish extending to the right.

Dale M. Dennis, Deputy Commissioner
Division of Fiscal & Administrative Services

A handwritten signature in black ink, appearing to read 'Craig Neuenswander', with a horizontal line drawn underneath the signature.

Craig Neuenswander, Director
School Finance

cc: District Clerk
President of Board

Enclosure

June 16, 2020

FINAL AUDITED LEGAL MAX

USD 115 Nemaha Central

2019-20 Legal Maximum General Fund Budget

(General Fund computed using \$4,436 BASE)

<u>Col 1</u>	<u>Col 2</u>	<u>Col 3</u>	<u>Col 4</u>	<u>Col 5</u>		<u>Col 7</u>	<u>Col 8</u>	<u>Col 9</u>	<u>Col 11</u>
FTE Enroll (excl Preschool- Aged AR & virtual) 9/20/16 & 2/20/17	FTE Enroll (excl Preschool- Aged AR & virtual) 9/20/17 & 2/20/18	FTE Enroll (excl Preschool- Aged AR & virtual) 9/20/18 & 2/20/19	Adjusted Enrollment	Preschool-Aged At-Risk (9/20 plus 2/20)		Total Adj. Enrollment (incl Preschool-Aged At-Risk)	Low & High Enrollment WTD FTE	Bilingual (max Hrs or Hdct) WTD FTE	Career/ Tech Ed WTD FTE
560.3	555.2	564.4	564.4	13.5		577.9	225.2	3.0	14.3
<u>Col 14</u>	<u>Col 17</u>	<u>Col 19</u>	<u>Col 23</u>	<u>Col 24</u>	<u>Col 26</u>	<u>Col 28</u>	<u>Col 29</u>		<u>Col 34</u>
At-Risk (Free Lunch) WTD FTE	High Density At-Risk WTD FTE	School Facilities WTD FTE	Trans- portation WTD FTE	Ancillary WTD FTE	Cost of Living WTD FTE	Special Education WTD FTE	KAMS FTE	Total WTD FTE (incl SPED)	Virtual State Aid
59.5	0.0	0.0	50.8	0.0	0.0	107.1	0.0	1,037.8	0
<u>Col 36</u>	<u>Col 37</u>	<u>Col 38</u>	<u>Col 39</u>	<u>Col 40</u>	<u>Col 41</u>	<u>Col 42</u>	<u>Col 43</u>	<u>Col 44</u>	<u>Col 45</u>
Computed General Fund	Adopted General Fund	Legal Max General Fund (before reductions)	Prior Year Total Reductions	2019-20 Adj. Legal General Fund Budget	2019-20 LOB Base General Fund	2019-20 LOB Authorized Percent	Computed Local Option Budget	Adopted Local Option Budget	Legal Max LOB Budget
4,603,681	4,712,363	4,603,681	0	4,603,681	4,819,364	30.00%	1,445,809	1,447,713	1,445,809

Column Notes

- Col 4 - Higher of 1st preceding year, 2nd preceding year or 3-year average (if eligible).
- Col 7 - Column 4 plus current Preschool-Aged At Risk.
- Col 9 - Higher of Bilingual Contact Hours weighting or Bilingual Headcount weighting.
- Col 11 - Career/Tech Ed contact hours divided by 6 then multiplied times factor (0.5).
- Col 14 - Free Meals times Free Lunch Factor (0.484).
- Col 17 - Higher of USD level or School level high density at-risk.
- Col 23 - Higher of 2019-20 or 2016-17 transportation state aid converted to WTD FTE. (expires 6-30-2021)
- Col 34 - Virtual Full-Time = \$5,000; Virtual Part-Time = \$1,700; Virtual Credits (Max 6 credits) = \$709.
- Col 38 - Legal General Fund; Lesser of Column 36 or Column 37.
- Col 39 - Reductions may include the following: Prior year budget violation, prior year virtual credits or transportation adjustments.
- Col 40 - Adjusted Legal General Fund; Column 38 less Column 39
- Col 45 - Legal LOB: Lesser of Column 43 or Column 44.



900 S.W. Jackson Street, Suite 102
Topeka, Kansas 66612-1212
(785) 296-3201
www.ksde.org

June 16, 2020

Stuart Holmes, Superintendent
USD 200 Greeley County Schools
400 W Lawrence
Tribune, KS 67879

FINAL AUDITED LEGAL MAX

Dear Mr. Holmes,

For the 2019-20 school year, the legal general fund is **\$2,325,795** and the legal local option budget (LOB) is **\$717,593**. Under KSA 72-5131, the general fund budget is computed using preceding years' enrollment plus current year weightings multiplied times the BASE of \$4,436, plus virtual state aid. The LOB base general fund calculation starts with the total weighted enrollment, excluding special education, KAMS and virtual state aid. This total is multiplied by the LOB BASE of \$4,558, the higher of the 2008-2009 or current year special education state aid is added, and the sum is multiplied by the authorized district LOB percentage to obtain the maximum LOB budget.

Enclosed is a printout showing data used to compute the general fund and LOB: a) preceding years' enrollment; b) current year total WTD FTE and c) virtual state aid. This information is based upon audited enrollment. To view the complete data used to calculate the individual weightings, download the "FY 2020 Legal Max Final" from the school finance website: <https://www.ksde.org/Agency/Fiscal-and-Administrative-Services/School-Finance/Legal-Max-General-Fund-School-Finance-Studies>

The final legal maximum general fund is based upon actual Special Education state aid and Virtual Credits (20 and over) reported on the local effort. All special education state aid must be deposited in the general fund and transferred to the special education fund.

Under KSA 72-5148 (b) (3), the portion of the school district's state Foundation aid attributable to the transportation weighting shall not be in excess of 110% of the school district's total expenditures for regular route transportation from all funds for the immediately preceding school year. The current year general fund budget will be reduced by any amount in excess of the 110% cap. These expenditures are reflected on the "Overall Audit Summary" for the 2018-19 school year recently completed by KSDE.

Kansas leads the world in the success of each student.

In addition, school districts expending money in excess of the prior year legal maximum general fund budget are in violation of Kansas statute. After review of the local CPA audit for the prior year, the current year general fund budget will be reduced by any over expenditure.

If there are any discrepancies or questions regarding this letter, please contact School Finance as soon as possible.

Sincerely,

A handwritten signature in black ink, appearing to read 'Dale M. Dennis', with a long horizontal flourish extending to the right.

Dale M. Dennis, Deputy Commissioner
Division of Fiscal & Administrative Services

A handwritten signature in black ink, appearing to read 'Craig Neuenswander', with a horizontal line drawn underneath the signature.

Craig Neuenswander, Director
School Finance

cc: District Clerk
President of Board

Enclosure

June 16, 2020

FINAL AUDITED LEGAL MAX

USD 200 Greeley County Schools
2019-20 Legal Maximum General Fund Budget
(General Fund computed using \$4,436 BASE)

<u>Col 1</u>	<u>Col 2</u>	<u>Col 3</u>	<u>Col 4</u>	<u>Col 5</u>		<u>Col 7</u>	<u>Col 8</u>	<u>Col 9</u>	<u>Col 11</u>
FTE Enroll (excl Preschool- Aged AR & virtual) 9/20/16 & 2/20/17	FTE Enroll (excl Preschool- Aged AR & virtual) 9/20/17 & 2/20/18	FTE Enroll (excl Preschool- Aged AR & virtual) 9/20/18 & 2/20/19	Adjusted Enrollment	Preschool-Aged At-Risk (9/20 plus 2/20)		Total Adj. Enrollment (incl Preschool-Aged At-Risk)	Low & High Enrollment WTD FTE	Bilingual (max Hrs or Hdct) WTD FTE	Career/ Tech Ed WTD FTE
243.3	253.1	250.0	253.1	2.0		255.1	153.9	8.9	2.9
<u>Col 14</u>	<u>Col 17</u>	<u>Col 19</u>	<u>Col 23</u>	<u>Col 24</u>	<u>Col 26</u>	<u>Col 28</u>	<u>Col 29</u>		<u>Col 34</u>
At-Risk (Free Lunch) WTD FTE	High Density At-Risk WTD FTE	School Facilities WTD FTE	Trans- portation WTD FTE	Ancillary WTD FTE	Cost of Living WTD FTE	Special Education WTD FTE	KAMS FTE	Total WTD FTE (incl SPED)	Virtual State Aid
39.2	0.4	0.0	28.0	0.0	0.0	35.9	0.0	524.3	0
<u>Col 36</u>	<u>Col 37</u>	<u>Col 38</u>	<u>Col 39</u>	<u>Col 40</u>	<u>Col 41</u>	<u>Col 42</u>	<u>Col 43</u>	<u>Col 44</u>	<u>Col 45</u>
Computed General Fund	Adopted General Fund	Legal Max General Fund (before reductions)	Prior Year Total Reductions	2019-20 Adj. Legal General Fund Budget	2019-20 LOB Base General Fund	2019-20 LOB Authorized Percent	Computed Local Option Budget	Adopted Local Option Budget	Legal Max LOB Budget
2,325,795	2,484,604	2,325,795	0	2,325,795	2,391,978	30.00%	717,593	764,422	717,593

Column Notes

Col 4 - Higher of 1st preceding year, 2nd preceding year or 3-year average (if eligible).
Col 7 - Column 4 plus current Preschool-Aged At Risk.
Col 9 - Higher of Bilingual Contact Hours weighting or Bilingual Headcount weighting.
Col 11 - Career/Tech Ed contact hours divided by 6 then multiplied times factor (0.5).
Col 14 - Free Meals times Free Lunch Factor (0.484).
Col 17 - Higher of USD level or School level high density at-risk.
Col 23 - Higher of 2019-20 or 2016-17 transportation state aid converted to WTD FTE. (expires 6-30-2021)
Col 34 - Virtual Full-Time = \$5,000; Virtual Part-Time = \$1,700; Virtual Credits (Max 6 credits) = \$709.
Col 38 - Legal General Fund; Lesser of Column 36 or Column 37.
Col 39 - Reductions may include the following: Prior year budget violation, prior year virtual credits or transportation adjustments.
Col 40 - Adjusted Legal General Fund; Column 38 less Column 39
Col 45 - Legal LOB: Lesser of Column 43 or Column 44.



900 S.W. Jackson Street, Suite 102
Topeka, Kansas 66612-1212
(785) 296-3201
www.ksde.org

June 16, 2020

Jason Dandoy, Superintendent
USD 202 Turner-Kansas City
800 S 55th St
Kansas City, KS 66106-1566

FINAL AUDITED LEGAL MAX

Dear Dr. Dandoy,

For the 2019-20 school year, the legal general fund is **\$30,067,733** and the legal local option budget (LOB) is **\$9,206,952**. Under KSA 72-5131, the general fund budget is computed using preceding years' enrollment plus current year weightings multiplied times the BASE of \$4,436, plus virtual state aid. The LOB base general fund calculation starts with the total weighted enrollment, excluding special education, KAMS and virtual state aid. This total is multiplied by the LOB BASE of \$4,558, the higher of the 2008-2009 or current year special education state aid is added, and the sum is multiplied by the authorized district LOB percentage to obtain the maximum LOB budget.

Enclosed is a printout showing data used to compute the general fund and LOB: a) preceding years' enrollment; b) current year total WTD FTE and c) virtual state aid. This information is based upon audited enrollment. To view the complete data used to calculate the individual weightings, download the "FY 2020 Legal Max Final" from the school finance website: <https://www.ksde.org/Agency/Fiscal-and-Administrative-Services/School-Finance/Legal-Max-General-Fund-School-Finance-Studies>

The final legal maximum general fund is based upon actual Special Education state aid and Virtual Credits (20 and over) reported on the local effort. All special education state aid must be deposited in the general fund and transferred to the special education fund.

Under KSA 72-5148 (b) (3), the portion of the school district's state Foundation aid attributable to the transportation weighting shall not be in excess of 110% of the school district's total expenditures for regular route transportation from all funds for the immediately preceding school year. The current year general fund budget will be reduced by any amount in excess of the 110% cap. These expenditures are reflected on the "Overall Audit Summary" for the 2018-19 school year recently completed by KSDE.

Kansas leads the world in the success of each student.

In addition, school districts expending money in excess of the prior year legal maximum general fund budget are in violation of Kansas statute. After review of the local CPA audit for the prior year, the current year general fund budget will be reduced by any over expenditure.

If there are any discrepancies or questions regarding this letter, please contact School Finance as soon as possible.

Sincerely,

A handwritten signature in black ink, appearing to read 'Dale M. Dennis', with a stylized flourish at the end.

Dale M. Dennis, Deputy Commissioner
Division of Fiscal & Administrative Services

A handwritten signature in black ink, appearing to read 'Craig Neuenswander', with a horizontal line underneath.

Craig Neuenswander, Director
School Finance

cc: District Clerk
President of Board

Enclosure

June 16, 2020

FINAL AUDITED LEGAL MAX

USD 202 Turner-Kansas City

2019-20 Legal Maximum General Fund Budget

(General Fund computed using \$4,436 BASE)

<u>Col 1</u>	<u>Col 2</u>	<u>Col 3</u>	<u>Col 4</u>	<u>Col 5</u>		<u>Col 7</u>	<u>Col 8</u>	<u>Col 9</u>	<u>Col 11</u>
FTE Enroll (excl Preschool- Aged AR & virtual) 9/20/16 & 2/20/17	FTE Enroll (excl Preschool- Aged AR & virtual) 9/20/17 & 2/20/18	FTE Enroll (excl Preschool- Aged AR & virtual) 9/20/18 & 2/20/19	Adjusted Enrollment	Preschool-Aged At-Risk (9/20 plus 2/20)		Total Adj. Enrollment (incl Preschool-Aged At-Risk)	Low & High Enrollment WTD FTE	Bilingual (max Hrs or Hdct) WTD FTE	Career/ Tech Ed WTD FTE
3,906.9	3,956.0	3,899.5	3,956.0	77.5		4,033.5	141.3	160.6	84.9
<u>Col 14</u>	<u>Col 17</u>	<u>Col 19</u>	<u>Col 23</u>	<u>Col 24</u>	<u>Col 26</u>	<u>Col 28</u>	<u>Col 29</u>		<u>Col 34</u>
At-Risk (Free Lunch) WTD FTE	High Density At-Risk WTD FTE	School Facilities WTD FTE	Trans- portation WTD FTE	Ancillary WTD FTE	Cost of Living WTD FTE	Special Education WTD FTE	KAMS FTE	Total WTD FTE (incl SPED)	Virtual State Aid
1,180.5	256.1	0.0	151.4	0.0	0.0	744.8	6.0	6,759.1	89,683
<u>Col 36</u>	<u>Col 37</u>	<u>Col 38</u>	<u>Col 39</u>	<u>Col 40</u>	<u>Col 41</u>	<u>Col 42</u>	<u>Col 43</u>	<u>Col 44</u>	<u>Col 45</u>
Computed General Fund	Adopted General Fund	Legal Max General Fund (before reductions)	Prior Year Total Reductions	2019-20 Adj. Legal General Fund Budget	2019-20 LOB Base General Fund	2019-20 LOB Authorized Percent	Computed Local Option Budget	Adopted Local Option Budget	Legal Max LOB Budget
30,073,051	30,779,532	30,073,051	-5,318	30,067,733	30,689,840	30.00%	9,206,952	9,407,163	9,206,952

Column Notes

Col 4 - Higher of 1st preceding year, 2nd preceding year or 3-year average (if eligible).
Col 7 - Column 4 plus current Preschool-Aged At Risk.
Col 9 - Higher of Bilingual Contact Hours weighting or Bilingual Headcount weighting.
Col 11 - Career/Tech Ed contact hours divided by 6 then multiplied times factor (0.5).
Col 14 - Free Meals times Free Lunch Factor (0.484).
Col 17 - Higher of USD level or School level high density at-risk.
Col 23 - Higher of 2019-20 or 2016-17 transportation state aid converted to WTD FTE. (expires 6-30-2021)
Col 34 - Virtual Full-Time = \$5,000; Virtual Part-Time = \$1,700; Virtual Credits (Max 6 credits) = \$709.
Col 38 - Legal General Fund; Lesser of Column 36 or Column 37.
Col 39 - Reductions may include the following: Prior year budget violation, prior year virtual credits or transportation adjustments.
Col 40 - Adjusted Legal General Fund; Column 38 less Column 39
Col 45 - Legal LOB: Lesser of Column 43 or Column 44.



900 S.W. Jackson Street, Suite 102
Topeka, Kansas 66612-1212
(785) 296-3201
www.ksde.org

June 16, 2020

Blane McCann, Interim Superintendent
USD 203 Piper-Kansas City
3130 N 122nd St Suite A
Kansas City, KS 66109-9387

FINAL AUDITED LEGAL MAX

Dear Dr. McCann,

For the 2019-20 school year, the legal general fund is **\$15,462,999** and the legal local option budget (LOB) is **\$4,881,026**. Under KSA 72-5131, the general fund budget is computed using preceding years' enrollment plus current year weightings multiplied times the BASE of \$4,436, plus virtual state aid. The LOB base general fund calculation starts with the total weighted enrollment, excluding special education, KAMS and virtual state aid. This total is multiplied by the LOB BASE of \$4,558, the higher of the 2008-2009 or current year special education state aid is added, and the sum is multiplied by the authorized district LOB percentage to obtain the maximum LOB budget.

Enclosed is a printout showing data used to compute the general fund and LOB: a) preceding years' enrollment; b) current year total WTD FTE and c) virtual state aid. This information is based upon audited enrollment. To view the complete data used to calculate the individual weightings, download the "FY 2020 Legal Max Final" from the school finance website: <https://www.ksde.org/Agency/Fiscal-and-Administrative-Services/School-Finance/Legal-Max-General-Fund-School-Finance-Studies>

The final legal maximum general fund is based upon actual Special Education state aid and Virtual Credits (20 and over) reported on the local effort. All special education state aid must be deposited in the general fund and transferred to the special education fund.

Under KSA 72-5148 (b) (3), the portion of the school district's state Foundation aid attributable to the transportation weighting shall not be in excess of 110% of the school district's total expenditures for regular route transportation from all funds for the immediately preceding school year. The current year general fund budget will be reduced by any amount in excess of the 110% cap. These expenditures are reflected on the "Overall Audit Summary" for the 2018-19 school year recently completed by KSDE.

Kansas leads the world in the success of each student.

In addition, school districts expending money in excess of the prior year legal maximum general fund budget are in violation of Kansas statute. After review of the local CPA audit for the prior year, the current year general fund budget will be reduced by any over expenditure.

If there are any discrepancies or questions regarding this letter, please contact School Finance as soon as possible.

Sincerely,

A handwritten signature in black ink, appearing to read 'Dale M. Dennis', with a long horizontal flourish extending to the right.

Dale M. Dennis, Deputy Commissioner
Division of Fiscal & Administrative Services

A handwritten signature in black ink, appearing to read 'Craig Neuenswander', with a horizontal line drawn underneath the signature.

Craig Neuenswander, Director
School Finance

cc: District Clerk
President of Board

Enclosure

June 16, 2020

FINAL AUDITED LEGAL MAX

USD 203 Piper-Kansas City

2019-20 Legal Maximum General Fund Budget

(General Fund computed using \$4,436 BASE)

<u>Col 1</u>	<u>Col 2</u>	<u>Col 3</u>	<u>Col 4</u>	<u>Col 5</u>		<u>Col 7</u>	<u>Col 8</u>	<u>Col 9</u>	<u>Col 11</u>
FTE Enroll (excl Preschool- Aged AR & virtual) 9/20/16 & 2/20/17	FTE Enroll (excl Preschool- Aged AR & virtual) 9/20/17 & 2/20/18	FTE Enroll (excl Preschool- Aged AR & virtual) 9/20/18 & 2/20/19	Adjusted Enrollment	Preschool-Aged At-Risk (9/20 plus 2/20)		Total Adj. Enrollment (incl Preschool-Aged At-Risk)	Low & High Enrollment WTD FTE	Bilingual (max Hrs or Hdct) WTD FTE	Career/ Tech Ed WTD FTE
2,159.2	2,260.3	2,314.0	2,314.0	6.0		2,320.0	81.3	12.2	25.2
<u>Col 14</u>	<u>Col 17</u>	<u>Col 19</u>	<u>Col 23</u>	<u>Col 24</u>	<u>Col 26</u>	<u>Col 28</u>	<u>Col 29</u>		<u>Col 34</u>
At-Risk (Free Lunch) WTD FTE	High Density At-Risk WTD FTE	School Facilities WTD FTE	Trans- portation WTD FTE	Ancillary WTD FTE	Cost of Living WTD FTE	Special Education WTD FTE	KAMS FTE	Total WTD FTE (incl SPED)	Virtual State Aid
161.7	0.0	0.0	143.4	0.0	115.6	611.4	0.0	3,470.8	66,530
<u>Col 36</u>	<u>Col 37</u>	<u>Col 38</u>	<u>Col 39</u>	<u>Col 40</u>	<u>Col 41</u>	<u>Col 42</u>	<u>Col 43</u>	<u>Col 44</u>	<u>Col 45</u>
Computed General Fund	Adopted General Fund	Legal Max General Fund (before reductions)	Prior Year Total Reductions	2019-20 Adj. Legal General Fund Budget	2019-20 LOB Base General Fund	2019-20 LOB Authorized Percent	Computed Local Option Budget	Adopted Local Option Budget	Legal Max LOB Budget
15,462,999	16,042,705	15,462,999	0	15,462,999	15,745,246	31.00%	4,881,026	4,989,527	4,881,026

Column Notes

Col 4 - Higher of 1st preceding year, 2nd preceding year or 3-year average (if eligible).

Col 7 - Column 4 plus current Preschool-Aged At Risk.

Col 9 - Higher of Bilingual Contact Hours weighting or Bilingual Headcount weighting.

Col 11 - Career/Tech Ed contact hours divided by 6 then multiplied times factor (0.5).

Col 14 - Free Meals times Free Lunch Factor (0.484).

Col 17 - Higher of USD level or School level high density at-risk.

Col 23 - Higher of 2019-20 or 2016-17 transportation state aid converted to WTD FTE. (expires 6-30-2021)

Col 34 - Virtual Full-Time = \$5,000; Virtual Part-Time = \$1,700; Virtual Credits (Max 6 credits) = \$709.

Col 38 - Legal General Fund; Lesser of Column 36 or Column 37.

Col 39 - Reductions may include the following: Prior year budget violation, prior year virtual credits or transportation adjustments.

Col 40 - Adjusted Legal General Fund; Column 38 less Column 39

Col 45 - Legal LOB: Lesser of Column 43 or Column 44.



900 S.W. Jackson Street, Suite 102
Topeka, Kansas 66612-1212
(785) 296-3201
www.ksde.org

June 16, 2020

Daniel Brungardt, Superintendent
USD 204 Bonner Springs
P O Box 435
Bonner Springs, KS 66012-0435

FINAL AUDITED LEGAL MAX

Dear Mr. Brungardt,

For the 2019-20 school year, the legal general fund is **\$19,203,149** and the legal local option budget (LOB) is **\$6,402,555**. Under KSA 72-5131, the general fund budget is computed using preceding years' enrollment plus current year weightings multiplied times the BASE of \$4,436, plus virtual state aid. The LOB base general fund calculation starts with the total weighted enrollment, excluding special education, KAMS and virtual state aid. This total is multiplied by the LOB BASE of \$4,558, the higher of the 2008-2009 or current year special education state aid is added, and the sum is multiplied by the authorized district LOB percentage to obtain the maximum LOB budget.

Enclosed is a printout showing data used to compute the general fund and LOB: a) preceding years' enrollment; b) current year total WTD FTE and c) virtual state aid. This information is based upon audited enrollment. To view the complete data used to calculate the individual weightings, download the "FY 2020 Legal Max Final" from the school finance website: <https://www.ksde.org/Agency/Fiscal-and-Administrative-Services/School-Finance/Legal-Max-General-Fund-School-Finance-Studies>

The final legal maximum general fund is based upon actual Special Education state aid and Virtual Credits (20 and over) reported on the local effort. All special education state aid must be deposited in the general fund and transferred to the special education fund.

Under KSA 72-5148 (b) (3), the portion of the school district's state Foundation aid attributable to the transportation weighting shall not be in excess of 110% of the school district's total expenditures for regular route transportation from all funds for the immediately preceding school year. The current year general fund budget will be reduced by any amount in excess of the 110% cap. These expenditures are reflected on the "Overall Audit Summary" for the 2018-19 school year recently completed by KSDE.

Kansas leads the world in the success of each student.

In addition, school districts expending money in excess of the prior year legal maximum general fund budget are in violation of Kansas statute. After review of the local CPA audit for the prior year, the current year general fund budget will be reduced by any over expenditure.

If there are any discrepancies or questions regarding this letter, please contact School Finance as soon as possible.

Sincerely,

A handwritten signature in black ink, appearing to read 'Dale M. Dennis', with a long horizontal flourish extending to the right.

Dale M. Dennis, Deputy Commissioner
Division of Fiscal & Administrative Services

A handwritten signature in black ink, appearing to read 'Craig Neuenswander', with a horizontal line drawn underneath.

Craig Neuenswander, Director
School Finance

cc: District Clerk
President of Board

Enclosure

June 16, 2020

FINAL AUDITED LEGAL MAX

USD 204 Bonner Springs

2019-20 Legal Maximum General Fund Budget

(General Fund computed using \$4,436 BASE)

<u>Col 1</u>	<u>Col 2</u>	<u>Col 3</u>	<u>Col 4</u>	<u>Col 5</u>		<u>Col 7</u>	<u>Col 8</u>	<u>Col 9</u>	<u>Col 11</u>
FTE Enroll (excl Preschool- Aged AR & virtual) 9/20/16 & 2/20/17	FTE Enroll (excl Preschool- Aged AR & virtual) 9/20/17 & 2/20/18	FTE Enroll (excl Preschool- Aged AR & virtual) 9/20/18 & 2/20/19	Adjusted Enrollment	Preschool-Aged At-Risk (9/20 plus 2/20)		Total Adj. Enrollment (incl Preschool-Aged At-Risk)	Low & High Enrollment WTD FTE	Bilingual (max Hrs or Hdct) WTD FTE	Career/ Tech Ed WTD FTE
2,630.5	2,607.7	2,591.3	2,607.7	21.0		2,628.7	92.1	27.3	59.0
<u>Col 14</u>	<u>Col 17</u>	<u>Col 19</u>	<u>Col 23</u>	<u>Col 24</u>	<u>Col 26</u>	<u>Col 28</u>	<u>Col 29</u>		<u>Col 34</u>
At-Risk (Free Lunch) WTD FTE	High Density At-Risk WTD FTE	School Facilities WTD FTE	Trans- portation WTD FTE	Ancillary WTD FTE	Cost of Living WTD FTE	Special Education WTD FTE	KAMS FTE	Total WTD FTE (incl SPED)	Virtual State Aid
480.6	25.2	0.0	114.2	0.0	0.0	852.3	0.0	4,279.4	219,731
<u>Col 36</u>	<u>Col 37</u>	<u>Col 38</u>	<u>Col 39</u>	<u>Col 40</u>	<u>Col 41</u>	<u>Col 42</u>	<u>Col 43</u>	<u>Col 44</u>	<u>Col 45</u>
Computed General Fund	Adopted General Fund	Legal Max General Fund (before reductions)	Prior Year Total Reductions	2019-20 Adj. Legal General Fund Budget	2019-20 LOB Base General Fund	2019-20 LOB Authorized Percent	Computed Local Option Budget	Adopted Local Option Budget	Legal Max LOB Budget
19,203,149	19,415,759	19,203,149	0	19,203,149	19,401,682	33.00%	6,402,555	6,451,942	6,402,555

Column Notes

Col 4 - Higher of 1st preceding year, 2nd preceding year or 3-year average (if eligible).

Col 7 - Column 4 plus current Preschool-Aged At Risk.

Col 9 - Higher of Bilingual Contact Hours weighting or Bilingual Headcount weighting.

Col 11 - Career/Tech Ed contact hours divided by 6 then multiplied times factor (0.5).

Col 14 - Free Meals times Free Lunch Factor (0.484).

Col 17 - Higher of USD level or School level high density at-risk.

Col 23 - Higher of 2019-20 or 2016-17 transportation state aid converted to WTD FTE. (expires 6-30-2021)

Col 34 - Virtual Full-Time = \$5,000; Virtual Part-Time = \$1,700; Virtual Credits (Max 6 credits) = \$709.

Col 38 - Legal General Fund; Lesser of Column 36 or Column 37.

Col 39 - Reductions may include the following: Prior year budget violation, prior year virtual credits or transportation adjustments.

Col 40 - Adjusted Legal General Fund; Column 38 less Column 39

Col 45 - Legal LOB: Lesser of Column 43 or Column 44.



900 S.W. Jackson Street, Suite 102
Topeka, Kansas 66612-1212
(785) 296-3201
www.ksde.org

June 16, 2020

Joel Lovesee, Superintendent
USD 205 Bluestem
625 S. Mill Road
Leon, KS 67074

FINAL AUDITED LEGAL MAX

Dear Mr. Lovesee,

For the 2019-20 school year, the legal general fund is **\$4,361,595** and the legal local option budget (LOB) is **\$1,362,419**. Under KSA 72-5131, the general fund budget is computed using preceding years' enrollment plus current year weightings multiplied times the BASE of \$4,436, plus virtual state aid. The LOB base general fund calculation starts with the total weighted enrollment, excluding special education, KAMS and virtual state aid. This total is multiplied by the LOB BASE of \$4,558, the higher of the 2008-2009 or current year special education state aid is added, and the sum is multiplied by the authorized district LOB percentage to obtain the maximum LOB budget.

Enclosed is a printout showing data used to compute the general fund and LOB: a) preceding years' enrollment; b) current year total WTD FTE and c) virtual state aid. This information is based upon audited enrollment. To view the complete data used to calculate the individual weightings, download the "FY 2020 Legal Max Final" from the school finance website: <https://www.ksde.org/Agency/Fiscal-and-Administrative-Services/School-Finance/Legal-Max-General-Fund-School-Finance-Studies>

The final legal maximum general fund is based upon actual Special Education state aid and Virtual Credits (20 and over) reported on the local effort. All special education state aid must be deposited in the general fund and transferred to the special education fund.

Under KSA 72-5148 (b) (3), the portion of the school district's state Foundation aid attributable to the transportation weighting shall not be in excess of 110% of the school district's total expenditures for regular route transportation from all funds for the immediately preceding school year. The current year general fund budget will be reduced by any amount in excess of the 110% cap. These expenditures are reflected on the "Overall Audit Summary" for the 2018-19 school year recently completed by KSDE.

Kansas leads the world in the success of each student.

In addition, school districts expending money in excess of the prior year legal maximum general fund budget are in violation of Kansas statute. After review of the local CPA audit for the prior year, the current year general fund budget will be reduced by any over expenditure.

If there are any discrepancies or questions regarding this letter, please contact School Finance as soon as possible.

Sincerely,

A handwritten signature in black ink, appearing to read 'Dale M. Dennis', with a long horizontal flourish extending to the right.

Dale M. Dennis, Deputy Commissioner
Division of Fiscal & Administrative Services

A handwritten signature in black ink, appearing to read 'Craig Neuenswander', with a horizontal line drawn underneath the signature.

Craig Neuenswander, Director
School Finance

cc: District Clerk
President of Board

Enclosure

June 16, 2020

FINAL AUDITED LEGAL MAX

USD 205 Bluestem

2019-20 Legal Maximum General Fund Budget

(General Fund computed using \$4,436 BASE)

<u>Col 1</u>	<u>Col 2</u>	<u>Col 3</u>	<u>Col 4</u>	<u>Col 5</u>		<u>Col 7</u>	<u>Col 8</u>	<u>Col 9</u>	<u>Col 11</u>
FTE Enroll (excl Preschool- Aged AR & virtual) 9/20/16 & 2/20/17	FTE Enroll (excl Preschool- Aged AR & virtual) 9/20/17 & 2/20/18	FTE Enroll (excl Preschool- Aged AR & virtual) 9/20/18 & 2/20/19	Adjusted Enrollment	Preschool-Aged At-Risk (9/20 plus 2/20)		Total Adj. Enrollment (incl Preschool-Aged At-Risk)	Low & High Enrollment WTD FTE	Bilingual (max Hrs or Hdct) WTD FTE	Career/ Tech Ed WTD FTE
485.0	475.5	496.0	496.0	0.0		496.0	207.1	0.6	8.5
<u>Col 14</u>	<u>Col 17</u>	<u>Col 19</u>	<u>Col 23</u>	<u>Col 24</u>	<u>Col 26</u>	<u>Col 28</u>	<u>Col 29</u>		<u>Col 34</u>
At-Risk (Free Lunch) WTD FTE	High Density At-Risk WTD FTE	School Facilities WTD FTE	Trans- portation WTD FTE	Ancillary WTD FTE	Cost of Living WTD FTE	Special Education WTD FTE	KAMS FTE	Total WTD FTE (incl SPED)	Virtual State Aid
83.2	1.6	0.0	66.3	0.0	0.0	121.8	0.0	985.1	0
<u>Col 36</u>	<u>Col 37</u>	<u>Col 38</u>	<u>Col 39</u>	<u>Col 40</u>	<u>Col 41</u>	<u>Col 42</u>	<u>Col 43</u>	<u>Col 44</u>	<u>Col 45</u>
Computed General Fund	Adopted General Fund	Legal Max General Fund (before reductions)	Prior Year Total Reductions	2019-20 Adj. Legal General Fund Budget	2019-20 LOB Base General Fund	2019-20 LOB Authorized Percent	Computed Local Option Budget	Adopted Local Option Budget	Legal Max LOB Budget
4,369,904	4,453,744	4,369,904	-8,309	4,361,595	4,541,395	30.00%	1,362,419	1,385,938	1,362,419

Column Notes

- Col 4 - Higher of 1st preceding year, 2nd preceding year or 3-year average (if eligible).
- Col 7 - Column 4 plus current Preschool-Aged At Risk.
- Col 9 - Higher of Bilingual Contact Hours weighting or Bilingual Headcount weighting.
- Col 11 - Career/Tech Ed contact hours divided by 6 then multiplied times factor (0.5).
- Col 14 - Free Meals times Free Lunch Factor (0.484).
- Col 17 - Higher of USD level or School level high density at-risk.
- Col 23 - Higher of 2019-20 or 2016-17 transportation state aid converted to WTD FTE. (expires 6-30-2021)
- Col 34 - Virtual Full-Time = \$5,000; Virtual Part-Time = \$1,700; Virtual Credits (Max 6 credits) = \$709.
- Col 38 - Legal General Fund; Lesser of Column 36 or Column 37.
- Col 39 - Reductions may include the following: Prior year budget violation, prior year virtual credits or transportation adjustments.
- Col 40 - Adjusted Legal General Fund; Column 38 less Column 39
- Col 45 - Legal LOB: Lesser of Column 43 or Column 44.



900 S.W. Jackson Street, Suite 102
Topeka, Kansas 66612-1212
(785) 296-3201
www.ksde.org

June 16, 2020

James Regier, Superintendent
USD 206 Remington-Whitewater
Box 243
Whitewater, KS 67154

FINAL AUDITED LEGAL MAX

Dear Mr. Regier,

For the 2019-20 school year, the legal general fund is **\$4,380,739** and the legal local option budget (LOB) is **\$1,475,000**. Under KSA 72-5131, the general fund budget is computed using preceding years' enrollment plus current year weightings multiplied times the BASE of \$4,436, plus virtual state aid. The LOB base general fund calculation starts with the total weighted enrollment, excluding special education, KAMS and virtual state aid. This total is multiplied by the LOB BASE of \$4,558, the higher of the 2008-2009 or current year special education state aid is added, and the sum is multiplied by the authorized district LOB percentage to obtain the maximum LOB budget.

Enclosed is a printout showing data used to compute the general fund and LOB: a) preceding years' enrollment; b) current year total WTD FTE and c) virtual state aid. This information is based upon audited enrollment. To view the complete data used to calculate the individual weightings, download the "FY 2020 Legal Max Final" from the school finance website: <https://www.ksde.org/Agency/Fiscal-and-Administrative-Services/School-Finance/Legal-Max-General-Fund-School-Finance-Studies>

The final legal maximum general fund is based upon actual Special Education state aid and Virtual Credits (20 and over) reported on the local effort. All special education state aid must be deposited in the general fund and transferred to the special education fund.

Under KSA 72-5148 (b) (3), the portion of the school district's state Foundation aid attributable to the transportation weighting shall not be in excess of 110% of the school district's total expenditures for regular route transportation from all funds for the immediately preceding school year. The current year general fund budget will be reduced by any amount in excess of the 110% cap. These expenditures are reflected on the "Overall Audit Summary" for the 2018-19 school year recently completed by KSDE.

Kansas leads the world in the success of each student.

In addition, school districts expending money in excess of the prior year legal maximum general fund budget are in violation of Kansas statute. After review of the local CPA audit for the prior year, the current year general fund budget will be reduced by any over expenditure.

If there are any discrepancies or questions regarding this letter, please contact School Finance as soon as possible.

Sincerely,

A handwritten signature in black ink, appearing to read 'Dale M. Dennis', with a long horizontal flourish extending to the right.

Dale M. Dennis, Deputy Commissioner
Division of Fiscal & Administrative Services

A handwritten signature in black ink, appearing to read 'Craig Neuenswander', with a horizontal line drawn underneath the signature.

Craig Neuenswander, Director
School Finance

cc: District Clerk
President of Board

Enclosure

June 16, 2020

FINAL AUDITED LEGAL MAX

USD 206 Remington-Whitewater

2019-20 Legal Maximum General Fund Budget

(General Fund computed using \$4,436 BASE)

<u>Col 1</u>	<u>Col 2</u>	<u>Col 3</u>	<u>Col 4</u>	<u>Col 5</u>		<u>Col 7</u>	<u>Col 8</u>	<u>Col 9</u>	<u>Col 11</u>
FTE Enroll (excl Preschool- Aged AR & virtual) 9/20/16 & 2/20/17	FTE Enroll (excl Preschool- Aged AR & virtual) 9/20/17 & 2/20/18	FTE Enroll (excl Preschool- Aged AR & virtual) 9/20/18 & 2/20/19	Adjusted Enrollment	Preschool-Aged At-Risk (9/20 plus 2/20)		Total Adj. Enrollment (incl Preschool-Aged At-Risk)	Low & High Enrollment WTD FTE	Bilingual (max Hrs or Hdct) WTD FTE	Career/ Tech Ed WTD FTE
501.9	504.7	492.9	504.7	7.0		511.7	211.0	2.8	5.1
<u>Col 14</u>	<u>Col 17</u>	<u>Col 19</u>	<u>Col 23</u>	<u>Col 24</u>	<u>Col 26</u>	<u>Col 28</u>	<u>Col 29</u>		<u>Col 34</u>
At-Risk (Free Lunch) WTD FTE	High Density At-Risk WTD FTE	School Facilities WTD FTE	Trans- portation WTD FTE	Ancillary WTD FTE	Cost of Living WTD FTE	Special Education WTD FTE	KAMS FTE	Total WTD FTE (incl SPED)	Virtual State Aid
60.0	0.0	0.0	78.6	0.0	0.0	134.9	0.0	1,004.1	0
<u>Col 36</u>	<u>Col 37</u>	<u>Col 38</u>	<u>Col 39</u>	<u>Col 40</u>	<u>Col 41</u>	<u>Col 42</u>	<u>Col 43</u>	<u>Col 44</u>	<u>Col 45</u>
Computed General Fund	Adopted General Fund	Legal Max General Fund (before reductions)	Prior Year Total Reductions	2019-20 Adj. Legal General Fund Budget	2019-20 LOB Base General Fund	2019-20 LOB Authorized Percent	Computed Local Option Budget	Adopted Local Option Budget	Legal Max LOB Budget
4,454,188	4,665,341	4,454,188	-73,449	4,380,739	4,560,409	33.00%	1,504,935	1,475,000	1,475,000

Column Notes

- Col 4 - Higher of 1st preceding year, 2nd preceding year or 3-year average (if eligible).
- Col 7 - Column 4 plus current Preschool-Aged At Risk.
- Col 9 - Higher of Bilingual Contact Hours weighting or Bilingual Headcount weighting.
- Col 11 - Career/Tech Ed contact hours divided by 6 then multiplied times factor (0.5).
- Col 14 - Free Meals times Free Lunch Factor (0.484).
- Col 17 - Higher of USD level or School level high density at-risk.
- Col 23 - Higher of 2019-20 or 2016-17 transportation state aid converted to WTD FTE. (expires 6-30-2021)
- Col 34 - Virtual Full-Time = \$5,000; Virtual Part-Time = \$1,700; Virtual Credits (Max 6 credits) = \$709.
- Col 38 - Legal General Fund; Lesser of Column 36 or Column 37.
- Col 39 - Reductions may include the following: Prior year budget violation, prior year virtual credits or transportation adjustments.
- Col 40 - Adjusted Legal General Fund; Column 38 less Column 39
- Col 45 - Legal LOB: Lesser of Column 43 or Column 44.



900 S.W. Jackson Street, Suite 102
Topeka, Kansas 66612-1212
(785) 296-3201
www.ksde.org

June 16, 2020

Keith A. Mispagel, Superintendent
USD 207 Ft Leavenworth
207 Education Way
Fort Leavenworth, KS 66027-1425

FINAL AUDITED LEGAL MAX

Dear Dr. Mispagel,

For the 2019-20 school year, the legal general fund is **\$9,874,092** and the legal local option budget (LOB) is **\$3,337,779**. Under KSA 72-5131, the general fund budget is computed using preceding years' enrollment plus current year weightings multiplied times the BASE of \$4,436, plus virtual state aid. The LOB base general fund calculation starts with the total weighted enrollment, excluding special education, KAMS and virtual state aid. This total is multiplied by the LOB BASE of \$4,558, the higher of the 2008-2009 or current year special education state aid is added, and the sum is multiplied by the authorized district LOB percentage to obtain the maximum LOB budget.

Enclosed is a printout showing data used to compute the general fund and LOB: a) preceding years' enrollment; b) current year total WTD FTE and c) virtual state aid. This information is based upon audited enrollment. To view the complete data used to calculate the individual weightings, download the "FY 2020 Legal Max Final" from the school finance website: <https://www.ksde.org/Agency/Fiscal-and-Administrative-Services/School-Finance/Legal-Max-General-Fund-School-Finance-Studies>

The final legal maximum general fund is based upon actual Special Education state aid and Virtual Credits (20 and over) reported on the local effort. All special education state aid must be deposited in the general fund and transferred to the special education fund.

Under KSA 72-5148 (b) (3), the portion of the school district's state Foundation aid attributable to the transportation weighting shall not be in excess of 110% of the school district's total expenditures for regular route transportation from all funds for the immediately preceding school year. The current year general fund budget will be reduced by any amount in excess of the 110% cap. These expenditures are reflected on the "Overall Audit Summary" for the 2018-19 school year recently completed by KSDE.

Kansas leads the world in the success of each student.

In addition, school districts expending money in excess of the prior year legal maximum general fund budget are in violation of Kansas statute. After review of the local CPA audit for the prior year, the current year general fund budget will be reduced by any over expenditure.

If there are any discrepancies or questions regarding this letter, please contact School Finance as soon as possible.

Sincerely,

A handwritten signature in black ink, appearing to read 'Dale M. Dennis', with a long horizontal flourish extending to the right.

Dale M. Dennis, Deputy Commissioner
Division of Fiscal & Administrative Services

A handwritten signature in black ink, appearing to read 'Craig Neuenswander', with a horizontal line drawn underneath the signature.

Craig Neuenswander, Director
School Finance

cc: District Clerk
President of Board

Enclosure

June 16, 2020

FINAL AUDITED LEGAL MAX

USD 207 Ft Leavenworth

2019-20 Legal Maximum General Fund Budget

(General Fund computed using \$4,436 BASE)

<u>Col 1</u>	<u>Col 2</u>	<u>Col 3</u>	<u>Col 4</u>	<u>Col 5</u>		<u>Col 7</u>	<u>Col 8</u>	<u>Col 9</u>	<u>Col 11</u>
FTE Enroll (excl Preschool- Aged AR & virtual) 9/20/16 & 2/20/17	FTE Enroll (excl Preschool- Aged AR & virtual) 9/20/17 & 2/20/18	FTE Enroll (excl Preschool- Aged AR & virtual) 9/20/18 & 2/20/19	Adjusted Enrollment	Preschool-Aged At-Risk (9/20 plus 2/20)		Total Adj. Enrollment (incl Preschool-Aged At-Risk)	Low & High Enrollment WTD FTE	Bilingual (max Hrs or Hdct) WTD FTE	Career/ Tech Ed WTD FTE
1,743.0	1,823.6	1,756.5	1,823.6	0.0		1,823.6	63.9	13.0	0.0
<u>Col 14</u>	<u>Col 17</u>	<u>Col 19</u>	<u>Col 23</u>	<u>Col 24</u>	<u>Col 26</u>	<u>Col 28</u>	<u>Col 29</u>		<u>Col 34</u>
At-Risk (Free Lunch) WTD FTE	High Density At-Risk WTD FTE	School Facilities WTD FTE	Trans- portation WTD FTE	Ancillary WTD FTE	Cost of Living WTD FTE	Special Education WTD FTE	KAMS FTE	Total WTD FTE (incl SPED)	Virtual State Aid
22.7	0.0	0.0	23.9	0.0	0.0	278.8	0.0	2,225.9	0
<u>Col 36</u>	<u>Col 37</u>	<u>Col 38</u>	<u>Col 39</u>	<u>Col 40</u>	<u>Col 41</u>	<u>Col 42</u>	<u>Col 43</u>	<u>Col 44</u>	<u>Col 45</u>
Computed General Fund	Adopted General Fund	Legal Max General Fund (before reductions)	Prior Year Total Reductions	2019-20 Adj. Legal General Fund Budget	2019-20 LOB Base General Fund	2019-20 LOB Authorized Percent	Computed Local Option Budget	Adopted Local Option Budget	Legal Max LOB Budget
9,874,092	9,990,759	9,874,092	0	9,874,092	10,114,482	33.00%	3,337,779	3,375,932	3,337,779

Column Notes

Col 4 - Higher of 1st preceding year, 2nd preceding year or 3-year average (if eligible).

Col 7 - Column 4 plus current Preschool-Aged At Risk.

Col 9 - Higher of Bilingual Contact Hours weighting or Bilingual Headcount weighting.

Col 11 - Career/Tech Ed contact hours divided by 6 then multiplied times factor (0.5).

Col 14 - Free Meals times Free Lunch Factor (0.484).

Col 17 - Higher of USD level or School level high density at-risk.

Col 23 - Higher of 2019-20 or 2016-17 transportation state aid converted to WTD FTE. (expires 6-30-2021)

Col 34 - Virtual Full-Time = \$5,000; Virtual Part-Time = \$1,700; Virtual Credits (Max 6 credits) = \$709.

Col 38 - Legal General Fund; Lesser of Column 36 or Column 37.

Col 39 - Reductions may include the following: Prior year budget violation, prior year virtual credits or transportation adjustments.

Col 40 - Adjusted Legal General Fund; Column 38 less Column 39

Col 45 - Legal LOB: Lesser of Column 43 or Column 44.



900 S.W. Jackson Street, Suite 102
Topeka, Kansas 66612-1212
(785) 296-3201
www.ksde.org

June 16, 2020

Tavis Desormiers, Superintendent
USD 208 Wakeeney
527 Russell Ave
Wakeeney, KS 67672-2108

FINAL AUDITED LEGAL MAX

Dear Mr. Desormiers,

For the 2019-20 school year, the legal general fund is **\$3,347,406** and the legal local option budget (LOB) is **\$1,157,121**. Under KSA 72-5131, the general fund budget is computed using preceding years' enrollment plus current year weightings multiplied times the BASE of \$4,436, plus virtual state aid. The LOB base general fund calculation starts with the total weighted enrollment, excluding special education, KAMS and virtual state aid. This total is multiplied by the LOB BASE of \$4,558, the higher of the 2008-2009 or current year special education state aid is added, and the sum is multiplied by the authorized district LOB percentage to obtain the maximum LOB budget.

Enclosed is a printout showing data used to compute the general fund and LOB: a) preceding years' enrollment; b) current year total WTD FTE and c) virtual state aid. This information is based upon audited enrollment. To view the complete data used to calculate the individual weightings, download the "FY 2020 Legal Max Final" from the school finance website: <https://www.ksde.org/Agency/Fiscal-and-Administrative-Services/School-Finance/Legal-Max-General-Fund-School-Finance-Studies>

The final legal maximum general fund is based upon actual Special Education state aid and Virtual Credits (20 and over) reported on the local effort. All special education state aid must be deposited in the general fund and transferred to the special education fund.

Under KSA 72-5148 (b) (3), the portion of the school district's state Foundation aid attributable to the transportation weighting shall not be in excess of 110% of the school district's total expenditures for regular route transportation from all funds for the immediately preceding school year. The current year general fund budget will be reduced by any amount in excess of the 110% cap. These expenditures are reflected on the "Overall Audit Summary" for the 2018-19 school year recently completed by KSDE.

Kansas leads the world in the success of each student.

In addition, school districts expending money in excess of the prior year legal maximum general fund budget are in violation of Kansas statute. After review of the local CPA audit for the prior year, the current year general fund budget will be reduced by any over expenditure.

If there are any discrepancies or questions regarding this letter, please contact School Finance as soon as possible.

Sincerely,



Dale M. Dennis, Deputy Commissioner
Division of Fiscal & Administrative Services



Craig Neuenswander, Director
School Finance

cc: District Clerk
President of Board

Enclosure

June 16, 2020

FINAL AUDITED LEGAL MAX

USD 208 Wakeeney

2019-20 Legal Maximum General Fund Budget

(General Fund computed using \$4,436 BASE)

<u>Col 1</u>	<u>Col 2</u>	<u>Col 3</u>	<u>Col 4</u>	<u>Col 5</u>		<u>Col 7</u>	<u>Col 8</u>	<u>Col 9</u>	<u>Col 11</u>
FTE Enroll (excl Preschool- Aged AR & virtual) 9/20/16 & 2/20/17	FTE Enroll (excl Preschool- Aged AR & virtual) 9/20/17 & 2/20/18	FTE Enroll (excl Preschool- Aged AR & virtual) 9/20/18 & 2/20/19	Adjusted Enrollment	Preschool-Aged At-Risk (9/20 plus 2/20)		Total Adj. Enrollment (incl Preschool-Aged At-Risk)	Low & High Enrollment WTD FTE	Bilingual (max Hrs or Hdct) WTD FTE	Career/ Tech Ed WTD FTE
381.5	385.3	375.5	385.3	3.0		388.3	176.4	0.0	13.7
<u>Col 14</u>	<u>Col 17</u>	<u>Col 19</u>	<u>Col 23</u>	<u>Col 24</u>	<u>Col 26</u>	<u>Col 28</u>	<u>Col 29</u>		<u>Col 34</u>
At-Risk (Free Lunch) WTD FTE	High Density At-Risk WTD FTE	School Facilities WTD FTE	Trans- portation WTD FTE	Ancillary WTD FTE	Cost of Living WTD FTE	Special Education WTD FTE	KAMS FTE	Total WTD FTE (incl SPED)	Virtual State Aid
49.4	0.0	0.0	29.6	0.0	0.0	97.2	0.0	754.6	0
<u>Col 36</u>	<u>Col 37</u>	<u>Col 38</u>	<u>Col 39</u>	<u>Col 40</u>	<u>Col 41</u>	<u>Col 42</u>	<u>Col 43</u>	<u>Col 44</u>	<u>Col 45</u>
Computed General Fund	Adopted General Fund	Legal Max General Fund (before reductions)	Prior Year Total Reductions	2019-20 Adj. Legal General Fund Budget	2019-20 LOB Base General Fund	2019-20 LOB Authorized Percent	Computed Local Option Budget	Adopted Local Option Budget	Legal Max LOB Budget
3,347,406	3,452,095	3,347,406	0	3,347,406	3,506,427	33.00%	1,157,121	1,174,268	1,157,121

Column Notes

Col 4 - Higher of 1st preceding year, 2nd preceding year or 3-year average (if eligible).

Col 7 - Column 4 plus current Preschool-Aged At Risk.

Col 9 - Higher of Bilingual Contact Hours weighting or Bilingual Headcount weighting.

Col 11 - Career/Tech Ed contact hours divided by 6 then multiplied times factor (0.5).

Col 14 - Free Meals times Free Lunch Factor (0.484).

Col 17 - Higher of USD level or School level high density at-risk.

Col 23 - Higher of 2019-20 or 2016-17 transportation state aid converted to WTD FTE. (expires 6-30-2021)

Col 34 - Virtual Full-Time = \$5,000; Virtual Part-Time = \$1,700; Virtual Credits (Max 6 credits) = \$709.

Col 38 - Legal General Fund; Lesser of Column 36 or Column 37.

Col 39 - Reductions may include the following: Prior year budget violation, prior year virtual credits or transportation adjustments.

Col 40 - Adjusted Legal General Fund; Column 38 less Column 39

Col 45 - Legal LOB: Lesser of Column 43 or Column 44.



900 S.W. Jackson Street, Suite 102
Topeka, Kansas 66612-1212
(785) 296-3201
www.ksde.org

June 16, 2020

Stuart Moore, Superintendent
USD 209 Moscow Public Schools
Box 158
Moscow, KS 67952-0158

FINAL AUDITED LEGAL MAX

Dear Dr. Moore,

For the 2019-20 school year, the legal general fund is **\$1,854,248** and the legal local option budget (LOB) is **\$635,066**. Under KSA 72-5131, the general fund budget is computed using preceding years' enrollment plus current year weightings multiplied times the BASE of \$4,436, plus virtual state aid. The LOB base general fund calculation starts with the total weighted enrollment, excluding special education, KAMS and virtual state aid. This total is multiplied by the LOB BASE of \$4,558, the higher of the 2008-2009 or current year special education state aid is added, and the sum is multiplied by the authorized district LOB percentage to obtain the maximum LOB budget.

Enclosed is a printout showing data used to compute the general fund and LOB: a) preceding years' enrollment; b) current year total WTD FTE and c) virtual state aid. This information is based upon audited enrollment. To view the complete data used to calculate the individual weightings, download the "FY 2020 Legal Max Final" from the school finance website: <https://www.ksde.org/Agency/Fiscal-and-Administrative-Services/School-Finance/Legal-Max-General-Fund-School-Finance-Studies>

The final legal maximum general fund is based upon actual Special Education state aid and Virtual Credits (20 and over) reported on the local effort. All special education state aid must be deposited in the general fund and transferred to the special education fund.

Under KSA 72-5148 (b) (3), the portion of the school district's state Foundation aid attributable to the transportation weighting shall not be in excess of 110% of the school district's total expenditures for regular route transportation from all funds for the immediately preceding school year. The current year general fund budget will be reduced by any amount in excess of the 110% cap. These expenditures are reflected on the "Overall Audit Summary" for the 2018-19 school year recently completed by KSDE.

Kansas leads the world in the success of each student.

In addition, school districts expending money in excess of the prior year legal maximum general fund budget are in violation of Kansas statute. After review of the local CPA audit for the prior year, the current year general fund budget will be reduced by any over expenditure.

If there are any discrepancies or questions regarding this letter, please contact School Finance as soon as possible.

Sincerely,

A handwritten signature in black ink, appearing to read 'Dale M. Dennis', with a stylized flourish at the end.

Dale M. Dennis, Deputy Commissioner
Division of Fiscal & Administrative Services

A handwritten signature in black ink, appearing to read 'Craig Neuenswander', with a horizontal line underneath.

Craig Neuenswander, Director
School Finance

cc: District Clerk
President of Board

Enclosure

June 16, 2020

FINAL AUDITED LEGAL MAX

USD 209 Moscow Public Schools

2019-20 Legal Maximum General Fund Budget

(General Fund computed using \$4,436 BASE)

<u>Col 1</u>	<u>Col 2</u>	<u>Col 3</u>	<u>Col 4</u>	<u>Col 5</u>		<u>Col 7</u>	<u>Col 8</u>	<u>Col 9</u>	<u>Col 11</u>
FTE Enroll (excl Preschool- Aged AR & virtual) 9/20/16 & 2/20/17	FTE Enroll (excl Preschool- Aged AR & virtual) 9/20/17 & 2/20/18	FTE Enroll (excl Preschool- Aged AR & virtual) 9/20/18 & 2/20/19	Adjusted Enrollment	Preschool-Aged At-Risk (9/20 plus 2/20)		Total Adj. Enrollment (incl Preschool-Aged At-Risk)	Low & High Enrollment WTD FTE	Bilingual (max Hrs or Hdct) WTD FTE	Career/ Tech Ed WTD FTE
171.0	176.0	159.2	176.0	1.9		177.9	143.7	13.0	0.0
<u>Col 14</u>	<u>Col 17</u>	<u>Col 19</u>	<u>Col 23</u>	<u>Col 24</u>	<u>Col 26</u>	<u>Col 28</u>	<u>Col 29</u>		<u>Col 34</u>
At-Risk (Free Lunch) WTD FTE	High Density At-Risk WTD FTE	School Facilities WTD FTE	Trans- portation WTD FTE	Ancillary WTD FTE	Cost of Living WTD FTE	Special Education WTD FTE	KAMS FTE	Total WTD FTE (incl SPED)	Virtual State Aid
35.8	5.8	0.0	15.7	0.0	0.0	26.1	0.0	418.0	0
<u>Col 36</u>	<u>Col 37</u>	<u>Col 38</u>	<u>Col 39</u>	<u>Col 40</u>	<u>Col 41</u>	<u>Col 42</u>	<u>Col 43</u>	<u>Col 44</u>	<u>Col 45</u>
Computed General Fund	Adopted General Fund	Legal Max General Fund (before reductions)	Prior Year Total Reductions	2019-20 Adj. Legal General Fund Budget	2019-20 LOB Base General Fund	2019-20 LOB Authorized Percent	Computed Local Option Budget	Adopted Local Option Budget	Legal Max LOB Budget
1,854,248	1,934,096	1,854,248	0	1,854,248	1,924,441	33.00%	635,066	654,491	635,066

Column Notes

Col 4 - Higher of 1st preceding year, 2nd preceding year or 3-year average (if eligible).

Col 7 - Column 4 plus current Preschool-Aged At Risk.

Col 9 - Higher of Bilingual Contact Hours weighting or Bilingual Headcount weighting.

Col 11 - Career/Tech Ed contact hours divided by 6 then multiplied times factor (0.5).

Col 14 - Free Meals times Free Lunch Factor (0.484).

Col 17 - Higher of USD level or School level high density at-risk.

Col 23 - Higher of 2019-20 or 2016-17 transportation state aid converted to WTD FTE. (expires 6-30-2021)

Col 34 - Virtual Full-Time = \$5,000; Virtual Part-Time = \$1,700; Virtual Credits (Max 6 credits) = \$709.

Col 38 - Legal General Fund; Lesser of Column 36 or Column 37.

Col 39 - Reductions may include the following: Prior year budget violation, prior year virtual credits or transportation adjustments.

Col 40 - Adjusted Legal General Fund; Column 38 less Column 39

Col 45 - Legal LOB: Lesser of Column 43 or Column 44.



900 S.W. Jackson Street, Suite 102
Topeka, Kansas 66612-1212
(785) 296-3201
www.ksde.org

June 16, 2020

Adrian Howie, Superintendent
USD 210 Hugoton Public Schools
529 South Main St
Hugoton, KS 67951

FINAL AUDITED LEGAL MAX

Dear Mr. Howie,

For the 2019-20 school year, the legal general fund is **\$7,982,726** and the legal local option budget (LOB) is **\$2,461,367**. Under KSA 72-5131, the general fund budget is computed using preceding years' enrollment plus current year weightings multiplied times the BASE of \$4,436, plus virtual state aid. The LOB base general fund calculation starts with the total weighted enrollment, excluding special education, KAMS and virtual state aid. This total is multiplied by the LOB BASE of \$4,558, the higher of the 2008-2009 or current year special education state aid is added, and the sum is multiplied by the authorized district LOB percentage to obtain the maximum LOB budget.

Enclosed is a printout showing data used to compute the general fund and LOB: a) preceding years' enrollment; b) current year total WTD FTE and c) virtual state aid. This information is based upon audited enrollment. To view the complete data used to calculate the individual weightings, download the "FY 2020 Legal Max Final" from the school finance website: <https://www.ksde.org/Agency/Fiscal-and-Administrative-Services/School-Finance/Legal-Max-General-Fund-School-Finance-Studies>

The final legal maximum general fund is based upon actual Special Education state aid and Virtual Credits (20 and over) reported on the local effort. All special education state aid must be deposited in the general fund and transferred to the special education fund.

Under KSA 72-5148 (b) (3), the portion of the school district's state Foundation aid attributable to the transportation weighting shall not be in excess of 110% of the school district's total expenditures for regular route transportation from all funds for the immediately preceding school year. The current year general fund budget will be reduced by any amount in excess of the 110% cap. These expenditures are reflected on the "Overall Audit Summary" for the 2018-19 school year recently completed by KSDE.

Kansas leads the world in the success of each student.

In addition, school districts expending money in excess of the prior year legal maximum general fund budget are in violation of Kansas statute. After review of the local CPA audit for the prior year, the current year general fund budget will be reduced by any over expenditure.

If there are any discrepancies or questions regarding this letter, please contact School Finance as soon as possible.

Sincerely,



Dale M. Dennis, Deputy Commissioner
Division of Fiscal & Administrative Services



Craig Neuenswander, Director
School Finance

cc: District Clerk
President of Board

Enclosure

June 16, 2020

FINAL AUDITED LEGAL MAX

USD 210 Hugoton Public Schools
2019-20 Legal Maximum General Fund Budget
(General Fund computed using \$4,436 BASE)

<u>Col 1</u>	<u>Col 2</u>	<u>Col 3</u>	<u>Col 4</u>	<u>Col 5</u>		<u>Col 7</u>	<u>Col 8</u>	<u>Col 9</u>	<u>Col 11</u>
FTE Enroll (excl Preschool- Aged AR & virtual) 9/20/16 & 2/20/17	FTE Enroll (excl Preschool- Aged AR & virtual) 9/20/17 & 2/20/18	FTE Enroll (excl Preschool- Aged AR & virtual) 9/20/18 & 2/20/19	Adjusted Enrollment	Preschool-Aged At-Risk (9/20 plus 2/20)		Total Adj. Enrollment (incl Preschool-Aged At-Risk)	Low & High Enrollment WTD FTE	Bilingual (max Hrs or Hdct) WTD FTE	Career/ Tech Ed WTD FTE
995.6	959.1	999.8	999.8	14.5		1,014.3	245.0	70.7	20.1
<u>Col 14</u>	<u>Col 17</u>	<u>Col 19</u>	<u>Col 23</u>	<u>Col 24</u>	<u>Col 26</u>	<u>Col 28</u>	<u>Col 29</u>		<u>Col 34</u>
At-Risk (Free Lunch) WTD FTE	High Density At-Risk WTD FTE	School Facilities WTD FTE	Trans- portation WTD FTE	Ancillary WTD FTE	Cost of Living WTD FTE	Special Education WTD FTE	KAMS FTE	Total WTD FTE (incl SPED)	Virtual State Aid
223.6	34.4	0.0	55.3	0.0	0.0	129.1	0.0	1,792.5	31,196
<u>Col 36</u>	<u>Col 37</u>	<u>Col 38</u>	<u>Col 39</u>	<u>Col 40</u>	<u>Col 41</u>	<u>Col 42</u>	<u>Col 43</u>	<u>Col 44</u>	<u>Col 45</u>
Computed General Fund	Adopted General Fund	Legal Max General Fund (before reductions)	Prior Year Total Reductions	2019-20 Adj. Legal General Fund Budget	2019-20 LOB Base General Fund	2019-20 LOB Authorized Percent	Computed Local Option Budget	Adopted Local Option Budget	Legal Max LOB Budget
7,982,726	8,238,416	7,982,726	0	7,982,726	8,204,556	30.00%	2,461,367	2,518,087	2,461,367

Column Notes

Col 4 - Higher of 1st preceding year, 2nd preceding year or 3-year average (if eligible).
Col 7 - Column 4 plus current Preschool-Aged At Risk.
Col 9 - Higher of Bilingual Contact Hours weighting or Bilingual Headcount weighting.
Col 11 - Career/Tech Ed contact hours divided by 6 then multiplied times factor (0.5).
Col 14 - Free Meals times Free Lunch Factor (0.484).
Col 17 - Higher of USD level or School level high density at-risk.
Col 23 - Higher of 2019-20 or 2016-17 transportation state aid converted to WTD FTE. (expires 6-30-2021)
Col 34 - Virtual Full-Time = \$5,000; Virtual Part-Time = \$1,700; Virtual Credits (Max 6 credits) = \$709.
Col 38 - Legal General Fund; Lesser of Column 36 or Column 37.
Col 39 - Reductions may include the following: Prior year budget violation, prior year virtual credits or transportation adjustments.
Col 40 - Adjusted Legal General Fund; Column 38 less Column 39
Col 45 - Legal LOB: Lesser of Column 43 or Column 44.



900 S.W. Jackson Street, Suite 102
Topeka, Kansas 66612-1212
(785) 296-3201
www.ksde.org

June 16, 2020

Phil Wilson, Superintendent
USD 211 Norton Community Schools
105 E. Waverly
Norton, KS 67654

FINAL AUDITED LEGAL MAX

Dear Mr. Wilson,

For the 2019-20 school year, the legal general fund is **\$5,552,098** and the legal local option budget (LOB) is **\$1,721,984**. Under KSA 72-5131, the general fund budget is computed using preceding years' enrollment plus current year weightings multiplied times the BASE of \$4,436, plus virtual state aid. The LOB base general fund calculation starts with the total weighted enrollment, excluding special education, KAMS and virtual state aid. This total is multiplied by the LOB BASE of \$4,558, the higher of the 2008-2009 or current year special education state aid is added, and the sum is multiplied by the authorized district LOB percentage to obtain the maximum LOB budget.

Enclosed is a printout showing data used to compute the general fund and LOB: a) preceding years' enrollment; b) current year total WTD FTE and c) virtual state aid. This information is based upon audited enrollment. To view the complete data used to calculate the individual weightings, download the "FY 2020 Legal Max Final" from the school finance website: <https://www.ksde.org/Agency/Fiscal-and-Administrative-Services/School-Finance/Legal-Max-General-Fund-School-Finance-Studies>

The final legal maximum general fund is based upon actual Special Education state aid and Virtual Credits (20 and over) reported on the local effort. All special education state aid must be deposited in the general fund and transferred to the special education fund.

Under KSA 72-5148 (b) (3), the portion of the school district's state Foundation aid attributable to the transportation weighting shall not be in excess of 110% of the school district's total expenditures for regular route transportation from all funds for the immediately preceding school year. The current year general fund budget will be reduced by any amount in excess of the 110% cap. These expenditures are reflected on the "Overall Audit Summary" for the 2018-19 school year recently completed by KSDE.

Kansas leads the world in the success of each student.

In addition, school districts expending money in excess of the prior year legal maximum general fund budget are in violation of Kansas statute. After review of the local CPA audit for the prior year, the current year general fund budget will be reduced by any over expenditure.

If there are any discrepancies or questions regarding this letter, please contact School Finance as soon as possible.

Sincerely,

A handwritten signature in black ink, appearing to read 'Dale M. Dennis', with a long horizontal flourish extending to the right.

Dale M. Dennis, Deputy Commissioner
Division of Fiscal & Administrative Services

A handwritten signature in black ink, appearing to read 'Craig Neuenswander', with a horizontal line drawn underneath the signature.

Craig Neuenswander, Director
School Finance

cc: District Clerk
President of Board

Enclosure

June 16, 2020

FINAL AUDITED LEGAL MAX

USD 211 Norton Community Schools
2019-20 Legal Maximum General Fund Budget
(General Fund computed using \$4,436 BASE)

<u>Col 1</u>	<u>Col 2</u>	<u>Col 3</u>	<u>Col 4</u>	<u>Col 5</u>		<u>Col 7</u>	<u>Col 8</u>	<u>Col 9</u>	<u>Col 11</u>
FTE Enroll (excl Preschool- Aged AR & virtual) 9/20/16 & 2/20/17	FTE Enroll (excl Preschool- Aged AR & virtual) 9/20/17 & 2/20/18	FTE Enroll (excl Preschool- Aged AR & virtual) 9/20/18 & 2/20/19	Adjusted Enrollment	Preschool-Aged At-Risk (9/20 plus 2/20)		Total Adj. Enrollment (incl Preschool-Aged At-Risk)	Low & High Enrollment WTD FTE	Bilingual (max Hrs or Hdct) WTD FTE	Career/ Tech Ed WTD FTE
659.0	675.1	672.0	675.1	0.0		675.1	240.8	0.9	6.9
<u>Col 14</u>	<u>Col 17</u>	<u>Col 19</u>	<u>Col 23</u>	<u>Col 24</u>	<u>Col 26</u>	<u>Col 28</u>	<u>Col 29</u>		<u>Col 34</u>
At-Risk (Free Lunch) WTD FTE	High Density At-Risk WTD FTE	School Facilities WTD FTE	Trans- portation WTD FTE	Ancillary WTD FTE	Cost of Living WTD FTE	Special Education WTD FTE	KAMS FTE	Total WTD FTE (incl SPED)	Virtual State Aid
95.8	0.0	0.0	49.7	0.0	0.0	182.4	0.0	1,251.6	0
<u>Col 36</u>	<u>Col 37</u>	<u>Col 38</u>	<u>Col 39</u>	<u>Col 40</u>	<u>Col 41</u>	<u>Col 42</u>	<u>Col 43</u>	<u>Col 44</u>	<u>Col 45</u>
Computed General Fund	Adopted General Fund	Legal Max General Fund (before reductions)	Prior Year Total Reductions	2019-20 Adj. Legal General Fund Budget	2019-20 LOB Base General Fund	2019-20 LOB Authorized Percent	Computed Local Option Budget	Adopted Local Option Budget	Legal Max LOB Budget
5,552,098	5,762,364	5,552,098	0	5,552,098	5,739,948	30.00%	1,721,984	1,768,758	1,721,984

Column Notes

Col 4 - Higher of 1st preceding year, 2nd preceding year or 3-year average (if eligible).
Col 7 - Column 4 plus current Preschool-Aged At Risk.
Col 9 - Higher of Bilingual Contact Hours weighting or Bilingual Headcount weighting.
Col 11 - Career/Tech Ed contact hours divided by 6 then multiplied times factor (0.5).
Col 14 - Free Meals times Free Lunch Factor (0.484).
Col 17 - Higher of USD level or School level high density at-risk.
Col 23 - Higher of 2019-20 or 2016-17 transportation state aid converted to WTD FTE. (expires 6-30-2021)
Col 34 - Virtual Full-Time = \$5,000; Virtual Part-Time = \$1,700; Virtual Credits (Max 6 credits) = \$709.
Col 38 - Legal General Fund; Lesser of Column 36 or Column 37.
Col 39 - Reductions may include the following: Prior year budget violation, prior year virtual credits or transportation adjustments.
Col 40 - Adjusted Legal General Fund; Column 38 less Column 39
Col 45 - Legal LOB: Lesser of Column 43 or Column 44.



900 S.W. Jackson Street, Suite 102
Topeka, Kansas 66612-1212
(785) 296-3201
www.ksde.org

June 16, 2020

Ken Tharman, Superintendent
USD 212 Northern Valley
PO Box 217
Almena, KS 67622

FINAL AUDITED LEGAL MAX

Dear Mr. Tharman,

For the 2019-20 school year, the legal general fund is **\$1,714,514** and the legal local option budget (LOB) is **\$549,165**. Under KSA 72-5131, the general fund budget is computed using preceding years' enrollment plus current year weightings multiplied times the BASE of \$4,436, plus virtual state aid. The LOB base general fund calculation starts with the total weighted enrollment, excluding special education, KAMS and virtual state aid. This total is multiplied by the LOB BASE of \$4,558, the higher of the 2008-2009 or current year special education state aid is added, and the sum is multiplied by the authorized district LOB percentage to obtain the maximum LOB budget.

Enclosed is a printout showing data used to compute the general fund and LOB: a) preceding years' enrollment; b) current year total WTD FTE and c) virtual state aid. This information is based upon audited enrollment. To view the complete data used to calculate the individual weightings, download the "FY 2020 Legal Max Final" from the school finance website: <https://www.ksde.org/Agency/Fiscal-and-Administrative-Services/School-Finance/Legal-Max-General-Fund-School-Finance-Studies>

The final legal maximum general fund is based upon actual Special Education state aid and Virtual Credits (20 and over) reported on the local effort. All special education state aid must be deposited in the general fund and transferred to the special education fund.

Under KSA 72-5148 (b) (3), the portion of the school district's state Foundation aid attributable to the transportation weighting shall not be in excess of 110% of the school district's total expenditures for regular route transportation from all funds for the immediately preceding school year. The current year general fund budget will be reduced by any amount in excess of the 110% cap. These expenditures are reflected on the "Overall Audit Summary" for the 2018-19 school year recently completed by KSDE.

Kansas leads the world in the success of each student.

In addition, school districts expending money in excess of the prior year legal maximum general fund budget are in violation of Kansas statute. After review of the local CPA audit for the prior year, the current year general fund budget will be reduced by any over expenditure.

If there are any discrepancies or questions regarding this letter, please contact School Finance as soon as possible.

Sincerely,



Dale M. Dennis, Deputy Commissioner
Division of Fiscal & Administrative Services



Craig Neuenswander, Director
School Finance

cc: District Clerk
President of Board

Enclosure

June 16, 2020

FINAL AUDITED LEGAL MAX

USD 212 Northern Valley

2019-20 Legal Maximum General Fund Budget

(General Fund computed using \$4,436 BASE)

<u>Col 1</u>	<u>Col 2</u>	<u>Col 3</u>	<u>Col 4</u>	<u>Col 5</u>		<u>Col 7</u>	<u>Col 8</u>	<u>Col 9</u>	<u>Col 11</u>
FTE Enroll (excl Preschool- Aged AR & virtual) 9/20/16 & 2/20/17	FTE Enroll (excl Preschool- Aged AR & virtual) 9/20/17 & 2/20/18	FTE Enroll (excl Preschool- Aged AR & virtual) 9/20/18 & 2/20/19	Adjusted Enrollment	Preschool-Aged At-Risk (9/20 plus 2/20)		Total Adj. Enrollment (incl Preschool-Aged At-Risk)	Low & High Enrollment WTD FTE	Bilingual (max Hrs or Hdct) WTD FTE	Career/ Tech Ed WTD FTE
145.0	150.5	144.0	150.5	0.0		150.5	132.5	0.0	5.8
<u>Col 14</u>	<u>Col 17</u>	<u>Col 19</u>	<u>Col 23</u>	<u>Col 24</u>	<u>Col 26</u>	<u>Col 28</u>	<u>Col 29</u>		<u>Col 34</u>
At-Risk (Free Lunch) WTD FTE	High Density At-Risk WTD FTE	School Facilities WTD FTE	Trans- portation WTD FTE	Ancillary WTD FTE	Cost of Living WTD FTE	Special Education WTD FTE	KAMS FTE	Total WTD FTE (incl SPED)	Virtual State Aid
27.1	3.4	0.0	28.1	0.0	0.0	39.1	0.0	386.5	0
<u>Col 36</u>	<u>Col 37</u>	<u>Col 38</u>	<u>Col 39</u>	<u>Col 40</u>	<u>Col 41</u>	<u>Col 42</u>	<u>Col 43</u>	<u>Col 44</u>	<u>Col 45</u>
Computed General Fund	Adopted General Fund	Legal Max General Fund (before reductions)	Prior Year Total Reductions	2019-20 Adj. Legal General Fund Budget	2019-20 LOB Base General Fund	2019-20 LOB Authorized Percent	Computed Local Option Budget	Adopted Local Option Budget	Legal Max LOB Budget
1,714,514	1,782,828	1,714,514	0	1,714,514	1,830,549	30.00%	549,165	565,027	549,165

Column Notes

Col 4 - Higher of 1st preceding year, 2nd preceding year or 3-year average (if eligible).

Col 7 - Column 4 plus current Preschool-Aged At Risk.

Col 9 - Higher of Bilingual Contact Hours weighting or Bilingual Headcount weighting.

Col 11 - Career/Tech Ed contact hours divided by 6 then multiplied times factor (0.5).

Col 14 - Free Meals times Free Lunch Factor (0.484).

Col 17 - Higher of USD level or School level high density at-risk.

Col 23 - Higher of 2019-20 or 2016-17 transportation state aid converted to WTD FTE. (expires 6-30-2021)

Col 34 - Virtual Full-Time = \$5,000; Virtual Part-Time = \$1,700; Virtual Credits (Max 6 credits) = \$709.

Col 38 - Legal General Fund; Lesser of Column 36 or Column 37.

Col 39 - Reductions may include the following: Prior year budget violation, prior year virtual credits or transportation adjustments.

Col 40 - Adjusted Legal General Fund; Column 38 less Column 39

Col 45 - Legal LOB: Lesser of Column 43 or Column 44.



900 S.W. Jackson Street, Suite 102
Topeka, Kansas 66612-1212
(785) 296-3201
www.ksde.org

June 16, 2020

David Younger, Superintendent
USD 214 Ulysses
111 S. Baughman
Ulysses, KS 67880-2402

FINAL AUDITED LEGAL MAX

Dear Mr. Younger,

For the 2019-20 school year, the legal general fund is **\$11,330,198** and the legal local option budget (LOB) is **\$3,488,823**. Under KSA 72-5131, the general fund budget is computed using preceding years' enrollment plus current year weightings multiplied times the BASE of \$4,436, plus virtual state aid. The LOB base general fund calculation starts with the total weighted enrollment, excluding special education, KAMS and virtual state aid. This total is multiplied by the LOB BASE of \$4,558, the higher of the 2008-2009 or current year special education state aid is added, and the sum is multiplied by the authorized district LOB percentage to obtain the maximum LOB budget.

Enclosed is a printout showing data used to compute the general fund and LOB: a) preceding years' enrollment; b) current year total WTD FTE and c) virtual state aid. This information is based upon audited enrollment. To view the complete data used to calculate the individual weightings, download the "FY 2020 Legal Max Final" from the school finance website: <https://www.ksde.org/Agency/Fiscal-and-Administrative-Services/School-Finance/Legal-Max-General-Fund-School-Finance-Studies>

The final legal maximum general fund is based upon actual Special Education state aid and Virtual Credits (20 and over) reported on the local effort. All special education state aid must be deposited in the general fund and transferred to the special education fund.

Under KSA 72-5148 (b) (3), the portion of the school district's state Foundation aid attributable to the transportation weighting shall not be in excess of 110% of the school district's total expenditures for regular route transportation from all funds for the immediately preceding school year. The current year general fund budget will be reduced by any amount in excess of the 110% cap. These expenditures are reflected on the "Overall Audit Summary" for the 2018-19 school year recently completed by KSDE.

Kansas leads the world in the success of each student.

In addition, school districts expending money in excess of the prior year legal maximum general fund budget are in violation of Kansas statute. After review of the local CPA audit for the prior year, the current year general fund budget will be reduced by any over expenditure.

If there are any discrepancies or questions regarding this letter, please contact School Finance as soon as possible.

Sincerely,

A handwritten signature in black ink, appearing to read 'Dale M. Dennis', with a long horizontal flourish extending to the right.

Dale M. Dennis, Deputy Commissioner
Division of Fiscal & Administrative Services

A handwritten signature in black ink, appearing to read 'Craig Neuenswander', with a horizontal line drawn underneath the signature.

Craig Neuenswander, Director
School Finance

cc: District Clerk
President of Board

Enclosure

June 16, 2020

FINAL AUDITED LEGAL MAX

USD 214 Ulysses

2019-20 Legal Maximum General Fund Budget

(General Fund computed using \$4,436 BASE)

<u>Col 1</u>	<u>Col 2</u>	<u>Col 3</u>	<u>Col 4</u>	<u>Col 5</u>		<u>Col 7</u>	<u>Col 8</u>	<u>Col 9</u>	<u>Col 11</u>
FTE Enroll (excl Preschool- Aged AR & virtual) 9/20/16 & 2/20/17	FTE Enroll (excl Preschool- Aged AR & virtual) 9/20/17 & 2/20/18	FTE Enroll (excl Preschool- Aged AR & virtual) 9/20/18 & 2/20/19	Adjusted Enrollment	Preschool-Aged At-Risk (9/20 plus 2/20)		Total Adj. Enrollment (incl Preschool-Aged At-Risk)	Low & High Enrollment WTD FTE	Bilingual (max Hrs or Hdct) WTD FTE	Career/ Tech Ed WTD FTE
1,633.0	1,599.7	1,545.0	1,599.7	20.0		1,619.7	58.0	107.7	38.7
<u>Col 14</u>	<u>Col 17</u>	<u>Col 19</u>	<u>Col 23</u>	<u>Col 24</u>	<u>Col 26</u>	<u>Col 28</u>	<u>Col 29</u>		<u>Col 34</u>
At-Risk (Free Lunch) WTD FTE	High Density At-Risk WTD FTE	School Facilities WTD FTE	Trans- portation WTD FTE	Ancillary WTD FTE	Cost of Living WTD FTE	Special Education WTD FTE	KAMS FTE	Total WTD FTE (incl SPED)	Virtual State Aid
374.6	74.9	0.0	59.7	0.0	0.0	208.0	0.0	2,541.3	93,150
<u>Col 36</u>	<u>Col 37</u>	<u>Col 38</u>	<u>Col 39</u>	<u>Col 40</u>	<u>Col 41</u>	<u>Col 42</u>	<u>Col 43</u>	<u>Col 44</u>	<u>Col 45</u>
Computed General Fund	Adopted General Fund	Legal Max General Fund (before reductions)	Prior Year Total Reductions	2019-20 Adj. Legal General Fund Budget	2019-20 LOB Base General Fund	2019-20 LOB Authorized Percent	Computed Local Option Budget	Adopted Local Option Budget	Legal Max LOB Budget
11,366,357	11,560,234	11,366,357	-36,159	11,330,198	11,629,411	30.00%	3,488,823	3,533,053	3,488,823

Column Notes

Col 4 - Higher of 1st preceding year, 2nd preceding year or 3-year average (if eligible).

Col 7 - Column 4 plus current Preschool-Aged At Risk.

Col 9 - Higher of Bilingual Contact Hours weighting or Bilingual Headcount weighting.

Col 11 - Career/Tech Ed contact hours divided by 6 then multiplied times factor (0.5).

Col 14 - Free Meals times Free Lunch Factor (0.484).

Col 17 - Higher of USD level or School level high density at-risk.

Col 23 - Higher of 2019-20 or 2016-17 transportation state aid converted to WTD FTE. (expires 6-30-2021)

Col 34 - Virtual Full-Time = \$5,000; Virtual Part-Time = \$1,700; Virtual Credits (Max 6 credits) = \$709.

Col 38 - Legal General Fund; Lesser of Column 36 or Column 37.

Col 39 - Reductions may include the following: Prior year budget violation, prior year virtual credits or transportation adjustments.

Col 40 - Adjusted Legal General Fund; Column 38 less Column 39

Col 45 - Legal LOB: Lesser of Column 43 or Column 44.



900 S.W. Jackson Street, Suite 102
Topeka, Kansas 66612-1212
(785) 296-3201
www.ksde.org

June 16, 2020

Larry Lyder, Superintendent
USD 215 Lakin
1003 W Kingman
Lakin, KS 67860

FINAL AUDITED LEGAL MAX

Dear Mr. Lyder,

For the 2019-20 school year, the legal general fund is **\$5,325,862** and the legal local option budget (LOB) is **\$1,645,394**. Under KSA 72-5131, the general fund budget is computed using preceding years' enrollment plus current year weightings multiplied times the BASE of \$4,436, plus virtual state aid. The LOB base general fund calculation starts with the total weighted enrollment, excluding special education, KAMS and virtual state aid. This total is multiplied by the LOB BASE of \$4,558, the higher of the 2008-2009 or current year special education state aid is added, and the sum is multiplied by the authorized district LOB percentage to obtain the maximum LOB budget.

Enclosed is a printout showing data used to compute the general fund and LOB: a) preceding years' enrollment; b) current year total WTD FTE and c) virtual state aid. This information is based upon audited enrollment. To view the complete data used to calculate the individual weightings, download the "FY 2020 Legal Max Final" from the school finance website: <https://www.ksde.org/Agency/Fiscal-and-Administrative-Services/School-Finance/Legal-Max-General-Fund-School-Finance-Studies>

The final legal maximum general fund is based upon actual Special Education state aid and Virtual Credits (20 and over) reported on the local effort. All special education state aid must be deposited in the general fund and transferred to the special education fund.

Under KSA 72-5148 (b) (3), the portion of the school district's state Foundation aid attributable to the transportation weighting shall not be in excess of 110% of the school district's total expenditures for regular route transportation from all funds for the immediately preceding school year. The current year general fund budget will be reduced by any amount in excess of the 110% cap. These expenditures are reflected on the "Overall Audit Summary" for the 2018-19 school year recently completed by KSDE.

Kansas leads the world in the success of each student.

In addition, school districts expending money in excess of the prior year legal maximum general fund budget are in violation of Kansas statute. After review of the local CPA audit for the prior year, the current year general fund budget will be reduced by any over expenditure.

If there are any discrepancies or questions regarding this letter, please contact School Finance as soon as possible.

Sincerely,

A handwritten signature in black ink, appearing to read 'Dale M. Dennis', with a stylized, flowing script.

Dale M. Dennis, Deputy Commissioner
Division of Fiscal & Administrative Services

A handwritten signature in black ink, appearing to read 'Craig Neuenswander', with a stylized, flowing script.

Craig Neuenswander, Director
School Finance

cc: District Clerk
President of Board

Enclosure

June 16, 2020

FINAL AUDITED LEGAL MAX

USD 215 Lakin

2019-20 Legal Maximum General Fund Budget

(General Fund computed using \$4,436 BASE)

<u>Col 1</u>	<u>Col 2</u>	<u>Col 3</u>	<u>Col 4</u>	<u>Col 5</u>		<u>Col 7</u>	<u>Col 8</u>	<u>Col 9</u>	<u>Col 11</u>
FTE Enroll (excl Preschool- Aged AR & virtual) 9/20/16 & 2/20/17	FTE Enroll (excl Preschool- Aged AR & virtual) 9/20/17 & 2/20/18	FTE Enroll (excl Preschool- Aged AR & virtual) 9/20/18 & 2/20/19	Adjusted Enrollment	Preschool-Aged At-Risk (9/20 plus 2/20)		Total Adj. Enrollment (incl Preschool-Aged At-Risk)	Low & High Enrollment WTD FTE	Bilingual (max Hrs or Hdct) WTD FTE	Career/ Tech Ed WTD FTE
617.0	639.0	641.0	641.0	10.0		651.0	237.6	21.1	11.3
<u>Col 14</u>	<u>Col 17</u>	<u>Col 19</u>	<u>Col 23</u>	<u>Col 24</u>	<u>Col 26</u>	<u>Col 28</u>	<u>Col 29</u>		<u>Col 34</u>
At-Risk (Free Lunch) WTD FTE	High Density At-Risk WTD FTE	School Facilities WTD FTE	Trans- portation WTD FTE	Ancillary WTD FTE	Cost of Living WTD FTE	Special Education WTD FTE	KAMS FTE	Total WTD FTE (incl SPED)	Virtual State Aid
143.3	20.0	0.0	32.0	0.0	0.0	84.3	0.0	1,200.6	0
<u>Col 36</u>	<u>Col 37</u>	<u>Col 38</u>	<u>Col 39</u>	<u>Col 40</u>	<u>Col 41</u>	<u>Col 42</u>	<u>Col 43</u>	<u>Col 44</u>	<u>Col 45</u>
Computed General Fund	Adopted General Fund	Legal Max General Fund (before reductions)	Prior Year Total Reductions	2019-20 Adj. Legal General Fund Budget	2019-20 LOB Base General Fund	2019-20 LOB Authorized Percent	Computed Local Option Budget	Adopted Local Option Budget	Legal Max LOB Budget
5,325,862	5,610,653	5,325,862	0	5,325,862	5,484,646	30.00%	1,645,394	1,725,937	1,645,394

Column Notes

- Col 4 - Higher of 1st preceding year, 2nd preceding year or 3-year average (if eligible).
- Col 7 - Column 4 plus current Preschool-Aged At Risk.
- Col 9 - Higher of Bilingual Contact Hours weighting or Bilingual Headcount weighting.
- Col 11 - Career/Tech Ed contact hours divided by 6 then multiplied times factor (0.5).
- Col 14 - Free Meals times Free Lunch Factor (0.484).
- Col 17 - Higher of USD level or School level high density at-risk.
- Col 23 - Higher of 2019-20 or 2016-17 transportation state aid converted to WTD FTE. (expires 6-30-2021)
- Col 34 - Virtual Full-Time = \$5,000; Virtual Part-Time = \$1,700; Virtual Credits (Max 6 credits) = \$709.
- Col 38 - Legal General Fund; Lesser of Column 36 or Column 37.
- Col 39 - Reductions may include the following: Prior year budget violation, prior year virtual credits or transportation adjustments.
- Col 40 - Adjusted Legal General Fund; Column 38 less Column 39
- Col 45 - Legal LOB: Lesser of Column 43 or Column 44.



900 S.W. Jackson Street, Suite 102
Topeka, Kansas 66612-1212
(785) 296-3201
www.ksde.org

June 16, 2020

Daniel Slack, Superintendent
USD 216 Deerfield
803 Beech Street
Deerfield, KS 67838-0274

FINAL AUDITED LEGAL MAX

Dear Dr. Slack,

For the 2019-20 school year, the legal general fund is **\$2,082,258** and the legal local option budget (LOB) is **\$733,074**. Under KSA 72-5131, the general fund budget is computed using preceding years' enrollment plus current year weightings multiplied times the BASE of \$4,436, plus virtual state aid. The LOB base general fund calculation starts with the total weighted enrollment, excluding special education, KAMS and virtual state aid. This total is multiplied by the LOB BASE of \$4,558, the higher of the 2008-2009 or current year special education state aid is added, and the sum is multiplied by the authorized district LOB percentage to obtain the maximum LOB budget.

Enclosed is a printout showing data used to compute the general fund and LOB: a) preceding years' enrollment; b) current year total WTD FTE and c) virtual state aid. This information is based upon audited enrollment. To view the complete data used to calculate the individual weightings, download the "FY 2020 Legal Max Final" from the school finance website: <https://www.ksde.org/Agency/Fiscal-and-Administrative-Services/School-Finance/Legal-Max-General-Fund-School-Finance-Studies>

The final legal maximum general fund is based upon actual Special Education state aid and Virtual Credits (20 and over) reported on the local effort. All special education state aid must be deposited in the general fund and transferred to the special education fund.

Under KSA 72-5148 (b) (3), the portion of the school district's state Foundation aid attributable to the transportation weighting shall not be in excess of 110% of the school district's total expenditures for regular route transportation from all funds for the immediately preceding school year. The current year general fund budget will be reduced by any amount in excess of the 110% cap. These expenditures are reflected on the "Overall Audit Summary" for the 2018-19 school year recently completed by KSDE.

Kansas leads the world in the success of each student.

In addition, school districts expending money in excess of the prior year legal maximum general fund budget are in violation of Kansas statute. After review of the local CPA audit for the prior year, the current year general fund budget will be reduced by any over expenditure.

If there are any discrepancies or questions regarding this letter, please contact School Finance as soon as possible.

Sincerely,

A handwritten signature in black ink, appearing to read 'Dale M. Dennis', with a long horizontal flourish extending to the right.

Dale M. Dennis, Deputy Commissioner
Division of Fiscal & Administrative Services

A handwritten signature in black ink, appearing to read 'Craig Neuenswander', with a horizontal line drawn underneath.

Craig Neuenswander, Director
School Finance

cc: District Clerk
President of Board

Enclosure

June 16, 2020

FINAL AUDITED LEGAL MAX

USD 216 Deerfield

2019-20 Legal Maximum General Fund Budget

(General Fund computed using \$4,436 BASE)

<u>Col 1</u>	<u>Col 2</u>	<u>Col 3</u>	<u>Col 4</u>	<u>Col 5</u>		<u>Col 7</u>	<u>Col 8</u>	<u>Col 9</u>	<u>Col 11</u>
FTE Enroll (excl Preschool- Aged AR & virtual) 9/20/16 & 2/20/17	FTE Enroll (excl Preschool- Aged AR & virtual) 9/20/17 & 2/20/18	FTE Enroll (excl Preschool- Aged AR & virtual) 9/20/18 & 2/20/19	Adjusted Enrollment	Preschool-Aged At-Risk (9/20 plus 2/20)		Total Adj. Enrollment (incl Preschool-Aged At-Risk)	Low & High Enrollment WTD FTE	Bilingual (max Hrs or Hdct) WTD FTE	Career/ Tech Ed WTD FTE
196.5	180.0	182.0	182.0	6.5		188.5	147.0	23.1	5.9
<u>Col 14</u>	<u>Col 17</u>	<u>Col 19</u>	<u>Col 23</u>	<u>Col 24</u>	<u>Col 26</u>	<u>Col 28</u>	<u>Col 29</u>		<u>Col 34</u>
At-Risk (Free Lunch) WTD FTE	High Density At-Risk WTD FTE	School Facilities WTD FTE	Trans- portation WTD FTE	Ancillary WTD FTE	Cost of Living WTD FTE	Special Education WTD FTE	KAMS FTE	Total WTD FTE (incl SPED)	Virtual State Aid
59.0	12.8	0.0	5.9	0.0	0.0	27.2	0.0	469.4	0
<u>Col 36</u>	<u>Col 37</u>	<u>Col 38</u>	<u>Col 39</u>	<u>Col 40</u>	<u>Col 41</u>	<u>Col 42</u>	<u>Col 43</u>	<u>Col 44</u>	<u>Col 45</u>
Computed General Fund	Adopted General Fund	Legal Max General Fund (before reductions)	Prior Year Total Reductions	2019-20 Adj. Legal General Fund Budget	2019-20 LOB Base General Fund	2019-20 LOB Authorized Percent	Computed Local Option Budget	Adopted Local Option Budget	Legal Max LOB Budget
2,082,258	2,253,044	2,082,258	0	2,082,258	2,221,437	33.00%	733,074	782,711	733,074

Column Notes

Col 4 - Higher of 1st preceding year, 2nd preceding year or 3-year average (if eligible).

Col 7 - Column 4 plus current Preschool-Aged At Risk.

Col 9 - Higher of Bilingual Contact Hours weighting or Bilingual Headcount weighting.

Col 11 - Career/Tech Ed contact hours divided by 6 then multiplied times factor (0.5).

Col 14 - Free Meals times Free Lunch Factor (0.484).

Col 17 - Higher of USD level or School level high density at-risk.

Col 23 - Higher of 2019-20 or 2016-17 transportation state aid converted to WTD FTE. (expires 6-30-2021)

Col 34 - Virtual Full-Time = \$5,000; Virtual Part-Time = \$1,700; Virtual Credits (Max 6 credits) = \$709.

Col 38 - Legal General Fund; Lesser of Column 36 or Column 37.

Col 39 - Reductions may include the following: Prior year budget violation, prior year virtual credits or transportation adjustments.

Col 40 - Adjusted Legal General Fund; Column 38 less Column 39

Col 45 - Legal LOB: Lesser of Column 43 or Column 44.



900 S.W. Jackson Street, Suite 102
Topeka, Kansas 66612-1212
(785) 296-3201
www.ksde.org

June 16, 2020

John Barrett, Superintendent
USD 217 Rolla
Box 167
Rolla, KS 67954-0167

FINAL AUDITED LEGAL MAX

Dear Mr. Barrett,

For the 2019-20 school year, the legal general fund is **\$1,301,522** and the legal local option budget (LOB) is **\$462,382**. Under KSA 72-5131, the general fund budget is computed using preceding years' enrollment plus current year weightings multiplied times the BASE of \$4,436, plus virtual state aid. The LOB base general fund calculation starts with the total weighted enrollment, excluding special education, KAMS and virtual state aid. This total is multiplied by the LOB BASE of \$4,558, the higher of the 2008-2009 or current year special education state aid is added, and the sum is multiplied by the authorized district LOB percentage to obtain the maximum LOB budget.

Enclosed is a printout showing data used to compute the general fund and LOB: a) preceding years' enrollment; b) current year total WTD FTE and c) virtual state aid. This information is based upon audited enrollment. To view the complete data used to calculate the individual weightings, download the "FY 2020 Legal Max Final" from the school finance website: <https://www.ksde.org/Agency/Fiscal-and-Administrative-Services/School-Finance/Legal-Max-General-Fund-School-Finance-Studies>

The final legal maximum general fund is based upon actual Special Education state aid and Virtual Credits (20 and over) reported on the local effort. All special education state aid must be deposited in the general fund and transferred to the special education fund.

Under KSA 72-5148 (b) (3), the portion of the school district's state Foundation aid attributable to the transportation weighting shall not be in excess of 110% of the school district's total expenditures for regular route transportation from all funds for the immediately preceding school year. The current year general fund budget will be reduced by any amount in excess of the 110% cap. These expenditures are reflected on the "Overall Audit Summary" for the 2018-19 school year recently completed by KSDE.

Kansas leads the world in the success of each student.

In addition, school districts expending money in excess of the prior year legal maximum general fund budget are in violation of Kansas statute. After review of the local CPA audit for the prior year, the current year general fund budget will be reduced by any over expenditure.

If there are any discrepancies or questions regarding this letter, please contact School Finance as soon as possible.

Sincerely,



Dale M. Dennis, Deputy Commissioner
Division of Fiscal & Administrative Services



Craig Neuenswander, Director
School Finance

cc: District Clerk
President of Board

Enclosure

June 16, 2020

FINAL AUDITED LEGAL MAX

USD 217 Rolla

2019-20 Legal Maximum General Fund Budget

(General Fund computed using \$4,436 BASE)

<u>Col 1</u>	<u>Col 2</u>	<u>Col 3</u>	<u>Col 4</u>	<u>Col 5</u>		<u>Col 7</u>	<u>Col 8</u>	<u>Col 9</u>	<u>Col 11</u>
FTE Enroll (excl Preschool- Aged AR & virtual) 9/20/16 & 2/20/17	FTE Enroll (excl Preschool- Aged AR & virtual) 9/20/17 & 2/20/18	FTE Enroll (excl Preschool- Aged AR & virtual) 9/20/18 & 2/20/19	Adjusted Enrollment	Preschool-Aged At-Risk (9/20 plus 2/20)		Total Adj. Enrollment (incl Preschool-Aged At-Risk)	Low & High Enrollment WTD FTE	Bilingual (max Hrs or Hdct) WTD FTE	Career/ Tech Ed WTD FTE
132.5	115.0	113.0	115.0	2.5		117.5	113.7	8.4	1.6
<u>Col 14</u>	<u>Col 17</u>	<u>Col 19</u>	<u>Col 23</u>	<u>Col 24</u>	<u>Col 26</u>	<u>Col 28</u>	<u>Col 29</u>		<u>Col 34</u>
At-Risk (Free Lunch) WTD FTE	High Density At-Risk WTD FTE	School Facilities WTD FTE	Trans- portation WTD FTE	Ancillary WTD FTE	Cost of Living WTD FTE	Special Education WTD FTE	KAMS FTE	Total WTD FTE (incl SPED)	Virtual State Aid
19.8	2.7	0.0	11.6	0.0	0.0	18.1	0.0	293.4	0
<u>Col 36</u>	<u>Col 37</u>	<u>Col 38</u>	<u>Col 39</u>	<u>Col 40</u>	<u>Col 41</u>	<u>Col 42</u>	<u>Col 43</u>	<u>Col 44</u>	<u>Col 45</u>
Computed General Fund	Adopted General Fund	Legal Max General Fund (before reductions)	Prior Year Total Reductions	2019-20 Adj. Legal General Fund Budget	2019-20 LOB Base General Fund	2019-20 LOB Authorized Percent	Computed Local Option Budget	Adopted Local Option Budget	Legal Max LOB Budget
1,301,522	1,329,469	1,301,522	0	1,301,522	1,401,157	33.00%	462,382	467,947	462,382

Column Notes

Col 4 - Higher of 1st preceding year, 2nd preceding year or 3-year average (if eligible).

Col 7 - Column 4 plus current Preschool-Aged At Risk.

Col 9 - Higher of Bilingual Contact Hours weighting or Bilingual Headcount weighting.

Col 11 - Career/Tech Ed contact hours divided by 6 then multiplied times factor (0.5).

Col 14 - Free Meals times Free Lunch Factor (0.484).

Col 17 - Higher of USD level or School level high density at-risk.

Col 23 - Higher of 2019-20 or 2016-17 transportation state aid converted to WTD FTE. (expires 6-30-2021)

Col 34 - Virtual Full-Time = \$5,000; Virtual Part-Time = \$1,700; Virtual Credits (Max 6 credits) = \$709.

Col 38 - Legal General Fund; Lesser of Column 36 or Column 37.

Col 39 - Reductions may include the following: Prior year budget violation, prior year virtual credits or transportation adjustments.

Col 40 - Adjusted Legal General Fund; Column 38 less Column 39

Col 45 - Legal LOB: Lesser of Column 43 or Column 44.



900 S.W. Jackson Street, Suite 102
Topeka, Kansas 66612-1212
(785) 296-3201
www.ksde.org

June 16, 2020

Rex Richardson, Superintendent
USD 218 Elkhart
PO Box 999
Elkhart, KS 67950

FINAL AUDITED LEGAL MAX

Dear Mr. Richardson,

For the 2019-20 school year, the legal general fund is **\$7,481,554** and the legal local option budget (LOB) is **\$1,158,512**. Under KSA 72-5131, the general fund budget is computed using preceding years' enrollment plus current year weightings multiplied times the BASE of \$4,436, plus virtual state aid. The LOB base general fund calculation starts with the total weighted enrollment, excluding special education, KAMS and virtual state aid. This total is multiplied by the LOB BASE of \$4,558, the higher of the 2008-2009 or current year special education state aid is added, and the sum is multiplied by the authorized district LOB percentage to obtain the maximum LOB budget.

Enclosed is a printout showing data used to compute the general fund and LOB: a) preceding years' enrollment; b) current year total WTD FTE and c) virtual state aid. This information is based upon audited enrollment. To view the complete data used to calculate the individual weightings, download the "FY 2020 Legal Max Final" from the school finance website: <https://www.ksde.org/Agency/Fiscal-and-Administrative-Services/School-Finance/Legal-Max-General-Fund-School-Finance-Studies>

The final legal maximum general fund is based upon actual Special Education state aid and Virtual Credits (20 and over) reported on the local effort. All special education state aid must be deposited in the general fund and transferred to the special education fund.

Under KSA 72-5148 (b) (3), the portion of the school district's state Foundation aid attributable to the transportation weighting shall not be in excess of 110% of the school district's total expenditures for regular route transportation from all funds for the immediately preceding school year. The current year general fund budget will be reduced by any amount in excess of the 110% cap. These expenditures are reflected on the "Overall Audit Summary" for the 2018-19 school year recently completed by KSDE.

Kansas leads the world in the success of each student.

In addition, school districts expending money in excess of the prior year legal maximum general fund budget are in violation of Kansas statute. After review of the local CPA audit for the prior year, the current year general fund budget will be reduced by any over expenditure.

If there are any discrepancies or questions regarding this letter, please contact School Finance as soon as possible.

Sincerely,

A handwritten signature in black ink, appearing to read 'Dale M. Dennis', with a stylized, flowing script.

Dale M. Dennis, Deputy Commissioner
Division of Fiscal & Administrative Services

A handwritten signature in black ink, appearing to read 'Craig Neuenswander', with a stylized, flowing script.

Craig Neuenswander, Director
School Finance

cc: District Clerk
President of Board

Enclosure

June 16, 2020

FINAL AUDITED LEGAL MAX

USD 218 Elkhart

2019-20 Legal Maximum General Fund Budget

(General Fund computed using \$4,436 BASE)

<u>Col 1</u>	<u>Col 2</u>	<u>Col 3</u>	<u>Col 4</u>	<u>Col 5</u>		<u>Col 7</u>	<u>Col 8</u>	<u>Col 9</u>	<u>Col 11</u>
FTE Enroll (excl Preschool- Aged AR & virtual) 9/20/16 & 2/20/17	FTE Enroll (excl Preschool- Aged AR & virtual) 9/20/17 & 2/20/18	FTE Enroll (excl Preschool- Aged AR & virtual) 9/20/18 & 2/20/19	Adjusted Enrollment	Preschool-Aged At-Risk (9/20 plus 2/20)		Total Adj. Enrollment (incl Preschool-Aged At-Risk)	Low & High Enrollment WTD FTE	Bilingual (max Hrs or Hdct) WTD FTE	Career/ Tech Ed WTD FTE
453.9	420.2	407.2	420.2	6.3		426.5	188.2	21.7	11.4
<u>Col 14</u>	<u>Col 17</u>	<u>Col 19</u>	<u>Col 23</u>	<u>Col 24</u>	<u>Col 26</u>	<u>Col 28</u>	<u>Col 29</u>		<u>Col 34</u>
At-Risk (Free Lunch) WTD FTE	High Density At-Risk WTD FTE	School Facilities WTD FTE	Trans- portation WTD FTE	Ancillary WTD FTE	Cost of Living WTD FTE	Special Education WTD FTE	KAMS FTE	Total WTD FTE (incl SPED)	Virtual State Aid
88.6	9.7	0.0	15.4	0.0	0.0	57.2	0.0	818.7	3,854,410
<u>Col 36</u>	<u>Col 37</u>	<u>Col 38</u>	<u>Col 39</u>	<u>Col 40</u>	<u>Col 41</u>	<u>Col 42</u>	<u>Col 43</u>	<u>Col 44</u>	<u>Col 45</u>
Computed General Fund	Adopted General Fund	Legal Max General Fund (before reductions)	Prior Year Total Reductions	2019-20 Adj. Legal General Fund Budget	2019-20 LOB Base General Fund	2019-20 LOB Authorized Percent	Computed Local Option Budget	Adopted Local Option Budget	Legal Max LOB Budget
7,486,163	8,266,871	7,486,163	-4,609	7,481,554	3,861,706	30.00%	1,158,512	1,236,727	1,158,512

Column Notes

- Col 4 - Higher of 1st preceding year, 2nd preceding year or 3-year average (if eligible).
- Col 7 - Column 4 plus current Preschool-Aged At Risk.
- Col 9 - Higher of Bilingual Contact Hours weighting or Bilingual Headcount weighting.
- Col 11 - Career/Tech Ed contact hours divided by 6 then multiplied times factor (0.5).
- Col 14 - Free Meals times Free Lunch Factor (0.484).
- Col 17 - Higher of USD level or School level high density at-risk.
- Col 23 - Higher of 2019-20 or 2016-17 transportation state aid converted to WTD FTE. (expires 6-30-2021)
- Col 34 - Virtual Full-Time = \$5,000; Virtual Part-Time = \$1,700; Virtual Credits (Max 6 credits) = \$709.
- Col 38 - Legal General Fund; Lesser of Column 36 or Column 37.
- Col 39 - Reductions may include the following: Prior year budget violation, prior year virtual credits or transportation adjustments.
- Col 40 - Adjusted Legal General Fund; Column 38 less Column 39
- Col 45 - Legal LOB: Lesser of Column 43 or Column 44.



900 S.W. Jackson Street, Suite 102
Topeka, Kansas 66612-1212
(785) 296-3201
www.ksde.org

June 16, 2020

Mark Walker, Superintendent
USD 219 Minneola
P O Box 157
Minneola, KS 67865-0157

FINAL AUDITED LEGAL MAX

Dear Mr. Walker,

For the 2019-20 school year, the legal general fund is **\$2,231,364** and the legal local option budget (LOB) is **\$708,410**. Under KSA 72-5131, the general fund budget is computed using preceding years' enrollment plus current year weightings multiplied times the BASE of \$4,436, plus virtual state aid. The LOB base general fund calculation starts with the total weighted enrollment, excluding special education, KAMS and virtual state aid. This total is multiplied by the LOB BASE of \$4,558, the higher of the 2008-2009 or current year special education state aid is added, and the sum is multiplied by the authorized district LOB percentage to obtain the maximum LOB budget.

Enclosed is a printout showing data used to compute the general fund and LOB: a) preceding years' enrollment; b) current year total WTD FTE and c) virtual state aid. This information is based upon audited enrollment. To view the complete data used to calculate the individual weightings, download the "FY 2020 Legal Max Final" from the school finance website: <https://www.ksde.org/Agency/Fiscal-and-Administrative-Services/School-Finance/Legal-Max-General-Fund-School-Finance-Studies>

The final legal maximum general fund is based upon actual Special Education state aid and Virtual Credits (20 and over) reported on the local effort. All special education state aid must be deposited in the general fund and transferred to the special education fund.

Under KSA 72-5148 (b) (3), the portion of the school district's state Foundation aid attributable to the transportation weighting shall not be in excess of 110% of the school district's total expenditures for regular route transportation from all funds for the immediately preceding school year. The current year general fund budget will be reduced by any amount in excess of the 110% cap. These expenditures are reflected on the "Overall Audit Summary" for the 2018-19 school year recently completed by KSDE.

Kansas leads the world in the success of each student.

In addition, school districts expending money in excess of the prior year legal maximum general fund budget are in violation of Kansas statute. After review of the local CPA audit for the prior year, the current year general fund budget will be reduced by any over expenditure.

If there are any discrepancies or questions regarding this letter, please contact School Finance as soon as possible.

Sincerely,

A handwritten signature in black ink, appearing to read 'Dale M. Dennis', with a long horizontal flourish extending to the right.

Dale M. Dennis, Deputy Commissioner
Division of Fiscal & Administrative Services

A handwritten signature in black ink, appearing to read 'Craig Neuenswander', with a horizontal line drawn underneath the signature.

Craig Neuenswander, Director
School Finance

cc: District Clerk
President of Board

Enclosure

June 16, 2020

FINAL AUDITED LEGAL MAX

USD 219 Minneola

2019-20 Legal Maximum General Fund Budget

(General Fund computed using \$4,436 BASE)

<u>Col 1</u>	<u>Col 2</u>	<u>Col 3</u>	<u>Col 4</u>	<u>Col 5</u>		<u>Col 7</u>	<u>Col 8</u>	<u>Col 9</u>	<u>Col 11</u>
FTE Enroll (excl Preschool- Aged AR & virtual) 9/20/16 & 2/20/17	FTE Enroll (excl Preschool- Aged AR & virtual) 9/20/17 & 2/20/18	FTE Enroll (excl Preschool- Aged AR & virtual) 9/20/18 & 2/20/19	Adjusted Enrollment	Preschool-Aged At-Risk (9/20 plus 2/20)		Total Adj. Enrollment (incl Preschool-Aged At-Risk)	Low & High Enrollment WTD FTE	Bilingual (max Hrs or Hdct) WTD FTE	Career/ Tech Ed WTD FTE
243.5	236.5	237.5	237.5	2.5		240.0	154.4	0.0	0.0
<u>Col 14</u>	<u>Col 17</u>	<u>Col 19</u>	<u>Col 23</u>	<u>Col 24</u>	<u>Col 26</u>	<u>Col 28</u>	<u>Col 29</u>		<u>Col 34</u>
At-Risk (Free Lunch) WTD FTE	High Density At-Risk WTD FTE	School Facilities WTD FTE	Trans- portation WTD FTE	Ancillary WTD FTE	Cost of Living WTD FTE	Special Education WTD FTE	KAMS FTE	Total WTD FTE (incl SPED)	Virtual State Aid
48.4	5.1	0.0	15.8	0.0	0.0	40.6	0.0	504.3	0
<u>Col 36</u>	<u>Col 37</u>	<u>Col 38</u>	<u>Col 39</u>	<u>Col 40</u>	<u>Col 41</u>	<u>Col 42</u>	<u>Col 43</u>	<u>Col 44</u>	<u>Col 45</u>
Computed General Fund	Adopted General Fund	Legal Max General Fund (before reductions)	Prior Year Total Reductions	2019-20 Adj. Legal General Fund Budget	2019-20 LOB Base General Fund	2019-20 LOB Authorized Percent	Computed Local Option Budget	Adopted Local Option Budget	Legal Max LOB Budget
2,237,075	2,296,517	2,237,075	-5,711	2,231,364	2,361,368	30.00%	708,410	712,786	708,410

Column Notes

- Col 4 - Higher of 1st preceding year, 2nd preceding year or 3-year average (if eligible).
- Col 7 - Column 4 plus current Preschool-Aged At Risk.
- Col 9 - Higher of Bilingual Contact Hours weighting or Bilingual Headcount weighting.
- Col 11 - Career/Tech Ed contact hours divided by 6 then multiplied times factor (0.5).
- Col 14 - Free Meals times Free Lunch Factor (0.484).
- Col 17 - Higher of USD level or School level high density at-risk.
- Col 23 - Higher of 2019-20 or 2016-17 transportation state aid converted to WTD FTE. (expires 6-30-2021)
- Col 34 - Virtual Full-Time = \$5,000; Virtual Part-Time = \$1,700; Virtual Credits (Max 6 credits) = \$709.
- Col 38 - Legal General Fund; Lesser of Column 36 or Column 37.
- Col 39 - Reductions may include the following: Prior year budget violation, prior year virtual credits or transportation adjustments.
- Col 40 - Adjusted Legal General Fund; Column 38 less Column 39
- Col 45 - Legal LOB: Lesser of Column 43 or Column 44.



900 S.W. Jackson Street, Suite 102
Topeka, Kansas 66612-1212
(785) 296-3201
www.ksde.org

June 16, 2020

Jamie Wetig, Superintendent
USD 220 Ashland
P.O. Box 187
Ashland, KS 67831-0187

FINAL AUDITED LEGAL MAX

Dear Mr. Wetig,

For the 2019-20 school year, the legal general fund is **\$2,056,530** and the legal local option budget (LOB) is **\$645,125**. Under KSA 72-5131, the general fund budget is computed using preceding years' enrollment plus current year weightings multiplied times the BASE of \$4,436, plus virtual state aid. The LOB base general fund calculation starts with the total weighted enrollment, excluding special education, KAMS and virtual state aid. This total is multiplied by the LOB BASE of \$4,558, the higher of the 2008-2009 or current year special education state aid is added, and the sum is multiplied by the authorized district LOB percentage to obtain the maximum LOB budget.

Enclosed is a printout showing data used to compute the general fund and LOB: a) preceding years' enrollment; b) current year total WTD FTE and c) virtual state aid. This information is based upon audited enrollment. To view the complete data used to calculate the individual weightings, download the "FY 2020 Legal Max Final" from the school finance website: <https://www.ksde.org/Agency/Fiscal-and-Administrative-Services/School-Finance/Legal-Max-General-Fund-School-Finance-Studies>

The final legal maximum general fund is based upon actual Special Education state aid and Virtual Credits (20 and over) reported on the local effort. All special education state aid must be deposited in the general fund and transferred to the special education fund.

Under KSA 72-5148 (b) (3), the portion of the school district's state Foundation aid attributable to the transportation weighting shall not be in excess of 110% of the school district's total expenditures for regular route transportation from all funds for the immediately preceding school year. The current year general fund budget will be reduced by any amount in excess of the 110% cap. These expenditures are reflected on the "Overall Audit Summary" for the 2018-19 school year recently completed by KSDE.

Kansas leads the world in the success of each student.

In addition, school districts expending money in excess of the prior year legal maximum general fund budget are in violation of Kansas statute. After review of the local CPA audit for the prior year, the current year general fund budget will be reduced by any over expenditure.

If there are any discrepancies or questions regarding this letter, please contact School Finance as soon as possible.

Sincerely,

A handwritten signature in black ink, appearing to read 'Dale M. Dennis', with a stylized flourish at the end.

Dale M. Dennis, Deputy Commissioner
Division of Fiscal & Administrative Services

A handwritten signature in black ink, appearing to read 'Craig Neuenswander', with a horizontal line underneath.

Craig Neuenswander, Director
School Finance

cc: District Clerk
President of Board

Enclosure

June 16, 2020

FINAL AUDITED LEGAL MAX

USD 220 Ashland

2019-20 Legal Maximum General Fund Budget

(General Fund computed using \$4,436 BASE)

<u>Col 1</u>	<u>Col 2</u>	<u>Col 3</u>	<u>Col 4</u>	<u>Col 5</u>		<u>Col 7</u>	<u>Col 8</u>	<u>Col 9</u>	<u>Col 11</u>
FTE Enroll (excl Preschool- Aged AR & virtual) 9/20/16 & 2/20/17	FTE Enroll (excl Preschool- Aged AR & virtual) 9/20/17 & 2/20/18	FTE Enroll (excl Preschool- Aged AR & virtual) 9/20/18 & 2/20/19	Adjusted Enrollment	Preschool-Aged At-Risk (9/20 plus 2/20)		Total Adj. Enrollment (incl Preschool-Aged At-Risk)	Low & High Enrollment WTD FTE	Bilingual (max Hrs or Hdct) WTD FTE	Career/ Tech Ed WTD FTE
191.6	208.0	207.3	208.0	1.5		209.5	151.7	3.3	2.2
<u>Col 14</u>	<u>Col 17</u>	<u>Col 19</u>	<u>Col 23</u>	<u>Col 24</u>	<u>Col 26</u>	<u>Col 28</u>	<u>Col 29</u>		<u>Col 34</u>
At-Risk (Free Lunch) WTD FTE	High Density At-Risk WTD FTE	School Facilities WTD FTE	Trans- portation WTD FTE	Ancillary WTD FTE	Cost of Living WTD FTE	Special Education WTD FTE	KAMS FTE	Total WTD FTE (incl SPED)	Virtual State Aid
36.8	4.1	0.0	20.6	0.0	0.0	35.4	0.0	463.6	0
<u>Col 36</u>	<u>Col 37</u>	<u>Col 38</u>	<u>Col 39</u>	<u>Col 40</u>	<u>Col 41</u>	<u>Col 42</u>	<u>Col 43</u>	<u>Col 44</u>	<u>Col 45</u>
Computed General Fund	Adopted General Fund	Legal Max General Fund (before reductions)	Prior Year Total Reductions	2019-20 Adj. Legal General Fund Budget	2019-20 LOB Base General Fund	2019-20 LOB Authorized Percent	Computed Local Option Budget	Adopted Local Option Budget	Legal Max LOB Budget
2,056,530	2,090,243	2,056,530	0	2,056,530	2,150,417	30.00%	645,125	653,740	645,125

Column Notes

Col 4 - Higher of 1st preceding year, 2nd preceding year or 3-year average (if eligible).

Col 7 - Column 4 plus current Preschool-Aged At Risk.

Col 9 - Higher of Bilingual Contact Hours weighting or Bilingual Headcount weighting.

Col 11 - Career/Tech Ed contact hours divided by 6 then multiplied times factor (0.5).

Col 14 - Free Meals times Free Lunch Factor (0.484).

Col 17 - Higher of USD level or School level high density at-risk.

Col 23 - Higher of 2019-20 or 2016-17 transportation state aid converted to WTD FTE. (expires 6-30-2021)

Col 34 - Virtual Full-Time = \$5,000; Virtual Part-Time = \$1,700; Virtual Credits (Max 6 credits) = \$709.

Col 38 - Legal General Fund; Lesser of Column 36 or Column 37.

Col 39 - Reductions may include the following: Prior year budget violation, prior year virtual credits or transportation adjustments.

Col 40 - Adjusted Legal General Fund; Column 38 less Column 39

Col 45 - Legal LOB: Lesser of Column 43 or Column 44.



900 S.W. Jackson Street, Suite 102
Topeka, Kansas 66612-1212
(785) 296-3201
www.ksde.org

June 16, 2020

John Whetzal, Superintendent
USD 223 Barnes
PO Box 188
Barnes, KS 66933-0188

FINAL AUDITED LEGAL MAX

Dear Mr. Whetzal,

For the 2019-20 school year, the legal general fund is **\$3,310,587** and the legal local option budget (LOB) is **\$1,015,369**. Under KSA 72-5131, the general fund budget is computed using preceding years' enrollment plus current year weightings multiplied times the BASE of \$4,436, plus virtual state aid. The LOB base general fund calculation starts with the total weighted enrollment, excluding special education, KAMS and virtual state aid. This total is multiplied by the LOB BASE of \$4,558, the higher of the 2008-2009 or current year special education state aid is added, and the sum is multiplied by the authorized district LOB percentage to obtain the maximum LOB budget.

Enclosed is a printout showing data used to compute the general fund and LOB: a) preceding years' enrollment; b) current year total WTD FTE and c) virtual state aid. This information is based upon audited enrollment. To view the complete data used to calculate the individual weightings, download the "FY 2020 Legal Max Final" from the school finance website: <https://www.ksde.org/Agency/Fiscal-and-Administrative-Services/School-Finance/Legal-Max-General-Fund-School-Finance-Studies>

The final legal maximum general fund is based upon actual Special Education state aid and Virtual Credits (20 and over) reported on the local effort. All special education state aid must be deposited in the general fund and transferred to the special education fund.

Under KSA 72-5148 (b) (3), the portion of the school district's state Foundation aid attributable to the transportation weighting shall not be in excess of 110% of the school district's total expenditures for regular route transportation from all funds for the immediately preceding school year. The current year general fund budget will be reduced by any amount in excess of the 110% cap. These expenditures are reflected on the "Overall Audit Summary" for the 2018-19 school year recently completed by KSDE.

Kansas leads the world in the success of each student.

In addition, school districts expending money in excess of the prior year legal maximum general fund budget are in violation of Kansas statute. After review of the local CPA audit for the prior year, the current year general fund budget will be reduced by any over expenditure.

If there are any discrepancies or questions regarding this letter, please contact School Finance as soon as possible.

Sincerely,



Dale M. Dennis, Deputy Commissioner
Division of Fiscal & Administrative Services



Craig Neuenswander, Director
School Finance

cc: District Clerk
President of Board

Enclosure

June 16, 2020

FINAL AUDITED LEGAL MAX

USD 223 Barnes

2019-20 Legal Maximum General Fund Budget

(General Fund computed using \$4,436 BASE)

<u>Col 1</u>	<u>Col 2</u>	<u>Col 3</u>	<u>Col 4</u>	<u>Col 5</u>		<u>Col 7</u>	<u>Col 8</u>	<u>Col 9</u>	<u>Col 11</u>
FTE Enroll (excl Preschool- Aged AR & virtual) 9/20/16 & 2/20/17	FTE Enroll (excl Preschool- Aged AR & virtual) 9/20/17 & 2/20/18	FTE Enroll (excl Preschool- Aged AR & virtual) 9/20/18 & 2/20/19	Adjusted Enrollment	Preschool-Aged At-Risk (9/20 plus 2/20)		Total Adj. Enrollment (incl Preschool-Aged At-Risk)	Low & High Enrollment WTD FTE	Bilingual (max Hrs or Hdct) WTD FTE	Career/ Tech Ed WTD FTE
367.4	368.8	365.0	368.8	0.0		368.8	169.9	6.1	11.8
<u>Col 14</u>	<u>Col 17</u>	<u>Col 19</u>	<u>Col 23</u>	<u>Col 24</u>	<u>Col 26</u>	<u>Col 28</u>	<u>Col 29</u>		<u>Col 34</u>
At-Risk (Free Lunch) WTD FTE	High Density At-Risk WTD FTE	School Facilities WTD FTE	Trans- portation WTD FTE	Ancillary WTD FTE	Cost of Living WTD FTE	Special Education WTD FTE	KAMS FTE	Total WTD FTE (incl SPED)	Virtual State Aid
46.9	0.0	0.0	40.2	0.0	0.0	101.6	1.0	746.3	0
<u>Col 36</u>	<u>Col 37</u>	<u>Col 38</u>	<u>Col 39</u>	<u>Col 40</u>	<u>Col 41</u>	<u>Col 42</u>	<u>Col 43</u>	<u>Col 44</u>	<u>Col 45</u>
Computed General Fund	Adopted General Fund	Legal Max General Fund (before reductions)	Prior Year Total Reductions	2019-20 Adj. Legal General Fund Budget	2019-20 LOB Base General Fund	2019-20 LOB Authorized Percent	Computed Local Option Budget	Adopted Local Option Budget	Legal Max LOB Budget
3,310,587	3,378,014	3,310,587	0	3,310,587	3,384,562	30.00%	1,015,369	1,035,700	1,015,369

Column Notes

- Col 4 - Higher of 1st preceding year, 2nd preceding year or 3-year average (if eligible).
Col 7 - Column 4 plus current Preschool-Aged At Risk.
Col 9 - Higher of Bilingual Contact Hours weighting or Bilingual Headcount weighting.
Col 11 - Career/Tech Ed contact hours divided by 6 then multiplied times factor (0.5).
Col 14 - Free Meals times Free Lunch Factor (0.484).
Col 17 - Higher of USD level or School level high density at-risk.
Col 23 - Higher of 2019-20 or 2016-17 transportation state aid converted to WTD FTE. (expires 6-30-2021)
Col 34 - Virtual Full-Time = \$5,000; Virtual Part-Time = \$1,700; Virtual Credits (Max 6 credits) = \$709.
Col 38 - Legal General Fund; Lesser of Column 36 or Column 37.
Col 39 - Reductions may include the following: Prior year budget violation, prior year virtual credits or transportation adjustments.
Col 40 - Adjusted Legal General Fund; Column 38 less Column 39
Col 45 - Legal LOB: Lesser of Column 43 or Column 44.



900 S.W. Jackson Street, Suite 102
Topeka, Kansas 66612-1212
(785) 296-3201
www.ksde.org

June 16, 2020

Lewis Baker Jr, Superintendent
USD 224 Clifton-Clyde
616 North High, Suite
Clyde, KS 66938-9637

FINAL AUDITED LEGAL MAX

Dear Mr. Baker,

For the 2019-20 school year, the legal general fund is **\$2,815,086** and the legal local option budget (LOB) is **\$879,400**. Under KSA 72-5131, the general fund budget is computed using preceding years' enrollment plus current year weightings multiplied times the BASE of \$4,436, plus virtual state aid. The LOB base general fund calculation starts with the total weighted enrollment, excluding special education, KAMS and virtual state aid. This total is multiplied by the LOB BASE of \$4,558, the higher of the 2008-2009 or current year special education state aid is added, and the sum is multiplied by the authorized district LOB percentage to obtain the maximum LOB budget.

Enclosed is a printout showing data used to compute the general fund and LOB: a) preceding years' enrollment; b) current year total WTD FTE and c) virtual state aid. This information is based upon audited enrollment. To view the complete data used to calculate the individual weightings, download the "FY 2020 Legal Max Final" from the school finance website: <https://www.ksde.org/Agency/Fiscal-and-Administrative-Services/School-Finance/Legal-Max-General-Fund-School-Finance-Studies>

The final legal maximum general fund is based upon actual Special Education state aid and Virtual Credits (20 and over) reported on the local effort. All special education state aid must be deposited in the general fund and transferred to the special education fund.

Under KSA 72-5148 (b) (3), the portion of the school district's state Foundation aid attributable to the transportation weighting shall not be in excess of 110% of the school district's total expenditures for regular route transportation from all funds for the immediately preceding school year. The current year general fund budget will be reduced by any amount in excess of the 110% cap. These expenditures are reflected on the "Overall Audit Summary" for the 2018-19 school year recently completed by KSDE.

Kansas leads the world in the success of each student.

In addition, school districts expending money in excess of the prior year legal maximum general fund budget are in violation of Kansas statute. After review of the local CPA audit for the prior year, the current year general fund budget will be reduced by any over expenditure.

If there are any discrepancies or questions regarding this letter, please contact School Finance as soon as possible.

Sincerely,



Dale M. Dennis, Deputy Commissioner
Division of Fiscal & Administrative Services



Craig Neuenswander, Director
School Finance

cc: District Clerk
President of Board

Enclosure

June 16, 2020

FINAL AUDITED LEGAL MAX

USD 224 Clifton-Clyde

2019-20 Legal Maximum General Fund Budget

(General Fund computed using \$4,436 BASE)

<u>Col 1</u>	<u>Col 2</u>	<u>Col 3</u>	<u>Col 4</u>	<u>Col 5</u>		<u>Col 7</u>	<u>Col 8</u>	<u>Col 9</u>	<u>Col 11</u>
FTE Enroll (excl Preschool- Aged AR & virtual) 9/20/16 & 2/20/17	FTE Enroll (excl Preschool- Aged AR & virtual) 9/20/17 & 2/20/18	FTE Enroll (excl Preschool- Aged AR & virtual) 9/20/18 & 2/20/19	Adjusted Enrollment	Preschool-Aged At-Risk (9/20 plus 2/20)		Total Adj. Enrollment (incl Preschool-Aged At-Risk)	Low & High Enrollment WTD FTE	Bilingual (max Hrs or Hdct) WTD FTE	Career/ Tech Ed WTD FTE
313.5	300.0	311.5	311.5	3.0		314.5	150.7	0.0	11.3
<u>Col 14</u>	<u>Col 17</u>	<u>Col 19</u>	<u>Col 23</u>	<u>Col 24</u>	<u>Col 26</u>	<u>Col 28</u>	<u>Col 29</u>		<u>Col 34</u>
At-Risk (Free Lunch) WTD FTE	High Density At-Risk WTD FTE	School Facilities WTD FTE	Trans- portation WTD FTE	Ancillary WTD FTE	Cost of Living WTD FTE	Special Education WTD FTE	KAMS FTE	Total WTD FTE (incl SPED)	Virtual State Aid
42.6	0.0	0.0	47.7	0.0	0.0	67.8	0.0	634.6	0
<u>Col 36</u>	<u>Col 37</u>	<u>Col 38</u>	<u>Col 39</u>	<u>Col 40</u>	<u>Col 41</u>	<u>Col 42</u>	<u>Col 43</u>	<u>Col 44</u>	<u>Col 45</u>
Computed General Fund	Adopted General Fund	Legal Max General Fund (before reductions)	Prior Year Total Reductions	2019-20 Adj. Legal General Fund Budget	2019-20 LOB Base General Fund	2019-20 LOB Authorized Percent	Computed Local Option Budget	Adopted Local Option Budget	Legal Max LOB Budget
2,815,086	2,877,190	2,815,086	0	2,815,086	2,931,332	30.00%	879,400	888,561	879,400

Column Notes

Col 4 - Higher of 1st preceding year, 2nd preceding year or 3-year average (if eligible).

Col 7 - Column 4 plus current Preschool-Aged At Risk.

Col 9 - Higher of Bilingual Contact Hours weighting or Bilingual Headcount weighting.

Col 11 - Career/Tech Ed contact hours divided by 6 then multiplied times factor (0.5).

Col 14 - Free Meals times Free Lunch Factor (0.484).

Col 17 - Higher of USD level or School level high density at-risk.

Col 23 - Higher of 2019-20 or 2016-17 transportation state aid converted to WTD FTE. (expires 6-30-2021)

Col 34 - Virtual Full-Time = \$5,000; Virtual Part-Time = \$1,700; Virtual Credits (Max 6 credits) = \$709.

Col 38 - Legal General Fund; Lesser of Column 36 or Column 37.

Col 39 - Reductions may include the following: Prior year budget violation, prior year virtual credits or transportation adjustments.

Col 40 - Adjusted Legal General Fund; Column 38 less Column 39

Col 45 - Legal LOB: Lesser of Column 43 or Column 44.



900 S.W. Jackson Street, Suite 102
Topeka, Kansas 66612-1212
(785) 296-3201
www.ksde.org

June 16, 2020

Jeff Bollinger, Superintendent
USD 225 Fowler
Box 170
Fowler, KS 67844-0170

FINAL AUDITED LEGAL MAX

Dear Mr. Bollinger,

For the 2019-20 school year, the legal general fund is **\$1,473,414** and the legal local option budget (LOB) is **\$519,410**. Under KSA 72-5131, the general fund budget is computed using preceding years' enrollment plus current year weightings multiplied times the BASE of \$4,436, plus virtual state aid. The LOB base general fund calculation starts with the total weighted enrollment, excluding special education, KAMS and virtual state aid. This total is multiplied by the LOB BASE of \$4,558, the higher of the 2008-2009 or current year special education state aid is added, and the sum is multiplied by the authorized district LOB percentage to obtain the maximum LOB budget.

Enclosed is a printout showing data used to compute the general fund and LOB: a) preceding years' enrollment; b) current year total WTD FTE and c) virtual state aid. This information is based upon audited enrollment. To view the complete data used to calculate the individual weightings, download the "FY 2020 Legal Max Final" from the school finance website: <https://www.ksde.org/Agency/Fiscal-and-Administrative-Services/School-Finance/Legal-Max-General-Fund-School-Finance-Studies>

The final legal maximum general fund is based upon actual Special Education state aid and Virtual Credits (20 and over) reported on the local effort. All special education state aid must be deposited in the general fund and transferred to the special education fund.

Under KSA 72-5148 (b) (3), the portion of the school district's state Foundation aid attributable to the transportation weighting shall not be in excess of 110% of the school district's total expenditures for regular route transportation from all funds for the immediately preceding school year. The current year general fund budget will be reduced by any amount in excess of the 110% cap. These expenditures are reflected on the "Overall Audit Summary" for the 2018-19 school year recently completed by KSDE.

Kansas leads the world in the success of each student.


In addition, school districts expending money in excess of the prior year legal maximum general fund budget are in violation of Kansas statute. After review of the local CPA audit for the prior year, the current year general fund budget will be reduced by any over expenditure.

If there are any discrepancies or questions regarding this letter, please contact School Finance as soon as possible.

Sincerely,



Dale M. Dennis, Deputy Commissioner
Division of Fiscal & Administrative Services



Craig Neuenswander, Director
School Finance

cc: District Clerk
President of Board

Enclosure

June 16, 2020

FINAL AUDITED LEGAL MAX

USD 225 Fowler

2019-20 Legal Maximum General Fund Budget

(General Fund computed using \$4,436 BASE)

<u>Col 1</u>	<u>Col 2</u>	<u>Col 3</u>	<u>Col 4</u>	<u>Col 5</u>		<u>Col 7</u>	<u>Col 8</u>	<u>Col 9</u>	<u>Col 11</u>
FTE Enroll (excl Preschool- Aged AR & virtual) 9/20/16 & 2/20/17	FTE Enroll (excl Preschool- Aged AR & virtual) 9/20/17 & 2/20/18	FTE Enroll (excl Preschool- Aged AR & virtual) 9/20/18 & 2/20/19	Adjusted Enrollment	Preschool-Aged At-Risk (9/20 plus 2/20)		Total Adj. Enrollment (incl Preschool-Aged At-Risk)	Low & High Enrollment WTD FTE	Bilingual (max Hrs or Hdct) WTD FTE	Career/ Tech Ed WTD FTE
141.5	132.0	132.5	132.5	2.0		134.5	124.1	2.2	2.3
<u>Col 14</u>	<u>Col 17</u>	<u>Col 19</u>	<u>Col 23</u>	<u>Col 24</u>	<u>Col 26</u>	<u>Col 28</u>	<u>Col 29</u>		<u>Col 34</u>
At-Risk (Free Lunch) WTD FTE	High Density At-Risk WTD FTE	School Facilities WTD FTE	Trans- portation WTD FTE	Ancillary WTD FTE	Cost of Living WTD FTE	Special Education WTD FTE	KAMS FTE	Total WTD FTE (incl SPED)	Virtual State Aid
32.9	7.1	0.0	9.2	0.0	0.0	21.9	0.0	334.2	0
<u>Col 36</u>	<u>Col 37</u>	<u>Col 38</u>	<u>Col 39</u>	<u>Col 40</u>	<u>Col 41</u>	<u>Col 42</u>	<u>Col 43</u>	<u>Col 44</u>	<u>Col 45</u>
Computed General Fund	Adopted General Fund	Legal Max General Fund (before reductions)	Prior Year Total Reductions	2019-20 Adj. Legal General Fund Budget	2019-20 LOB Base General Fund	2019-20 LOB Authorized Percent	Computed Local Option Budget	Adopted Local Option Budget	Legal Max LOB Budget
1,482,511	1,486,060	1,482,511	-9,097	1,473,414	1,576,250	33.00%	520,163	519,410	519,410

Column Notes

Col 4 - Higher of 1st preceding year, 2nd preceding year or 3-year average (if eligible).

Col 7 - Column 4 plus current Preschool-Aged At Risk.

Col 9 - Higher of Bilingual Contact Hours weighting or Bilingual Headcount weighting.

Col 11 - Career/Tech Ed contact hours divided by 6 then multiplied times factor (0.5).

Col 14 - Free Meals times Free Lunch Factor (0.484).

Col 17 - Higher of USD level or School level high density at-risk.

Col 23 - Higher of 2019-20 or 2016-17 transportation state aid converted to WTD FTE. (expires 6-30-2021)

Col 34 - Virtual Full-Time = \$5,000; Virtual Part-Time = \$1,700; Virtual Credits (Max 6 credits) = \$709.

Col 38 - Legal General Fund; Lesser of Column 36 or Column 37.

Col 39 - Reductions may include the following: Prior year budget violation, prior year virtual credits or transportation adjustments.

Col 40 - Adjusted Legal General Fund; Column 38 less Column 39

Col 45 - Legal LOB: Lesser of Column 43 or Column 44.



900 S.W. Jackson Street, Suite 102
Topeka, Kansas 66612-1212
(785) 296-3201
www.ksde.org

June 16, 2020

Kenneth Harshberger, Superintendent
USD 226 Meade
Box 400
Meade, KS 67864-0400

FINAL AUDITED LEGAL MAX

Dear Mr. Harshberger,

For the 2019-20 school year, the legal general fund is **\$3,369,000** and the legal local option budget (LOB) is **\$1,180,528**. Under KSA 72-5131, the general fund budget is computed using preceding years' enrollment plus current year weightings multiplied times the BASE of \$4,436, plus virtual state aid. The LOB base general fund calculation starts with the total weighted enrollment, excluding special education, KAMS and virtual state aid. This total is multiplied by the LOB BASE of \$4,558, the higher of the 2008-2009 or current year special education state aid is added, and the sum is multiplied by the authorized district LOB percentage to obtain the maximum LOB budget.

Enclosed is a printout showing data used to compute the general fund and LOB: a) preceding years' enrollment; b) current year total WTD FTE and c) virtual state aid. This information is based upon audited enrollment. To view the complete data used to calculate the individual weightings, download the "FY 2020 Legal Max Final" from the school finance website: <https://www.ksde.org/Agency/Fiscal-and-Administrative-Services/School-Finance/Legal-Max-General-Fund-School-Finance-Studies>

The final legal maximum general fund is based upon actual Special Education state aid and Virtual Credits (20 and over) reported on the local effort. All special education state aid must be deposited in the general fund and transferred to the special education fund.

Under KSA 72-5148 (b) (3), the portion of the school district's state Foundation aid attributable to the transportation weighting shall not be in excess of 110% of the school district's total expenditures for regular route transportation from all funds for the immediately preceding school year. The current year general fund budget will be reduced by any amount in excess of the 110% cap. These expenditures are reflected on the "Overall Audit Summary" for the 2018-19 school year recently completed by KSDE.

Kansas leads the world in the success of each student.

In addition, school districts expending money in excess of the prior year legal maximum general fund budget are in violation of Kansas statute. After review of the local CPA audit for the prior year, the current year general fund budget will be reduced by any over expenditure.

If there are any discrepancies or questions regarding this letter, please contact School Finance as soon as possible.

Sincerely,



Dale M. Dennis, Deputy Commissioner
Division of Fiscal & Administrative Services



Craig Neuenswander, Director
School Finance

cc: District Clerk
President of Board

Enclosure

June 16, 2020

FINAL AUDITED LEGAL MAX

USD 226 Meade

2019-20 Legal Maximum General Fund Budget

(General Fund computed using \$4,436 BASE)

<u>Col 1</u>	<u>Col 2</u>	<u>Col 3</u>	<u>Col 4</u>	<u>Col 5</u>		<u>Col 7</u>	<u>Col 8</u>	<u>Col 9</u>	<u>Col 11</u>
FTE Enroll (excl Preschool- Aged AR & virtual) 9/20/16 & 2/20/17	FTE Enroll (excl Preschool- Aged AR & virtual) 9/20/17 & 2/20/18	FTE Enroll (excl Preschool- Aged AR & virtual) 9/20/18 & 2/20/19	Adjusted Enrollment	Preschool-Aged At-Risk (9/20 plus 2/20)		Total Adj. Enrollment (incl Preschool-Aged At-Risk)	Low & High Enrollment WTD FTE	Bilingual (max Hrs or Hdct) WTD FTE	Career/ Tech Ed WTD FTE
388.9	412.1	379.0	412.1	2.5		414.6	184.6	2.9	4.2
<u>Col 14</u>	<u>Col 17</u>	<u>Col 19</u>	<u>Col 23</u>	<u>Col 24</u>	<u>Col 26</u>	<u>Col 28</u>	<u>Col 29</u>		<u>Col 34</u>
At-Risk (Free Lunch) WTD FTE	High Density At-Risk WTD FTE	School Facilities WTD FTE	Trans- portation WTD FTE	Ancillary WTD FTE	Cost of Living WTD FTE	Special Education WTD FTE	KAMS FTE	Total WTD FTE (incl SPED)	Virtual State Aid
65.3	3.5	0.0	23.4	0.0	0.0	62.5	0.0	761.0	0
<u>Col 36</u>	<u>Col 37</u>	<u>Col 38</u>	<u>Col 39</u>	<u>Col 40</u>	<u>Col 41</u>	<u>Col 42</u>	<u>Col 43</u>	<u>Col 44</u>	<u>Col 45</u>
Computed General Fund	Adopted General Fund	Legal Max General Fund (before reductions)	Prior Year Total Reductions	2019-20 Adj. Legal General Fund Budget	2019-20 LOB Base General Fund	2019-20 LOB Authorized Percent	Computed Local Option Budget	Adopted Local Option Budget	Legal Max LOB Budget
3,375,796	3,563,882	3,375,796	-6,796	3,369,000	3,577,357	33.00%	1,180,528	1,189,000	1,180,528

Column Notes

Col 4 - Higher of 1st preceding year, 2nd preceding year or 3-year average (if eligible).

Col 7 - Column 4 plus current Preschool-Aged At Risk.

Col 9 - Higher of Bilingual Contact Hours weighting or Bilingual Headcount weighting.

Col 11 - Career/Tech Ed contact hours divided by 6 then multiplied times factor (0.5).

Col 14 - Free Meals times Free Lunch Factor (0.484).

Col 17 - Higher of USD level or School level high density at-risk.

Col 23 - Higher of 2019-20 or 2016-17 transportation state aid converted to WTD FTE. (expires 6-30-2021)

Col 34 - Virtual Full-Time = \$5,000; Virtual Part-Time = \$1,700; Virtual Credits (Max 6 credits) = \$709.

Col 38 - Legal General Fund; Lesser of Column 36 or Column 37.

Col 39 - Reductions may include the following: Prior year budget violation, prior year virtual credits or transportation adjustments.

Col 40 - Adjusted Legal General Fund; Column 38 less Column 39

Col 45 - Legal LOB: Lesser of Column 43 or Column 44.



900 S.W. Jackson Street, Suite 102
Topeka, Kansas 66612-1212
(785) 296-3201
www.ksde.org

June 16, 2020

Doug Chaney, Superintendent
USD 227 Hodgeman County Schools
PO Box 398
Jetmore, KS 67854-0398

FINAL AUDITED LEGAL MAX

Dear Mr. Chaney,

For the 2019-20 school year, the legal general fund is **\$2,540,941** and the legal local option budget (LOB) is **\$816,132**. Under KSA 72-5131, the general fund budget is computed using preceding years' enrollment plus current year weightings multiplied times the BASE of \$4,436, plus virtual state aid. The LOB base general fund calculation starts with the total weighted enrollment, excluding special education, KAMS and virtual state aid. This total is multiplied by the LOB BASE of \$4,558, the higher of the 2008-2009 or current year special education state aid is added, and the sum is multiplied by the authorized district LOB percentage to obtain the maximum LOB budget.

Enclosed is a printout showing data used to compute the general fund and LOB: a) preceding years' enrollment; b) current year total WTD FTE and c) virtual state aid. This information is based upon audited enrollment. To view the complete data used to calculate the individual weightings, download the "FY 2020 Legal Max Final" from the school finance website: <https://www.ksde.org/Agency/Fiscal-and-Administrative-Services/School-Finance/Legal-Max-General-Fund-School-Finance-Studies>

The final legal maximum general fund is based upon actual Special Education state aid and Virtual Credits (20 and over) reported on the local effort. All special education state aid must be deposited in the general fund and transferred to the special education fund.

Under KSA 72-5148 (b) (3), the portion of the school district's state Foundation aid attributable to the transportation weighting shall not be in excess of 110% of the school district's total expenditures for regular route transportation from all funds for the immediately preceding school year. The current year general fund budget will be reduced by any amount in excess of the 110% cap. These expenditures are reflected on the "Overall Audit Summary" for the 2018-19 school year recently completed by KSDE.

Kansas leads the world in the success of each student.

In addition, school districts expending money in excess of the prior year legal maximum general fund budget are in violation of Kansas statute. After review of the local CPA audit for the prior year, the current year general fund budget will be reduced by any over expenditure.

If there are any discrepancies or questions regarding this letter, please contact School Finance as soon as possible.

Sincerely,

A handwritten signature in black ink, appearing to read 'Dale M. Dennis', with a stylized flourish at the end.

Dale M. Dennis, Deputy Commissioner
Division of Fiscal & Administrative Services

A handwritten signature in black ink, appearing to read 'Craig Neuenswander', with a horizontal line underneath.

Craig Neuenswander, Director
School Finance

cc: District Clerk
President of Board

Enclosure

June 16, 2020

FINAL AUDITED LEGAL MAX

USD 227 Hodgeman County Schools

2019-20 Legal Maximum General Fund Budget

(General Fund computed using \$4,436 BASE)

<u>Col 1</u>	<u>Col 2</u>	<u>Col 3</u>	<u>Col 4</u>	<u>Col 5</u>		<u>Col 7</u>	<u>Col 8</u>	<u>Col 9</u>	<u>Col 11</u>
FTE Enroll (excl Preschool- Aged AR & virtual) 9/20/16 & 2/20/17	FTE Enroll (excl Preschool- Aged AR & virtual) 9/20/17 & 2/20/18	FTE Enroll (excl Preschool- Aged AR & virtual) 9/20/18 & 2/20/19	Adjusted Enrollment	Preschool-Aged At-Risk (9/20 plus 2/20)		Total Adj. Enrollment (incl Preschool-Aged At-Risk)	Low & High Enrollment WTD FTE	Bilingual (max Hrs or Hdct) WTD FTE	Career/ Tech Ed WTD FTE
287.0	296.5	280.5	296.5	0.0		296.5	146.3	1.5	3.9
<u>Col 14</u>	<u>Col 17</u>	<u>Col 19</u>	<u>Col 23</u>	<u>Col 24</u>	<u>Col 26</u>	<u>Col 28</u>	<u>Col 29</u>		<u>Col 34</u>
At-Risk (Free Lunch) WTD FTE	High Density At-Risk WTD FTE	School Facilities WTD FTE	Trans- portation WTD FTE	Ancillary WTD FTE	Cost of Living WTD FTE	Special Education WTD FTE	KAMS FTE	Total WTD FTE (incl SPED)	Virtual State Aid
32.4	0.0	0.0	45.9	0.0	0.0	46.3	0.0	572.8	0
<u>Col 36</u>	<u>Col 37</u>	<u>Col 38</u>	<u>Col 39</u>	<u>Col 40</u>	<u>Col 41</u>	<u>Col 42</u>	<u>Col 43</u>	<u>Col 44</u>	<u>Col 45</u>
Computed General Fund	Adopted General Fund	Legal Max General Fund (before reductions)	Prior Year Total Reductions	2019-20 Adj. Legal General Fund Budget	2019-20 LOB Base General Fund	2019-20 LOB Authorized Percent	Computed Local Option Budget	Adopted Local Option Budget	Legal Max LOB Budget
2,540,941	2,608,368	2,540,941	0	2,540,941	2,720,439	30.00%	816,132	833,087	816,132

Column Notes

- Col 4 - Higher of 1st preceding year, 2nd preceding year or 3-year average (if eligible).
- Col 7 - Column 4 plus current Preschool-Aged At Risk.
- Col 9 - Higher of Bilingual Contact Hours weighting or Bilingual Headcount weighting.
- Col 11 - Career/Tech Ed contact hours divided by 6 then multiplied times factor (0.5).
- Col 14 - Free Meals times Free Lunch Factor (0.484).
- Col 17 - Higher of USD level or School level high density at-risk.
- Col 23 - Higher of 2019-20 or 2016-17 transportation state aid converted to WTD FTE. (expires 6-30-2021)
- Col 34 - Virtual Full-Time = \$5,000; Virtual Part-Time = \$1,700; Virtual Credits (Max 6 credits) = \$709.
- Col 38 - Legal General Fund; Lesser of Column 36 or Column 37.
- Col 39 - Reductions may include the following: Prior year budget violation, prior year virtual credits or transportation adjustments.
- Col 40 - Adjusted Legal General Fund; Column 38 less Column 39
- Col 45 - Legal LOB: Lesser of Column 43 or Column 44.



900 S.W. Jackson Street, Suite 102
Topeka, Kansas 66612-1212
(785) 296-3201
www.ksde.org

June 16, 2020

Todd White, Superintendent
USD 229 Blue Valley
P.O. Box 23901
Overland Park, KS 66283-0901

FINAL AUDITED LEGAL MAX

Dear Dr. White,

For the 2019-20 school year, the legal general fund is **\$147,093,708** and the legal local option budget (LOB) is **\$49,614,081**. Under KSA 72-5131, the general fund budget is computed using preceding years' enrollment plus current year weightings multiplied times the BASE of \$4,436, plus virtual state aid. The LOB base general fund calculation starts with the total weighted enrollment, excluding special education, KAMS and virtual state aid. This total is multiplied by the LOB BASE of \$4,558, the higher of the 2008-2009 or current year special education state aid is added, and the sum is multiplied by the authorized district LOB percentage to obtain the maximum LOB budget.

Enclosed is a printout showing data used to compute the general fund and LOB: a) preceding years' enrollment; b) current year total WTD FTE and c) virtual state aid. This information is based upon audited enrollment. To view the complete data used to calculate the individual weightings, download the "FY 2020 Legal Max Final" from the school finance website: <https://www.ksde.org/Agency/Fiscal-and-Administrative-Services/School-Finance/Legal-Max-General-Fund-School-Finance-Studies>

The final legal maximum general fund is based upon actual Special Education state aid and Virtual Credits (20 and over) reported on the local effort. All special education state aid must be deposited in the general fund and transferred to the special education fund.

Under KSA 72-5148 (b) (3), the portion of the school district's state Foundation aid attributable to the transportation weighting shall not be in excess of 110% of the school district's total expenditures for regular route transportation from all funds for the immediately preceding school year. The current year general fund budget will be reduced by any amount in excess of the 110% cap. These expenditures are reflected on the "Overall Audit Summary" for the 2018-19 school year recently completed by KSDE.

Kansas leads the world in the success of each student.

In addition, school districts expending money in excess of the prior year legal maximum general fund budget are in violation of Kansas statute. After review of the local CPA audit for the prior year, the current year general fund budget will be reduced by any over expenditure.

If there are any discrepancies or questions regarding this letter, please contact School Finance as soon as possible.

Sincerely,

A handwritten signature in black ink, appearing to read 'Dale M. Dennis', with a long horizontal flourish extending to the right.

Dale M. Dennis, Deputy Commissioner
Division of Fiscal & Administrative Services

A handwritten signature in black ink, appearing to read 'Craig Neuenswander', with a horizontal line drawn underneath the signature.

Craig Neuenswander, Director
School Finance

cc: District Clerk
President of Board

Enclosure

June 16, 2020

FINAL AUDITED LEGAL MAX

USD 229 Blue Valley

2019-20 Legal Maximum General Fund Budget

(General Fund computed using \$4,436 BASE)

<u>Col 1</u>	<u>Col 2</u>	<u>Col 3</u>	<u>Col 4</u>	<u>Col 5</u>		<u>Col 7</u>	<u>Col 8</u>	<u>Col 9</u>	<u>Col 11</u>
FTE Enroll (excl Preschool- Aged AR & virtual) 9/20/16 & 2/20/17	FTE Enroll (excl Preschool- Aged AR & virtual) 9/20/17 & 2/20/18	FTE Enroll (excl Preschool- Aged AR & virtual) 9/20/18 & 2/20/19	Adjusted Enrollment	Preschool-Aged At-Risk (9/20 plus 2/20)		Total Adj. Enrollment (incl Preschool-Aged At-Risk)	Low & High Enrollment WTD FTE	Bilingual (max Hrs or Hdct) WTD FTE	Career/ Tech Ed WTD FTE
22,241.3	22,315.9	22,329.2	22,329.2	0.0		22,329.2	782.4	105.5	413.6
<u>Col 14</u>	<u>Col 17</u>	<u>Col 19</u>	<u>Col 23</u>	<u>Col 24</u>	<u>Col 26</u>	<u>Col 28</u>	<u>Col 29</u>		<u>Col 34</u>
At-Risk (Free Lunch) WTD FTE	High Density At-Risk WTD FTE	School Facilities WTD FTE	Trans- portation WTD FTE	Ancillary WTD FTE	Cost of Living WTD FTE	Special Education WTD FTE	KAMS FTE	Total WTD FTE (incl SPED)	Virtual State Aid
517.9	0.0	67.4	634.7	1,214.0	1,579.0	5,488.2	0.0	33,131.9	120,600
<u>Col 36</u>	<u>Col 37</u>	<u>Col 38</u>	<u>Col 39</u>	<u>Col 40</u>	<u>Col 41</u>	<u>Col 42</u>	<u>Col 43</u>	<u>Col 44</u>	<u>Col 45</u>
Computed General Fund	Adopted General Fund	Legal Max General Fund (before reductions)	Prior Year Total Reductions	2019-20 Adj. Legal General Fund Budget	2019-20 LOB Base General Fund	2019-20 LOB Authorized Percent	Computed Local Option Budget	Adopted Local Option Budget	Legal Max LOB Budget
147,093,708	148,029,965	147,093,708	0	147,093,708	150,345,700	33.00%	49,614,081	49,954,338	49,614,081

Column Notes

Col 4 - Higher of 1st preceding year, 2nd preceding year or 3-year average (if eligible).

Col 7 - Column 4 plus current Preschool-Aged At Risk.

Col 9 - Higher of Bilingual Contact Hours weighting or Bilingual Headcount weighting.

Col 11 - Career/Tech Ed contact hours divided by 6 then multiplied times factor (0.5).

Col 14 - Free Meals times Free Lunch Factor (0.484).

Col 17 - Higher of USD level or School level high density at-risk.

Col 23 - Higher of 2019-20 or 2016-17 transportation state aid converted to WTD FTE. (expires 6-30-2021)

Col 34 - Virtual Full-Time = \$5,000; Virtual Part-Time = \$1,700; Virtual Credits (Max 6 credits) = \$709.

Col 38 - Legal General Fund; Lesser of Column 36 or Column 37.

Col 39 - Reductions may include the following: Prior year budget violation, prior year virtual credits or transportation adjustments.

Col 40 - Adjusted Legal General Fund; Column 38 less Column 39

Col 45 - Legal LOB: Lesser of Column 43 or Column 44.



900 S.W. Jackson Street, Suite 102
Topeka, Kansas 66612-1212
(785) 296-3201
www.ksde.org

June 16, 2020

Wayne Burke, Superintendent
USD 230 Spring Hill
101 E South Street
Spring Hill, KS 66083

FINAL AUDITED LEGAL MAX

Dear Dr. Burke,

For the 2019-20 school year, the legal general fund is **\$27,877,981** and the legal local option budget (LOB) is **\$7,469,762**. Under KSA 72-5131, the general fund budget is computed using preceding years' enrollment plus current year weightings multiplied times the BASE of \$4,436, plus virtual state aid. The LOB base general fund calculation starts with the total weighted enrollment, excluding special education, KAMS and virtual state aid. This total is multiplied by the LOB BASE of \$4,558, the higher of the 2008-2009 or current year special education state aid is added, and the sum is multiplied by the authorized district LOB percentage to obtain the maximum LOB budget.

Enclosed is a printout showing data used to compute the general fund and LOB: a) preceding years' enrollment; b) current year total WTD FTE and c) virtual state aid. This information is based upon audited enrollment. To view the complete data used to calculate the individual weightings, download the "FY 2020 Legal Max Final" from the school finance website: <https://www.ksde.org/Agency/Fiscal-and-Administrative-Services/School-Finance/Legal-Max-General-Fund-School-Finance-Studies>

The final legal maximum general fund is based upon actual Special Education state aid and Virtual Credits (20 and over) reported on the local effort. All special education state aid must be deposited in the general fund and transferred to the special education fund.

Under KSA 72-5148 (b) (3), the portion of the school district's state Foundation aid attributable to the transportation weighting shall not be in excess of 110% of the school district's total expenditures for regular route transportation from all funds for the immediately preceding school year. The current year general fund budget will be reduced by any amount in excess of the 110% cap. These expenditures are reflected on the "Overall Audit Summary" for the 2018-19 school year recently completed by KSDE.

Kansas leads the world in the success of each student.

In addition, school districts expending money in excess of the prior year legal maximum general fund budget are in violation of Kansas statute. After review of the local CPA audit for the prior year, the current year general fund budget will be reduced by any over expenditure.

If there are any discrepancies or questions regarding this letter, please contact School Finance as soon as possible.

Sincerely,

A handwritten signature in black ink, appearing to read 'Dale M. Dennis', with a long horizontal flourish extending to the right.

Dale M. Dennis, Deputy Commissioner
Division of Fiscal & Administrative Services

A handwritten signature in black ink, appearing to read 'Craig Neuenswander', with a horizontal line drawn underneath the signature.

Craig Neuenswander, Director
School Finance

cc: District Clerk
President of Board

Enclosure

June 16, 2020

FINAL AUDITED LEGAL MAX

USD 230 Spring Hill

2019-20 Legal Maximum General Fund Budget

(General Fund computed using \$4,436 BASE)

<u>Col 1</u>	<u>Col 2</u>	<u>Col 3</u>	<u>Col 4</u>	<u>Col 5</u>		<u>Col 7</u>	<u>Col 8</u>	<u>Col 9</u>	<u>Col 11</u>
FTE Enroll (excl Preschool- Aged AR & virtual) 9/20/16 & 2/20/17	FTE Enroll (excl Preschool- Aged AR & virtual) 9/20/17 & 2/20/18	FTE Enroll (excl Preschool- Aged AR & virtual) 9/20/18 & 2/20/19	Adjusted Enrollment	Preschool-Aged At-Risk (9/20 plus 2/20)		Total Adj. Enrollment (incl Preschool-Aged At-Risk)	Low & High Enrollment WTD FTE	Bilingual (max Hrs or Hdct) WTD FTE	Career/ Tech Ed WTD FTE
2,735.6	2,882.9	3,073.4	3,073.4	2.5		3,075.9	107.8	4.8	40.5
<u>Col 14</u>	<u>Col 17</u>	<u>Col 19</u>	<u>Col 23</u>	<u>Col 24</u>	<u>Col 26</u>	<u>Col 28</u>	<u>Col 29</u>		<u>Col 34</u>
At-Risk (Free Lunch) WTD FTE	High Density At-Risk WTD FTE	School Facilities WTD FTE	Trans- portation WTD FTE	Ancillary WTD FTE	Cost of Living WTD FTE	Special Education WTD FTE	KAMS FTE	Total WTD FTE (incl SPED)	Virtual State Aid
173.3	0.0	0.0	171.2	605.2	0.0	809.1	0.0	4,987.8	5,752,100
<u>Col 36</u>	<u>Col 37</u>	<u>Col 38</u>	<u>Col 39</u>	<u>Col 40</u>	<u>Col 41</u>	<u>Col 42</u>	<u>Col 43</u>	<u>Col 44</u>	<u>Col 45</u>
Computed General Fund	Adopted General Fund	Legal Max General Fund (before reductions)	Prior Year Total Reductions	2019-20 Adj. Legal General Fund Budget	2019-20 LOB Base General Fund	2019-20 LOB Authorized Percent	Computed Local Option Budget	Adopted Local Option Budget	Legal Max LOB Budget
27,877,981	31,051,675	27,877,981	0	27,877,981	22,635,641	33.00%	7,469,762	7,852,546	7,469,762

Column Notes

Col 4 - Higher of 1st preceding year, 2nd preceding year or 3-year average (if eligible).

Col 7 - Column 4 plus current Preschool-Aged At Risk.

Col 9 - Higher of Bilingual Contact Hours weighting or Bilingual Headcount weighting.

Col 11 - Career/Tech Ed contact hours divided by 6 then multiplied times factor (0.5).

Col 14 - Free Meals times Free Lunch Factor (0.484).

Col 17 - Higher of USD level or School level high density at-risk.

Col 23 - Higher of 2019-20 or 2016-17 transportation state aid converted to WTD FTE. (expires 6-30-2021)

Col 34 - Virtual Full-Time = \$5,000; Virtual Part-Time = \$1,700; Virtual Credits (Max 6 credits) = \$709.

Col 38 - Legal General Fund; Lesser of Column 36 or Column 37.

Col 39 - Reductions may include the following: Prior year budget violation, prior year virtual credits or transportation adjustments.

Col 40 - Adjusted Legal General Fund; Column 38 less Column 39

Col 45 - Legal LOB: Lesser of Column 43 or Column 44.



900 S.W. Jackson Street, Suite 102
Topeka, Kansas 66612-1212
(785) 296-3201
www.ksde.org

June 16, 2020

Pam Stranathan, Superintendent
USD 231 Gardner Edgerton
PO Box 97
Gardner, KS 66030

FINAL AUDITED LEGAL MAX

Dear Ms. Stranathan,

For the 2019-20 school year, the legal general fund is **\$39,698,208** and the legal local option budget (LOB) is **\$13,398,900**. Under KSA 72-5131, the general fund budget is computed using preceding years' enrollment plus current year weightings multiplied times the BASE of \$4,436, plus virtual state aid. The LOB base general fund calculation starts with the total weighted enrollment, excluding special education, KAMS and virtual state aid. This total is multiplied by the LOB BASE of \$4,558, the higher of the 2008-2009 or current year special education state aid is added, and the sum is multiplied by the authorized district LOB percentage to obtain the maximum LOB budget.

Enclosed is a printout showing data used to compute the general fund and LOB: a) preceding years' enrollment; b) current year total WTD FTE and c) virtual state aid. This information is based upon audited enrollment. To view the complete data used to calculate the individual weightings, download the "FY 2020 Legal Max Final" from the school finance website: <https://www.ksde.org/Agency/Fiscal-and-Administrative-Services/School-Finance/Legal-Max-General-Fund-School-Finance-Studies>

The final legal maximum general fund is based upon actual Special Education state aid and Virtual Credits (20 and over) reported on the local effort. All special education state aid must be deposited in the general fund and transferred to the special education fund.

Under KSA 72-5148 (b) (3), the portion of the school district's state Foundation aid attributable to the transportation weighting shall not be in excess of 110% of the school district's total expenditures for regular route transportation from all funds for the immediately preceding school year. The current year general fund budget will be reduced by any amount in excess of the 110% cap. These expenditures are reflected on the "Overall Audit Summary" for the 2018-19 school year recently completed by KSDE.

Kansas leads the world in the success of each student.

In addition, school districts expending money in excess of the prior year legal maximum general fund budget are in violation of Kansas statute. After review of the local CPA audit for the prior year, the current year general fund budget will be reduced by any over expenditure.

If there are any discrepancies or questions regarding this letter, please contact School Finance as soon as possible.

Sincerely,

A handwritten signature in black ink, appearing to read 'Dale M. Dennis', with a long horizontal flourish extending to the right.

Dale M. Dennis, Deputy Commissioner
Division of Fiscal & Administrative Services

A handwritten signature in black ink, appearing to read 'Craig Neuenswander', with a horizontal line drawn underneath the signature.

Craig Neuenswander, Director
School Finance

cc: District Clerk
President of Board

Enclosure

June 16, 2020

FINAL AUDITED LEGAL MAX

USD 231 Gardner Edgerton

2019-20 Legal Maximum General Fund Budget

(General Fund computed using \$4,436 BASE)

<u>Col 1</u>	<u>Col 2</u>	<u>Col 3</u>	<u>Col 4</u>	<u>Col 5</u>		<u>Col 7</u>	<u>Col 8</u>	<u>Col 9</u>	<u>Col 11</u>
FTE Enroll (excl Preschool- Aged AR & virtual) 9/20/16 & 2/20/17	FTE Enroll (excl Preschool- Aged AR & virtual) 9/20/17 & 2/20/18	FTE Enroll (excl Preschool- Aged AR & virtual) 9/20/18 & 2/20/19	Adjusted Enrollment	Preschool-Aged At-Risk (9/20 plus 2/20)		Total Adj. Enrollment (incl Preschool-Aged At-Risk)	Low & High Enrollment WTD FTE	Bilingual (max Hrs or Hdct) WTD FTE	Career/ Tech Ed WTD FTE
5,809.5	5,888.9	5,882.1	5,888.9	0.0		5,888.9	206.3	27.0	96.6
<u>Col 14</u>	<u>Col 17</u>	<u>Col 19</u>	<u>Col 23</u>	<u>Col 24</u>	<u>Col 26</u>	<u>Col 28</u>	<u>Col 29</u>		<u>Col 34</u>
At-Risk (Free Lunch) WTD FTE	High Density At-Risk WTD FTE	School Facilities WTD FTE	Trans- portation WTD FTE	Ancillary WTD FTE	Cost of Living WTD FTE	Special Education WTD FTE	KAMS FTE	Total WTD FTE (incl SPED)	Virtual State Aid
563.9	0.0	0.0	183.2	312.5	134.0	1,536.7	0.0	8,949.1	0
<u>Col 36</u>	<u>Col 37</u>	<u>Col 38</u>	<u>Col 39</u>	<u>Col 40</u>	<u>Col 41</u>	<u>Col 42</u>	<u>Col 43</u>	<u>Col 44</u>	<u>Col 45</u>
Computed General Fund	Adopted General Fund	Legal Max General Fund (before reductions)	Prior Year Total Reductions	2019-20 Adj. Legal General Fund Budget	2019-20 LOB Base General Fund	2019-20 LOB Authorized Percent	Computed Local Option Budget	Adopted Local Option Budget	Legal Max LOB Budget
39,698,208	41,876,727	39,698,208	0	39,698,208	40,602,726	33.00%	13,398,900	14,124,415	13,398,900

Column Notes

- Col 4 - Higher of 1st preceding year, 2nd preceding year or 3-year average (if eligible).
- Col 7 - Column 4 plus current Preschool-Aged At Risk.
- Col 9 - Higher of Bilingual Contact Hours weighting or Bilingual Headcount weighting.
- Col 11 - Career/Tech Ed contact hours divided by 6 then multiplied times factor (0.5).
- Col 14 - Free Meals times Free Lunch Factor (0.484).
- Col 17 - Higher of USD level or School level high density at-risk.
- Col 23 - Higher of 2019-20 or 2016-17 transportation state aid converted to WTD FTE. (expires 6-30-2021)
- Col 34 - Virtual Full-Time = \$5,000; Virtual Part-Time = \$1,700; Virtual Credits (Max 6 credits) = \$709.
- Col 38 - Legal General Fund; Lesser of Column 36 or Column 37.
- Col 39 - Reductions may include the following: Prior year budget violation, prior year virtual credits or transportation adjustments.
- Col 40 - Adjusted Legal General Fund; Column 38 less Column 39
- Col 45 - Legal LOB: Lesser of Column 43 or Column 44.



900 S.W. Jackson Street, Suite 102
Topeka, Kansas 66612-1212
(785) 296-3201
www.ksde.org

June 16, 2020

Frank Harwood, Superintendent
USD 232 De Soto
35200 W 91st St
De Soto, KS 66018

FINAL AUDITED LEGAL MAX

Dear Mr. Harwood,

For the 2019-20 school year, the legal general fund is **\$44,643,931** and the legal local option budget (LOB) is **\$15,071,521**. Under KSA 72-5131, the general fund budget is computed using preceding years' enrollment plus current year weightings multiplied times the BASE of \$4,436, plus virtual state aid. The LOB base general fund calculation starts with the total weighted enrollment, excluding special education, KAMS and virtual state aid. This total is multiplied by the LOB BASE of \$4,558, the higher of the 2008-2009 or current year special education state aid is added, and the sum is multiplied by the authorized district LOB percentage to obtain the maximum LOB budget.

Enclosed is a printout showing data used to compute the general fund and LOB: a) preceding years' enrollment; b) current year total WTD FTE and c) virtual state aid. This information is based upon audited enrollment. To view the complete data used to calculate the individual weightings, download the "FY 2020 Legal Max Final" from the school finance website: <https://www.ksde.org/Agency/Fiscal-and-Administrative-Services/School-Finance/Legal-Max-General-Fund-School-Finance-Studies>

The final legal maximum general fund is based upon actual Special Education state aid and Virtual Credits (20 and over) reported on the local effort. All special education state aid must be deposited in the general fund and transferred to the special education fund.

Under KSA 72-5148 (b) (3), the portion of the school district's state Foundation aid attributable to the transportation weighting shall not be in excess of 110% of the school district's total expenditures for regular route transportation from all funds for the immediately preceding school year. The current year general fund budget will be reduced by any amount in excess of the 110% cap. These expenditures are reflected on the "Overall Audit Summary" for the 2018-19 school year recently completed by KSDE.

Kansas leads the world in the success of each student.

In addition, school districts expending money in excess of the prior year legal maximum general fund budget are in violation of Kansas statute. After review of the local CPA audit for the prior year, the current year general fund budget will be reduced by any over expenditure.

If there are any discrepancies or questions regarding this letter, please contact School Finance as soon as possible.

Sincerely,

A handwritten signature in black ink, appearing to read 'Dale M. Dennis', with a stylized flourish at the end.

Dale M. Dennis, Deputy Commissioner
Division of Fiscal & Administrative Services

A handwritten signature in black ink, appearing to read 'Craig Neuenswander', with a horizontal line underneath.

Craig Neuenswander, Director
School Finance

cc: District Clerk
President of Board

Enclosure

June 16, 2020

FINAL AUDITED LEGAL MAX

USD 232 De Soto

2019-20 Legal Maximum General Fund Budget

(General Fund computed using \$4,436 BASE)

<u>Col 1</u>	<u>Col 2</u>	<u>Col 3</u>	<u>Col 4</u>	<u>Col 5</u>		<u>Col 7</u>	<u>Col 8</u>	<u>Col 9</u>	<u>Col 11</u>
FTE Enroll (excl Preschool- Aged AR & virtual) 9/20/16 & 2/20/17	FTE Enroll (excl Preschool- Aged AR & virtual) 9/20/17 & 2/20/18	FTE Enroll (excl Preschool- Aged AR & virtual) 9/20/18 & 2/20/19	Adjusted Enrollment	Preschool-Aged At-Risk (9/20 plus 2/20)		Total Adj. Enrollment (incl Preschool-Aged At-Risk)	Low & High Enrollment WTD FTE	Bilingual (max Hrs or Hdct) WTD FTE	Career/ Tech Ed WTD FTE
7,072.6	7,202.5	7,262.7	7,262.7	13.5		7,276.2	255.0	66.0	155.6
<u>Col 14</u>	<u>Col 17</u>	<u>Col 19</u>	<u>Col 23</u>	<u>Col 24</u>	<u>Col 26</u>	<u>Col 28</u>	<u>Col 29</u>		<u>Col 34</u>
At-Risk (Free Lunch) WTD FTE	High Density At-Risk WTD FTE	School Facilities WTD FTE	Trans- portation WTD FTE	Ancillary WTD FTE	Cost of Living WTD FTE	Special Education WTD FTE	KAMS FTE	Total WTD FTE (incl SPED)	Virtual State Aid
296.7	1.3	0.0	248.3	0.0	463.8	1,291.7	0.0	10,054.6	45,270
<u>Col 36</u>	<u>Col 37</u>	<u>Col 38</u>	<u>Col 39</u>	<u>Col 40</u>	<u>Col 41</u>	<u>Col 42</u>	<u>Col 43</u>	<u>Col 44</u>	<u>Col 45</u>
Computed General Fund	Adopted General Fund	Legal Max General Fund (before reductions)	Prior Year Total Reductions	2019-20 Adj. Legal General Fund Budget	2019-20 LOB Base General Fund	2019-20 LOB Authorized Percent	Computed Local Option Budget	Adopted Local Option Budget	Legal Max LOB Budget
44,647,476	45,475,670	44,647,476	-3,545	44,643,931	45,671,276	33.00%	15,071,521	15,339,896	15,071,521

Column Notes

- Col 4 - Higher of 1st preceding year, 2nd preceding year or 3-year average (if eligible).
Col 7 - Column 4 plus current Preschool-Aged At Risk.
Col 9 - Higher of Bilingual Contact Hours weighting or Bilingual Headcount weighting.
Col 11 - Career/Tech Ed contact hours divided by 6 then multiplied times factor (0.5).
Col 14 - Free Meals times Free Lunch Factor (0.484).
Col 17 - Higher of USD level or School level high density at-risk.
Col 23 - Higher of 2019-20 or 2016-17 transportation state aid converted to WTD FTE. (expires 6-30-2021)
Col 34 - Virtual Full-Time = \$5,000; Virtual Part-Time = \$1,700; Virtual Credits (Max 6 credits) = \$709.
Col 38 - Legal General Fund; Lesser of Column 36 or Column 37.
Col 39 - Reductions may include the following: Prior year budget violation, prior year virtual credits or transportation adjustments.
Col 40 - Adjusted Legal General Fund; Column 38 less Column 39
Col 45 - Legal LOB: Lesser of Column 43 or Column 44.



900 S.W. Jackson Street, Suite 102
Topeka, Kansas 66612-1212
(785) 296-3201
www.ksde.org

June 16, 2020

John Allison, Superintendent
USD 233 Olathe
PO Box 2000
Olathe, KS 66063-2000

FINAL AUDITED LEGAL MAX

Dear Mr. Allison,

For the 2019-20 school year, the legal general fund is **\$218,927,690** and the legal local option budget (LOB) is **\$73,932,552**. Under KSA 72-5131, the general fund budget is computed using preceding years' enrollment plus current year weightings multiplied times the BASE of \$4,436, plus virtual state aid. The LOB base general fund calculation starts with the total weighted enrollment, excluding special education, KAMS and virtual state aid. This total is multiplied by the LOB BASE of \$4,558, the higher of the 2008-2009 or current year special education state aid is added, and the sum is multiplied by the authorized district LOB percentage to obtain the maximum LOB budget.

Enclosed is a printout showing data used to compute the general fund and LOB: a) preceding years' enrollment; b) current year total WTD FTE and c) virtual state aid. This information is based upon audited enrollment. To view the complete data used to calculate the individual weightings, download the "FY 2020 Legal Max Final" from the school finance website: <https://www.ksde.org/Agency/Fiscal-and-Administrative-Services/School-Finance/Legal-Max-General-Fund-School-Finance-Studies>

The final legal maximum general fund is based upon actual Special Education state aid and Virtual Credits (20 and over) reported on the local effort. All special education state aid must be deposited in the general fund and transferred to the special education fund.

Under KSA 72-5148 (b) (3), the portion of the school district's state Foundation aid attributable to the transportation weighting shall not be in excess of 110% of the school district's total expenditures for regular route transportation from all funds for the immediately preceding school year. The current year general fund budget will be reduced by any amount in excess of the 110% cap. These expenditures are reflected on the "Overall Audit Summary" for the 2018-19 school year recently completed by KSDE.

Kansas leads the world in the success of each student.

In addition, school districts expending money in excess of the prior year legal maximum general fund budget are in violation of Kansas statute. After review of the local CPA audit for the prior year, the current year general fund budget will be reduced by any over expenditure.

If there are any discrepancies or questions regarding this letter, please contact School Finance as soon as possible.

Sincerely,

A handwritten signature in black ink, appearing to read 'Dale M. Dennis', with a stylized flourish at the end.

Dale M. Dennis, Deputy Commissioner
Division of Fiscal & Administrative Services

A handwritten signature in black ink, appearing to read 'Craig Neuenswander', with a horizontal line underneath.

Craig Neuenswander, Director
School Finance

cc: District Clerk
President of Board

Enclosure

June 16, 2020

FINAL AUDITED LEGAL MAX

USD 233 Olathe

2019-20 Legal Maximum General Fund Budget

(General Fund computed using \$4,436 BASE)

<u>Col 1</u>	<u>Col 2</u>	<u>Col 3</u>	<u>Col 4</u>	<u>Col 5</u>		<u>Col 7</u>	<u>Col 8</u>	<u>Col 9</u>	<u>Col 11</u>
FTE Enroll (excl Preschool- Aged AR & virtual) 9/20/16 & 2/20/17	FTE Enroll (excl Preschool- Aged AR & virtual) 9/20/17 & 2/20/18	FTE Enroll (excl Preschool- Aged AR & virtual) 9/20/18 & 2/20/19	Adjusted Enrollment	Preschool-Aged At-Risk (9/20 plus 2/20)		Total Adj. Enrollment (incl Preschool-Aged At-Risk)	Low & High Enrollment WTD FTE	Bilingual (max Hrs or Hdct) WTD FTE	Career/ Tech Ed WTD FTE
28,734.2	29,074.1	29,177.1	29,177.1	72.5		29,249.6	1,024.9	508.0	522.5
<u>Col 14</u>	<u>Col 17</u>	<u>Col 19</u>	<u>Col 23</u>	<u>Col 24</u>	<u>Col 26</u>	<u>Col 28</u>	<u>Col 29</u>		<u>Col 34</u>
At-Risk (Free Lunch) WTD FTE	High Density At-Risk WTD FTE	School Facilities WTD FTE	Trans- portation WTD FTE	Ancillary WTD FTE	Cost of Living WTD FTE	Special Education WTD FTE	KAMS FTE	Total WTD FTE (incl SPED)	Virtual State Aid
2,760.3	147.2	128.5	763.7	4,508.6	2,273.9	7,465.3	0.0	49,352.5	0
<u>Col 36</u>	<u>Col 37</u>	<u>Col 38</u>	<u>Col 39</u>	<u>Col 40</u>	<u>Col 41</u>	<u>Col 42</u>	<u>Col 43</u>	<u>Col 44</u>	<u>Col 45</u>
Computed General Fund	Adopted General Fund	Legal Max General Fund (before reductions)	Prior Year Total Reductions	2019-20 Adj. Legal General Fund Budget	2019-20 LOB Base General Fund	2019-20 LOB Authorized Percent	Computed Local Option Budget	Adopted Local Option Budget	Legal Max LOB Budget
218,927,690	222,780,356	218,927,690	0	218,927,690	224,038,036	33.00%	73,932,552	75,231,859	73,932,552

Column Notes

- Col 4 - Higher of 1st preceding year, 2nd preceding year or 3-year average (if eligible).
 Col 7 - Column 4 plus current Preschool-Aged At Risk.
 Col 9 - Higher of Bilingual Contact Hours weighting or Bilingual Headcount weighting.
 Col 11 - Career/Tech Ed contact hours divided by 6 then multiplied times factor (0.5).
 Col 14 - Free Meals times Free Lunch Factor (0.484).
 Col 17 - Higher of USD level or School level high density at-risk.
 Col 23 - Higher of 2019-20 or 2016-17 transportation state aid converted to WTD FTE. (expires 6-30-2021)
 Col 34 - Virtual Full-Time = \$5,000; Virtual Part-Time = \$1,700; Virtual Credits (Max 6 credits) = \$709.
 Col 38 - Legal General Fund; Lesser of Column 36 or Column 37.
 Col 39 - Reductions may include the following: Prior year budget violation, prior year virtual credits or transportation adjustments.
 Col 40 - Adjusted Legal General Fund; Column 38 less Column 39
 Col 45 - Legal LOB: Lesser of Column 43 or Column 44.



900 S.W. Jackson Street, Suite 102
Topeka, Kansas 66612-1212
(785) 296-3201
www.ksde.org

June 16, 2020

Ted Hessong, Superintendent
USD 234 Fort Scott
424 S. Main
Fort Scott, KS 66701-2097

FINAL AUDITED LEGAL MAX

Dear Mr. Hessong,

For the 2019-20 school year, the legal general fund is **\$13,272,948** and the legal local option budget (LOB) is **\$4,070,333**. Under KSA 72-5131, the general fund budget is computed using preceding years' enrollment plus current year weightings multiplied times the BASE of \$4,436, plus virtual state aid. The LOB base general fund calculation starts with the total weighted enrollment, excluding special education, KAMS and virtual state aid. This total is multiplied by the LOB BASE of \$4,558, the higher of the 2008-2009 or current year special education state aid is added, and the sum is multiplied by the authorized district LOB percentage to obtain the maximum LOB budget.

Enclosed is a printout showing data used to compute the general fund and LOB: a) preceding years' enrollment; b) current year total WTD FTE and c) virtual state aid. This information is based upon audited enrollment. To view the complete data used to calculate the individual weightings, download the "FY 2020 Legal Max Final" from the school finance website: <https://www.ksde.org/Agency/Fiscal-and-Administrative-Services/School-Finance/Legal-Max-General-Fund-School-Finance-Studies>

The final legal maximum general fund is based upon actual Special Education state aid and Virtual Credits (20 and over) reported on the local effort. All special education state aid must be deposited in the general fund and transferred to the special education fund.

Under KSA 72-5148 (b) (3), the portion of the school district's state Foundation aid attributable to the transportation weighting shall not be in excess of 110% of the school district's total expenditures for regular route transportation from all funds for the immediately preceding school year. The current year general fund budget will be reduced by any amount in excess of the 110% cap. These expenditures are reflected on the "Overall Audit Summary" for the 2018-19 school year recently completed by KSDE.

Kansas leads the world in the success of each student.

In addition, school districts expending money in excess of the prior year legal maximum general fund budget are in violation of Kansas statute. After review of the local CPA audit for the prior year, the current year general fund budget will be reduced by any over expenditure.

If there are any discrepancies or questions regarding this letter, please contact School Finance as soon as possible.

Sincerely,



Dale M. Dennis, Deputy Commissioner
Division of Fiscal & Administrative Services



Craig Neuenswander, Director
School Finance

cc: District Clerk
President of Board

Enclosure

June 16, 2020

FINAL AUDITED LEGAL MAX

USD 234 Fort Scott

2019-20 Legal Maximum General Fund Budget

(General Fund computed using \$4,436 BASE)

<u>Col 1</u>	<u>Col 2</u>	<u>Col 3</u>	<u>Col 4</u>	<u>Col 5</u>		<u>Col 7</u>	<u>Col 8</u>	<u>Col 9</u>	<u>Col 11</u>
FTE Enroll (excl Preschool- Aged AR & virtual) 9/20/16 & 2/20/17	FTE Enroll (excl Preschool- Aged AR & virtual) 9/20/17 & 2/20/18	FTE Enroll (excl Preschool- Aged AR & virtual) 9/20/18 & 2/20/19	Adjusted Enrollment	Preschool-Aged At-Risk (9/20 plus 2/20)		Total Adj. Enrollment (incl Preschool-Aged At-Risk)	Low & High Enrollment WTD FTE	Bilingual (max Hrs or Hdct) WTD FTE	Career/ Tech Ed WTD FTE
1,832.5	1,844.0	1,863.0	1,863.0	23.0		1,886.0	66.1	1.9	41.6
<u>Col 14</u>	<u>Col 17</u>	<u>Col 19</u>	<u>Col 23</u>	<u>Col 24</u>	<u>Col 26</u>	<u>Col 28</u>	<u>Col 29</u>		<u>Col 34</u>
At-Risk (Free Lunch) WTD FTE	High Density At-Risk WTD FTE	School Facilities WTD FTE	Trans- portation WTD FTE	Ancillary WTD FTE	Cost of Living WTD FTE	Special Education WTD FTE	KAMS FTE	Total WTD FTE (incl SPED)	Virtual State Aid
422.5	69.1	0.0	117.7	0.0	0.0	382.0	0.0	2,986.9	23,060
<u>Col 36</u>	<u>Col 37</u>	<u>Col 38</u>	<u>Col 39</u>	<u>Col 40</u>	<u>Col 41</u>	<u>Col 42</u>	<u>Col 43</u>	<u>Col 44</u>	<u>Col 45</u>
Computed General Fund	Adopted General Fund	Legal Max General Fund (before reductions)	Prior Year Total Reductions	2019-20 Adj. Legal General Fund Budget	2019-20 LOB Base General Fund	2019-20 LOB Authorized Percent	Computed Local Option Budget	Adopted Local Option Budget	Legal Max LOB Budget
13,272,948	13,358,691	13,272,948	0	13,272,948	13,567,777	30.00%	4,070,333	4,101,105	4,070,333

Column Notes

- Col 4 - Higher of 1st preceding year, 2nd preceding year or 3-year average (if eligible).
- Col 7 - Column 4 plus current Preschool-Aged At Risk.
- Col 9 - Higher of Bilingual Contact Hours weighting or Bilingual Headcount weighting.
- Col 11 - Career/Tech Ed contact hours divided by 6 then multiplied times factor (0.5).
- Col 14 - Free Meals times Free Lunch Factor (0.484).
- Col 17 - Higher of USD level or School level high density at-risk.
- Col 23 - Higher of 2019-20 or 2016-17 transportation state aid converted to WTD FTE. (expires 6-30-2021)
- Col 34 - Virtual Full-Time = \$5,000; Virtual Part-Time = \$1,700; Virtual Credits (Max 6 credits) = \$709.
- Col 38 - Legal General Fund; Lesser of Column 36 or Column 37.
- Col 39 - Reductions may include the following: Prior year budget violation, prior year virtual credits or transportation adjustments.
- Col 40 - Adjusted Legal General Fund; Column 38 less Column 39
- Col 45 - Legal LOB: Lesser of Column 43 or Column 44.



900 S.W. Jackson Street, Suite 102
Topeka, Kansas 66612-1212
(785) 296-3201
www.ksde.org

June 16, 2020

Bret Howard, Superintendent
USD 235 Uniontown
601 Fifth Street
Uniontown, KS 66779

FINAL AUDITED LEGAL MAX

Dear Mr. Howard,

For the 2019-20 school year, the legal general fund is **\$3,914,202** and the legal local option budget (LOB) is **\$1,222,364**. Under KSA 72-5131, the general fund budget is computed using preceding years' enrollment plus current year weightings multiplied times the BASE of \$4,436, plus virtual state aid. The LOB base general fund calculation starts with the total weighted enrollment, excluding special education, KAMS and virtual state aid. This total is multiplied by the LOB BASE of \$4,558, the higher of the 2008-2009 or current year special education state aid is added, and the sum is multiplied by the authorized district LOB percentage to obtain the maximum LOB budget.

Enclosed is a printout showing data used to compute the general fund and LOB: a) preceding years' enrollment; b) current year total WTD FTE and c) virtual state aid. This information is based upon audited enrollment. To view the complete data used to calculate the individual weightings, download the "FY 2020 Legal Max Final" from the school finance website: <https://www.ksde.org/Agency/Fiscal-and-Administrative-Services/School-Finance/Legal-Max-General-Fund-School-Finance-Studies>

The final legal maximum general fund is based upon actual Special Education state aid and Virtual Credits (20 and over) reported on the local effort. All special education state aid must be deposited in the general fund and transferred to the special education fund.

Under KSA 72-5148 (b) (3), the portion of the school district's state Foundation aid attributable to the transportation weighting shall not be in excess of 110% of the school district's total expenditures for regular route transportation from all funds for the immediately preceding school year. The current year general fund budget will be reduced by any amount in excess of the 110% cap. These expenditures are reflected on the "Overall Audit Summary" for the 2018-19 school year recently completed by KSDE.

Kansas leads the world in the success of each student.

In addition, school districts expending money in excess of the prior year legal maximum general fund budget are in violation of Kansas statute. After review of the local CPA audit for the prior year, the current year general fund budget will be reduced by any over expenditure.

If there are any discrepancies or questions regarding this letter, please contact School Finance as soon as possible.

Sincerely,

A handwritten signature in black ink, appearing to read 'Dale M. Dennis', with a long horizontal flourish extending to the right.

Dale M. Dennis, Deputy Commissioner
Division of Fiscal & Administrative Services

A handwritten signature in black ink, appearing to read 'Craig Neuenswander', with a horizontal line drawn underneath.

Craig Neuenswander, Director
School Finance

cc: District Clerk
President of Board

Enclosure

June 16, 2020

FINAL AUDITED LEGAL MAX

USD 235 Uniontown

2019-20 Legal Maximum General Fund Budget

(General Fund computed using \$4,436 BASE)

<u>Col 1</u>	<u>Col 2</u>	<u>Col 3</u>	<u>Col 4</u>	<u>Col 5</u>		<u>Col 7</u>	<u>Col 8</u>	<u>Col 9</u>	<u>Col 11</u>
FTE Enroll (excl Preschool- Aged AR & virtual) 9/20/16 & 2/20/17	FTE Enroll (excl Preschool- Aged AR & virtual) 9/20/17 & 2/20/18	FTE Enroll (excl Preschool- Aged AR & virtual) 9/20/18 & 2/20/19	Adjusted Enrollment	Preschool-Aged At-Risk (9/20 plus 2/20)		Total Adj. Enrollment (incl Preschool-Aged At-Risk)	Low & High Enrollment WTD FTE	Bilingual (max Hrs or Hdct) WTD FTE	Career/ Tech Ed WTD FTE
428.0	429.5	428.5	429.5	6.0		435.5	190.8	0.0	5.5
<u>Col 14</u>	<u>Col 17</u>	<u>Col 19</u>	<u>Col 23</u>	<u>Col 24</u>	<u>Col 26</u>	<u>Col 28</u>	<u>Col 29</u>		<u>Col 34</u>
At-Risk (Free Lunch) WTD FTE	High Density At-Risk WTD FTE	School Facilities WTD FTE	Trans- portation WTD FTE	Ancillary WTD FTE	Cost of Living WTD FTE	Special Education WTD FTE	KAMS FTE	Total WTD FTE (incl SPED)	Virtual State Aid
83.2	12.0	0.0	71.3	0.0	0.0	98.3	0.0	896.6	0
<u>Col 36</u>	<u>Col 37</u>	<u>Col 38</u>	<u>Col 39</u>	<u>Col 40</u>	<u>Col 41</u>	<u>Col 42</u>	<u>Col 43</u>	<u>Col 44</u>	<u>Col 45</u>
Computed General Fund	Adopted General Fund	Legal Max General Fund (before reductions)	Prior Year Total Reductions	2019-20 Adj. Legal General Fund Budget	2019-20 LOB Base General Fund	2019-20 LOB Authorized Percent	Computed Local Option Budget	Adopted Local Option Budget	Legal Max LOB Budget
3,977,318	4,027,444	3,977,318	-63,116	3,914,202	4,074,546	30.00%	1,222,364	1,228,393	1,222,364

Column Notes

- Col 4 - Higher of 1st preceding year, 2nd preceding year or 3-year average (if eligible).
- Col 7 - Column 4 plus current Preschool-Aged At Risk.
- Col 9 - Higher of Bilingual Contact Hours weighting or Bilingual Headcount weighting.
- Col 11 - Career/Tech Ed contact hours divided by 6 then multiplied times factor (0.5).
- Col 14 - Free Meals times Free Lunch Factor (0.484).
- Col 17 - Higher of USD level or School level high density at-risk.
- Col 23 - Higher of 2019-20 or 2016-17 transportation state aid converted to WTD FTE. (expires 6-30-2021)
- Col 34 - Virtual Full-Time = \$5,000; Virtual Part-Time = \$1,700; Virtual Credits (Max 6 credits) = \$709.
- Col 38 - Legal General Fund; Lesser of Column 36 or Column 37.
- Col 39 - Reductions may include the following: Prior year budget violation, prior year virtual credits or transportation adjustments.
- Col 40 - Adjusted Legal General Fund; Column 38 less Column 39
- Col 45 - Legal LOB: Lesser of Column 43 or Column 44.



900 S.W. Jackson Street, Suite 102
Topeka, Kansas 66612-1212
(785) 296-3201
www.ksde.org

June 16, 2020

Joshua Lanning, Superintendent
USD 237 Smith Center
216 S. Jefferson
Smith Center, KS 66967

FINAL AUDITED LEGAL MAX

Dear Mr. Lanning,

For the 2019-20 school year, the legal general fund is **\$3,755,074** and the legal local option budget (LOB) is **\$1,293,670**. Under KSA 72-5131, the general fund budget is computed using preceding years' enrollment plus current year weightings multiplied times the BASE of \$4,436, plus virtual state aid. The LOB base general fund calculation starts with the total weighted enrollment, excluding special education, KAMS and virtual state aid. This total is multiplied by the LOB BASE of \$4,558, the higher of the 2008-2009 or current year special education state aid is added, and the sum is multiplied by the authorized district LOB percentage to obtain the maximum LOB budget.

Enclosed is a printout showing data used to compute the general fund and LOB: a) preceding years' enrollment; b) current year total WTD FTE and c) virtual state aid. This information is based upon audited enrollment. To view the complete data used to calculate the individual weightings, download the "FY 2020 Legal Max Final" from the school finance website: <https://www.ksde.org/Agency/Fiscal-and-Administrative-Services/School-Finance/Legal-Max-General-Fund-School-Finance-Studies>

The final legal maximum general fund is based upon actual Special Education state aid and Virtual Credits (20 and over) reported on the local effort. All special education state aid must be deposited in the general fund and transferred to the special education fund.

Under KSA 72-5148 (b) (3), the portion of the school district's state Foundation aid attributable to the transportation weighting shall not be in excess of 110% of the school district's total expenditures for regular route transportation from all funds for the immediately preceding school year. The current year general fund budget will be reduced by any amount in excess of the 110% cap. These expenditures are reflected on the "Overall Audit Summary" for the 2018-19 school year recently completed by KSDE.

Kansas leads the world in the success of each student.

In addition, school districts expending money in excess of the prior year legal maximum general fund budget are in violation of Kansas statute. After review of the local CPA audit for the prior year, the current year general fund budget will be reduced by any over expenditure.

If there are any discrepancies or questions regarding this letter, please contact School Finance as soon as possible.

Sincerely,

A handwritten signature in black ink, appearing to read 'Dale M. Dennis', with a stylized flourish at the end.

Dale M. Dennis, Deputy Commissioner
Division of Fiscal & Administrative Services

A handwritten signature in black ink, appearing to read 'Craig Neuenswander', with a horizontal line underneath.

Craig Neuenswander, Director
School Finance

cc: District Clerk
President of Board

Enclosure

June 16, 2020

FINAL AUDITED LEGAL MAX

USD 237 Smith Center

2019-20 Legal Maximum General Fund Budget

(General Fund computed using \$4,436 BASE)

<u>Col 1</u>	<u>Col 2</u>	<u>Col 3</u>	<u>Col 4</u>	<u>Col 5</u>		<u>Col 7</u>	<u>Col 8</u>	<u>Col 9</u>	<u>Col 11</u>
FTE Enroll (excl Preschool- Aged AR & virtual) 9/20/16 & 2/20/17	FTE Enroll (excl Preschool- Aged AR & virtual) 9/20/17 & 2/20/18	FTE Enroll (excl Preschool- Aged AR & virtual) 9/20/18 & 2/20/19	Adjusted Enrollment	Preschool-Aged At-Risk (9/20 plus 2/20)		Total Adj. Enrollment (incl Preschool-Aged At-Risk)	Low & High Enrollment WTD FTE	Bilingual (max Hrs or Hdct) WTD FTE	Career/ Tech Ed WTD FTE
395.0	396.0	423.3	423.3	0.0		423.3	187.2	0.7	10.2
<u>Col 14</u>	<u>Col 17</u>	<u>Col 19</u>	<u>Col 23</u>	<u>Col 24</u>	<u>Col 26</u>	<u>Col 28</u>	<u>Col 29</u>		<u>Col 34</u>
At-Risk (Free Lunch) WTD FTE	High Density At-Risk WTD FTE	School Facilities WTD FTE	Trans- portation WTD FTE	Ancillary WTD FTE	Cost of Living WTD FTE	Special Education WTD FTE	KAMS FTE	Total WTD FTE (incl SPED)	Virtual State Aid
66.8	0.0	0.0	43.3	0.0	0.0	115.0	0.0	846.5	0
<u>Col 36</u>	<u>Col 37</u>	<u>Col 38</u>	<u>Col 39</u>	<u>Col 40</u>	<u>Col 41</u>	<u>Col 42</u>	<u>Col 43</u>	<u>Col 44</u>	<u>Col 45</u>
Computed General Fund	Adopted General Fund	Legal Max General Fund (before reductions)	Prior Year Total Reductions	2019-20 Adj. Legal General Fund Budget	2019-20 LOB Base General Fund	2019-20 LOB Authorized Percent	Computed Local Option Budget	Adopted Local Option Budget	Legal Max LOB Budget
3,755,074	3,929,409	3,755,074	0	3,755,074	3,920,212	33.00%	1,293,670	1,326,447	1,293,670

Column Notes

Col 4 - Higher of 1st preceding year, 2nd preceding year or 3-year average (if eligible).

Col 7 - Column 4 plus current Preschool-Aged At Risk.

Col 9 - Higher of Bilingual Contact Hours weighting or Bilingual Headcount weighting.

Col 11 - Career/Tech Ed contact hours divided by 6 then multiplied times factor (0.5).

Col 14 - Free Meals times Free Lunch Factor (0.484).

Col 17 - Higher of USD level or School level high density at-risk.

Col 23 - Higher of 2019-20 or 2016-17 transportation state aid converted to WTD FTE. (expires 6-30-2021)

Col 34 - Virtual Full-Time = \$5,000; Virtual Part-Time = \$1,700; Virtual Credits (Max 6 credits) = \$709.

Col 38 - Legal General Fund; Lesser of Column 36 or Column 37.

Col 39 - Reductions may include the following: Prior year budget violation, prior year virtual credits or transportation adjustments.

Col 40 - Adjusted Legal General Fund; Column 38 less Column 39

Col 45 - Legal LOB: Lesser of Column 43 or Column 44.



900 S.W. Jackson Street, Suite 102
Topeka, Kansas 66612-1212
(785) 296-3201
www.ksde.org

June 16, 2020

Chris Vignery, Superintendent
USD 239 North Ottawa County
PO Box 257
Minneapolis, KS 67467-0257

FINAL AUDITED LEGAL MAX

Dear Mr. Vignery,

For the 2019-20 school year, the legal general fund is **\$5,048,612** and the legal local option budget (LOB) is **\$1,705,556**. Under KSA 72-5131, the general fund budget is computed using preceding years' enrollment plus current year weightings multiplied times the BASE of \$4,436, plus virtual state aid. The LOB base general fund calculation starts with the total weighted enrollment, excluding special education, KAMS and virtual state aid. This total is multiplied by the LOB BASE of \$4,558, the higher of the 2008-2009 or current year special education state aid is added, and the sum is multiplied by the authorized district LOB percentage to obtain the maximum LOB budget.

Enclosed is a printout showing data used to compute the general fund and LOB: a) preceding years' enrollment; b) current year total WTD FTE and c) virtual state aid. This information is based upon audited enrollment. To view the complete data used to calculate the individual weightings, download the "FY 2020 Legal Max Final" from the school finance website: <https://www.ksde.org/Agency/Fiscal-and-Administrative-Services/School-Finance/Legal-Max-General-Fund-School-Finance-Studies>

The final legal maximum general fund is based upon actual Special Education state aid and Virtual Credits (20 and over) reported on the local effort. All special education state aid must be deposited in the general fund and transferred to the special education fund.

Under KSA 72-5148 (b) (3), the portion of the school district's state Foundation aid attributable to the transportation weighting shall not be in excess of 110% of the school district's total expenditures for regular route transportation from all funds for the immediately preceding school year. The current year general fund budget will be reduced by any amount in excess of the 110% cap. These expenditures are reflected on the "Overall Audit Summary" for the 2018-19 school year recently completed by KSDE.

Kansas leads the world in the success of each student.

In addition, school districts expending money in excess of the prior year legal maximum general fund budget are in violation of Kansas statute. After review of the local CPA audit for the prior year, the current year general fund budget will be reduced by any over expenditure.

If there are any discrepancies or questions regarding this letter, please contact School Finance as soon as possible.

Sincerely,

A handwritten signature in black ink, appearing to read 'Dale M. Dennis', with a long horizontal flourish extending to the right.

Dale M. Dennis, Deputy Commissioner
Division of Fiscal & Administrative Services

A handwritten signature in black ink, appearing to read 'Craig Neuenswander', with a horizontal line drawn underneath the signature.

Craig Neuenswander, Director
School Finance

cc: District Clerk
President of Board

Enclosure

June 16, 2020

FINAL AUDITED LEGAL MAX

USD 239 North Ottawa County

2019-20 Legal Maximum General Fund Budget

(General Fund computed using \$4,436 BASE)

<u>Col 1</u>	<u>Col 2</u>	<u>Col 3</u>	<u>Col 4</u>	<u>Col 5</u>		<u>Col 7</u>	<u>Col 8</u>	<u>Col 9</u>	<u>Col 11</u>
FTE Enroll (excl Preschool- Aged AR & virtual) 9/20/16 & 2/20/17	FTE Enroll (excl Preschool- Aged AR & virtual) 9/20/17 & 2/20/18	FTE Enroll (excl Preschool- Aged AR & virtual) 9/20/18 & 2/20/19	Adjusted Enrollment	Preschool-Aged At-Risk (9/20 plus 2/20)		Total Adj. Enrollment (incl Preschool-Aged At-Risk)	Low & High Enrollment WTD FTE	Bilingual (max Hrs or Hdct) WTD FTE	Career/ Tech Ed WTD FTE
611.2	606.0	594.8	606.0	0.0		606.0	230.4	0.0	12.4
<u>Col 14</u>	<u>Col 17</u>	<u>Col 19</u>	<u>Col 23</u>	<u>Col 24</u>	<u>Col 26</u>	<u>Col 28</u>	<u>Col 29</u>		<u>Col 34</u>
At-Risk (Free Lunch) WTD FTE	High Density At-Risk WTD FTE	School Facilities WTD FTE	Trans- portation WTD FTE	Ancillary WTD FTE	Cost of Living WTD FTE	Special Education WTD FTE	KAMS FTE	Total WTD FTE (incl SPED)	Virtual State Aid
79.9	0.0	0.0	52.8	0.0	0.0	156.6	0.0	1,138.1	0
<u>Col 36</u>	<u>Col 37</u>	<u>Col 38</u>	<u>Col 39</u>	<u>Col 40</u>	<u>Col 41</u>	<u>Col 42</u>	<u>Col 43</u>	<u>Col 44</u>	<u>Col 45</u>
Computed General Fund	Adopted General Fund	Legal Max General Fund (before reductions)	Prior Year Total Reductions	2019-20 Adj. Legal General Fund Budget	2019-20 LOB Base General Fund	2019-20 LOB Authorized Percent	Computed Local Option Budget	Adopted Local Option Budget	Legal Max LOB Budget
5,048,612	5,144,429	5,048,612	0	5,048,612	5,168,352	33.00%	1,705,556	1,737,383	1,705,556

Column Notes

Col 4 - Higher of 1st preceding year, 2nd preceding year or 3-year average (if eligible).

Col 7 - Column 4 plus current Preschool-Aged At Risk.

Col 9 - Higher of Bilingual Contact Hours weighting or Bilingual Headcount weighting.

Col 11 - Career/Tech Ed contact hours divided by 6 then multiplied times factor (0.5).

Col 14 - Free Meals times Free Lunch Factor (0.484).

Col 17 - Higher of USD level or School level high density at-risk.

Col 23 - Higher of 2019-20 or 2016-17 transportation state aid converted to WTD FTE. (expires 6-30-2021)

Col 34 - Virtual Full-Time = \$5,000; Virtual Part-Time = \$1,700; Virtual Credits (Max 6 credits) = \$709.

Col 38 - Legal General Fund; Lesser of Column 36 or Column 37.

Col 39 - Reductions may include the following: Prior year budget violation, prior year virtual credits or transportation adjustments.

Col 40 - Adjusted Legal General Fund; Column 38 less Column 39

Col 45 - Legal LOB: Lesser of Column 43 or Column 44.



900 S.W. Jackson Street, Suite 102
Topeka, Kansas 66612-1212
(785) 296-3201
www.ksde.org

June 16, 2020

Fred Van Ranken, Superintendent
USD 240 Twin Valley
Box 38
Bennington, KS 67422-0038

FINAL AUDITED LEGAL MAX

Dear Mr. Van Ranken,

For the 2019-20 school year, the legal general fund is **\$5,002,506** and the legal local option budget (LOB) is **\$1,690,425**. Under KSA 72-5131, the general fund budget is computed using preceding years' enrollment plus current year weightings multiplied times the BASE of \$4,436, plus virtual state aid. The LOB base general fund calculation starts with the total weighted enrollment, excluding special education, KAMS and virtual state aid. This total is multiplied by the LOB BASE of \$4,558, the higher of the 2008-2009 or current year special education state aid is added, and the sum is multiplied by the authorized district LOB percentage to obtain the maximum LOB budget.

Enclosed is a printout showing data used to compute the general fund and LOB: a) preceding years' enrollment; b) current year total WTD FTE and c) virtual state aid. This information is based upon audited enrollment. To view the complete data used to calculate the individual weightings, download the "FY 2020 Legal Max Final" from the school finance website: <https://www.ksde.org/Agency/Fiscal-and-Administrative-Services/School-Finance/Legal-Max-General-Fund-School-Finance-Studies>

The final legal maximum general fund is based upon actual Special Education state aid and Virtual Credits (20 and over) reported on the local effort. All special education state aid must be deposited in the general fund and transferred to the special education fund.

Under KSA 72-5148 (b) (3), the portion of the school district's state Foundation aid attributable to the transportation weighting shall not be in excess of 110% of the school district's total expenditures for regular route transportation from all funds for the immediately preceding school year. The current year general fund budget will be reduced by any amount in excess of the 110% cap. These expenditures are reflected on the "Overall Audit Summary" for the 2018-19 school year recently completed by KSDE.

Kansas leads the world in the success of each student.

In addition, school districts expending money in excess of the prior year legal maximum general fund budget are in violation of Kansas statute. After review of the local CPA audit for the prior year, the current year general fund budget will be reduced by any over expenditure.

If there are any discrepancies or questions regarding this letter, please contact School Finance as soon as possible.

Sincerely,

A handwritten signature in black ink, appearing to read 'Dale M. Dennis', with a stylized flourish at the end.

Dale M. Dennis, Deputy Commissioner
Division of Fiscal & Administrative Services

A handwritten signature in black ink, appearing to read 'Craig Neuenswander', with a horizontal line underneath.

Craig Neuenswander, Director
School Finance

cc: District Clerk
President of Board

Enclosure

June 16, 2020

FINAL AUDITED LEGAL MAX

USD 240 Twin Valley

2019-20 Legal Maximum General Fund Budget

(General Fund computed using \$4,436 BASE)

<u>Col 1</u>	<u>Col 2</u>	<u>Col 3</u>	<u>Col 4</u>	<u>Col 5</u>		<u>Col 7</u>	<u>Col 8</u>	<u>Col 9</u>	<u>Col 11</u>
FTE Enroll (excl Preschool- Aged AR & virtual) 9/20/16 & 2/20/17	FTE Enroll (excl Preschool- Aged AR & virtual) 9/20/17 & 2/20/18	FTE Enroll (excl Preschool- Aged AR & virtual) 9/20/18 & 2/20/19	Adjusted Enrollment	Preschool-Aged At-Risk (9/20 plus 2/20)		Total Adj. Enrollment (incl Preschool-Aged At-Risk)	Low & High Enrollment WTD FTE	Bilingual (max Hrs or Hdct) WTD FTE	Career/ Tech Ed WTD FTE
579.5	582.6	562.0	582.6	12.0		594.6	228.4	0.0	15.2
<u>Col 14</u>	<u>Col 17</u>	<u>Col 19</u>	<u>Col 23</u>	<u>Col 24</u>	<u>Col 26</u>	<u>Col 28</u>	<u>Col 29</u>		<u>Col 34</u>
At-Risk (Free Lunch) WTD FTE	High Density At-Risk WTD FTE	School Facilities WTD FTE	Trans- portation WTD FTE	Ancillary WTD FTE	Cost of Living WTD FTE	Special Education WTD FTE	KAMS FTE	Total WTD FTE (incl SPED)	Virtual State Aid
99.2	8.9	0.0	47.2	0.0	0.0	133.9	0.0	1,127.4	1,360
<u>Col 36</u>	<u>Col 37</u>	<u>Col 38</u>	<u>Col 39</u>	<u>Col 40</u>	<u>Col 41</u>	<u>Col 42</u>	<u>Col 43</u>	<u>Col 44</u>	<u>Col 45</u>
Computed General Fund	Adopted General Fund	Legal Max General Fund (before reductions)	Prior Year Total Reductions	2019-20 Adj. Legal General Fund Budget	2019-20 LOB Base General Fund	2019-20 LOB Authorized Percent	Computed Local Option Budget	Adopted Local Option Budget	Legal Max LOB Budget
5,002,506	5,075,671	5,002,506	0	5,002,506	5,122,500	33.00%	1,690,425	1,715,032	1,690,425

Column Notes

- Col 4 - Higher of 1st preceding year, 2nd preceding year or 3-year average (if eligible).
- Col 7 - Column 4 plus current Preschool-Aged At Risk.
- Col 9 - Higher of Bilingual Contact Hours weighting or Bilingual Headcount weighting.
- Col 11 - Career/Tech Ed contact hours divided by 6 then multiplied times factor (0.5).
- Col 14 - Free Meals times Free Lunch Factor (0.484).
- Col 17 - Higher of USD level or School level high density at-risk.
- Col 23 - Higher of 2019-20 or 2016-17 transportation state aid converted to WTD FTE. (expires 6-30-2021)
- Col 34 - Virtual Full-Time = \$5,000; Virtual Part-Time = \$1,700; Virtual Credits (Max 6 credits) = \$709.
- Col 38 - Legal General Fund; Lesser of Column 36 or Column 37.
- Col 39 - Reductions may include the following: Prior year budget violation, prior year virtual credits or transportation adjustments.
- Col 40 - Adjusted Legal General Fund; Column 38 less Column 39
- Col 45 - Legal LOB: Lesser of Column 43 or Column 44.



900 S.W. Jackson Street, Suite 102
Topeka, Kansas 66612-1212
(785) 296-3201
www.ksde.org

June 16, 2020

Russell Orton, Superintendent
USD 241 Wallace County Schools
521 N. Main
Sharon Springs, KS 67758

FINAL AUDITED LEGAL MAX

Dear Mr. Orton,

For the 2019-20 school year, the legal general fund is **\$1,880,139** and the legal local option budget (LOB) is **\$595,223**. Under KSA 72-5131, the general fund budget is computed using preceding years' enrollment plus current year weightings multiplied times the BASE of \$4,436, plus virtual state aid. The LOB base general fund calculation starts with the total weighted enrollment, excluding special education, KAMS and virtual state aid. This total is multiplied by the LOB BASE of \$4,558, the higher of the 2008-2009 or current year special education state aid is added, and the sum is multiplied by the authorized district LOB percentage to obtain the maximum LOB budget.

Enclosed is a printout showing data used to compute the general fund and LOB: a) preceding years' enrollment; b) current year total WTD FTE and c) virtual state aid. This information is based upon audited enrollment. To view the complete data used to calculate the individual weightings, download the "FY 2020 Legal Max Final" from the school finance website: <https://www.ksde.org/Agency/Fiscal-and-Administrative-Services/School-Finance/Legal-Max-General-Fund-School-Finance-Studies>

The final legal maximum general fund is based upon actual Special Education state aid and Virtual Credits (20 and over) reported on the local effort. All special education state aid must be deposited in the general fund and transferred to the special education fund.

Under KSA 72-5148 (b) (3), the portion of the school district's state Foundation aid attributable to the transportation weighting shall not be in excess of 110% of the school district's total expenditures for regular route transportation from all funds for the immediately preceding school year. The current year general fund budget will be reduced by any amount in excess of the 110% cap. These expenditures are reflected on the "Overall Audit Summary" for the 2018-19 school year recently completed by KSDE.

Kansas leads the world in the success of each student.

In addition, school districts expending money in excess of the prior year legal maximum general fund budget are in violation of Kansas statute. After review of the local CPA audit for the prior year, the current year general fund budget will be reduced by any over expenditure.

If there are any discrepancies or questions regarding this letter, please contact School Finance as soon as possible.

Sincerely,

A handwritten signature in black ink, appearing to read 'Dale M. Dennis', with a long horizontal flourish extending to the right.

Dale M. Dennis, Deputy Commissioner
Division of Fiscal & Administrative Services

A handwritten signature in black ink, appearing to read 'Craig Neuenswander', with a horizontal line drawn underneath the signature.

Craig Neuenswander, Director
School Finance

cc: District Clerk
President of Board

Enclosure

June 16, 2020

FINAL AUDITED LEGAL MAX

USD 241 Wallace County Schools
2019-20 Legal Maximum General Fund Budget
(General Fund computed using \$4,436 BASE)

<u>Col 1</u>	<u>Col 2</u>	<u>Col 3</u>	<u>Col 4</u>	<u>Col 5</u>		<u>Col 7</u>	<u>Col 8</u>	<u>Col 9</u>	<u>Col 11</u>
FTE Enroll (excl Preschool- Aged AR & virtual) 9/20/16 & 2/20/17	FTE Enroll (excl Preschool- Aged AR & virtual) 9/20/17 & 2/20/18	FTE Enroll (excl Preschool- Aged AR & virtual) 9/20/18 & 2/20/19	Adjusted Enrollment	Preschool-Aged At-Risk (9/20 plus 2/20)		Total Adj. Enrollment (incl Preschool-Aged At-Risk)	Low & High Enrollment WTD FTE	Bilingual (max Hrs or Hdct) WTD FTE	Career/ Tech Ed WTD FTE
200.5	199.5	198.0	199.5	0.0		199.5	149.7	0.9	0.0
<u>Col 14</u>	<u>Col 17</u>	<u>Col 19</u>	<u>Col 23</u>	<u>Col 24</u>	<u>Col 26</u>	<u>Col 28</u>	<u>Col 29</u>		<u>Col 34</u>
At-Risk (Free Lunch) WTD FTE	High Density At-Risk WTD FTE	School Facilities WTD FTE	Trans- portation WTD FTE	Ancillary WTD FTE	Cost of Living WTD FTE	Special Education WTD FTE	KAMS FTE	Total WTD FTE (incl SPED)	Virtual State Aid
26.6	0.0	0.0	24.2	0.0	0.0	33.1	0.0	434.0	0
<u>Col 36</u>	<u>Col 37</u>	<u>Col 38</u>	<u>Col 39</u>	<u>Col 40</u>	<u>Col 41</u>	<u>Col 42</u>	<u>Col 43</u>	<u>Col 44</u>	<u>Col 45</u>
Computed General Fund	Adopted General Fund	Legal Max General Fund (before reductions)	Prior Year Total Reductions	2019-20 Adj. Legal General Fund Budget	2019-20 LOB Base General Fund	2019-20 LOB Authorized Percent	Computed Local Option Budget	Adopted Local Option Budget	Legal Max LOB Budget
1,925,224	1,971,358	1,925,224	-45,085	1,880,139	1,984,076	30.00%	595,223	606,218	595,223

Column Notes

Col 4 - Higher of 1st preceding year, 2nd preceding year or 3-year average (if eligible).
Col 7 - Column 4 plus current Preschool-Aged At Risk.
Col 9 - Higher of Bilingual Contact Hours weighting or Bilingual Headcount weighting.
Col 11 - Career/Tech Ed contact hours divided by 6 then multiplied times factor (0.5).
Col 14 - Free Meals times Free Lunch Factor (0.484).
Col 17 - Higher of USD level or School level high density at-risk.
Col 23 - Higher of 2019-20 or 2016-17 transportation state aid converted to WTD FTE. (expires 6-30-2021)
Col 34 - Virtual Full-Time = \$5,000; Virtual Part-Time = \$1,700; Virtual Credits (Max 6 credits) = \$709.
Col 38 - Legal General Fund; Lesser of Column 36 or Column 37.
Col 39 - Reductions may include the following: Prior year budget violation, prior year virtual credits or transportation adjustments.
Col 40 - Adjusted Legal General Fund; Column 38 less Column 39
Col 45 - Legal LOB: Lesser of Column 43 or Column 44.



900 S.W. Jackson Street, Suite 102
Topeka, Kansas 66612-1212
(785) 296-3201
www.ksde.org

June 16, 2020

Dave Hale, Superintendent
USD 242 Weskan
219 Coyote Blvd
Weskan, KS 67762-4004

FINAL AUDITED LEGAL MAX

Dear Mr. Hale,

For the 2019-20 school year, the legal general fund is **\$1,108,371** and the legal local option budget (LOB) is **\$378,398**. Under KSA 72-5131, the general fund budget is computed using preceding years' enrollment plus current year weightings multiplied times the BASE of \$4,436, plus virtual state aid. The LOB base general fund calculation starts with the total weighted enrollment, excluding special education, KAMS and virtual state aid. This total is multiplied by the LOB BASE of \$4,558, the higher of the 2008-2009 or current year special education state aid is added, and the sum is multiplied by the authorized district LOB percentage to obtain the maximum LOB budget.

Enclosed is a printout showing data used to compute the general fund and LOB: a) preceding years' enrollment; b) current year total WTD FTE and c) virtual state aid. This information is based upon audited enrollment. To view the complete data used to calculate the individual weightings, download the "FY 2020 Legal Max Final" from the school finance website: <https://www.ksde.org/Agency/Fiscal-and-Administrative-Services/School-Finance/Legal-Max-General-Fund-School-Finance-Studies>

The final legal maximum general fund is based upon actual Special Education state aid and Virtual Credits (20 and over) reported on the local effort. All special education state aid must be deposited in the general fund and transferred to the special education fund.

Under KSA 72-5148 (b) (3), the portion of the school district's state Foundation aid attributable to the transportation weighting shall not be in excess of 110% of the school district's total expenditures for regular route transportation from all funds for the immediately preceding school year. The current year general fund budget will be reduced by any amount in excess of the 110% cap. These expenditures are reflected on the "Overall Audit Summary" for the 2018-19 school year recently completed by KSDE.

Kansas leads the world in the success of each student.

In addition, school districts expending money in excess of the prior year legal maximum general fund budget are in violation of Kansas statute. After review of the local CPA audit for the prior year, the current year general fund budget will be reduced by any over expenditure.

If there are any discrepancies or questions regarding this letter, please contact School Finance as soon as possible.

Sincerely,



Dale M. Dennis, Deputy Commissioner
Division of Fiscal & Administrative Services



Craig Neuenswander, Director
School Finance

cc: District Clerk
President of Board

Enclosure

June 16, 2020

FINAL AUDITED LEGAL MAX

USD 242 Weskan

2019-20 Legal Maximum General Fund Budget

(General Fund computed using \$4,436 BASE)

<u>Col 1</u>	<u>Col 2</u>	<u>Col 3</u>	<u>Col 4</u>	<u>Col 5</u>		<u>Col 7</u>	<u>Col 8</u>	<u>Col 9</u>	<u>Col 11</u>
FTE Enroll (excl Preschool- Aged AR & virtual) 9/20/16 & 2/20/17	FTE Enroll (excl Preschool- Aged AR & virtual) 9/20/17 & 2/20/18	FTE Enroll (excl Preschool- Aged AR & virtual) 9/20/18 & 2/20/19	Adjusted Enrollment	Preschool-Aged At-Risk (9/20 plus 2/20)		Total Adj. Enrollment (incl Preschool-Aged At-Risk)	Low & High Enrollment WTD FTE	Bilingual (max Hrs or Hdct) WTD FTE	Career/ Tech Ed WTD FTE
102.5	103.5	99.5	103.5	0.0		103.5	104.0	0.7	0.9
<u>Col 14</u>	<u>Col 17</u>	<u>Col 19</u>	<u>Col 23</u>	<u>Col 24</u>	<u>Col 26</u>	<u>Col 28</u>	<u>Col 29</u>		<u>Col 34</u>
At-Risk (Free Lunch) WTD FTE	High Density At-Risk WTD FTE	School Facilities WTD FTE	Trans- portation WTD FTE	Ancillary WTD FTE	Cost of Living WTD FTE	Special Education WTD FTE	KAMS FTE	Total WTD FTE (incl SPED)	Virtual State Aid
7.7	0.0	0.0	12.0	0.0	0.0	23.4	0.0	252.2	0
<u>Col 36</u>	<u>Col 37</u>	<u>Col 38</u>	<u>Col 39</u>	<u>Col 40</u>	<u>Col 41</u>	<u>Col 42</u>	<u>Col 43</u>	<u>Col 44</u>	<u>Col 45</u>
Computed General Fund	Adopted General Fund	Legal Max General Fund (before reductions)	Prior Year Total Reductions	2019-20 Adj. Legal General Fund Budget	2019-20 LOB Base General Fund	2019-20 LOB Authorized Percent	Computed Local Option Budget	Adopted Local Option Budget	Legal Max LOB Budget
1,118,759	1,155,578	1,118,759	-10,388	1,108,371	1,146,661	33.00%	378,398	390,651	378,398

Column Notes

- Col 4 - Higher of 1st preceding year, 2nd preceding year or 3-year average (if eligible).
- Col 7 - Column 4 plus current Preschool-Aged At Risk.
- Col 9 - Higher of Bilingual Contact Hours weighting or Bilingual Headcount weighting.
- Col 11 - Career/Tech Ed contact hours divided by 6 then multiplied times factor (0.5).
- Col 14 - Free Meals times Free Lunch Factor (0.484).
- Col 17 - Higher of USD level or School level high density at-risk.
- Col 23 - Higher of 2019-20 or 2016-17 transportation state aid converted to WTD FTE. (expires 6-30-2021)
- Col 34 - Virtual Full-Time = \$5,000; Virtual Part-Time = \$1,700; Virtual Credits (Max 6 credits) = \$709.
- Col 38 - Legal General Fund; Lesser of Column 36 or Column 37.
- Col 39 - Reductions may include the following: Prior year budget violation, prior year virtual credits or transportation adjustments.
- Col 40 - Adjusted Legal General Fund; Column 38 less Column 39
- Col 45 - Legal LOB: Lesser of Column 43 or Column 44.



900 S.W. Jackson Street, Suite 102
Topeka, Kansas 66612-1212
(785) 296-3201
www.ksde.org

June 16, 2020

Corey Reese, Superintendent
USD 243 Lebo-Waverly
Box 457
Waverly, KS 66871-0457

FINAL AUDITED LEGAL MAX

Dear Mr. Reese,

For the 2019-20 school year, the legal general fund is **\$3,798,547** and the legal local option budget (LOB) is **\$1,165,837**. Under KSA 72-5131, the general fund budget is computed using preceding years' enrollment plus current year weightings multiplied times the BASE of \$4,436, plus virtual state aid. The LOB base general fund calculation starts with the total weighted enrollment, excluding special education, KAMS and virtual state aid. This total is multiplied by the LOB BASE of \$4,558, the higher of the 2008-2009 or current year special education state aid is added, and the sum is multiplied by the authorized district LOB percentage to obtain the maximum LOB budget.

Enclosed is a printout showing data used to compute the general fund and LOB: a) preceding years' enrollment; b) current year total WTD FTE and c) virtual state aid. This information is based upon audited enrollment. To view the complete data used to calculate the individual weightings, download the "FY 2020 Legal Max Final" from the school finance website: <https://www.ksde.org/Agency/Fiscal-and-Administrative-Services/School-Finance/Legal-Max-General-Fund-School-Finance-Studies>

The final legal maximum general fund is based upon actual Special Education state aid and Virtual Credits (20 and over) reported on the local effort. All special education state aid must be deposited in the general fund and transferred to the special education fund.

Under KSA 72-5148 (b) (3), the portion of the school district's state Foundation aid attributable to the transportation weighting shall not be in excess of 110% of the school district's total expenditures for regular route transportation from all funds for the immediately preceding school year. The current year general fund budget will be reduced by any amount in excess of the 110% cap. These expenditures are reflected on the "Overall Audit Summary" for the 2018-19 school year recently completed by KSDE.

Kansas leads the world in the success of each student.

In addition, school districts expending money in excess of the prior year legal maximum general fund budget are in violation of Kansas statute. After review of the local CPA audit for the prior year, the current year general fund budget will be reduced by any over expenditure.

If there are any discrepancies or questions regarding this letter, please contact School Finance as soon as possible.

Sincerely,



Dale M. Dennis, Deputy Commissioner
Division of Fiscal & Administrative Services



Craig Neuenswander, Director
School Finance

cc: District Clerk
President of Board

Enclosure

June 16, 2020

FINAL AUDITED LEGAL MAX

USD 243 Lebo-Waverly

2019-20 Legal Maximum General Fund Budget

(General Fund computed using \$4,436 BASE)

<u>Col 1</u>	<u>Col 2</u>	<u>Col 3</u>	<u>Col 4</u>	<u>Col 5</u>		<u>Col 7</u>	<u>Col 8</u>	<u>Col 9</u>	<u>Col 11</u>
FTE Enroll (excl Preschool- Aged AR & virtual) 9/20/16 & 2/20/17	FTE Enroll (excl Preschool- Aged AR & virtual) 9/20/17 & 2/20/18	FTE Enroll (excl Preschool- Aged AR & virtual) 9/20/18 & 2/20/19	Adjusted Enrollment	Preschool-Aged At-Risk (9/20 plus 2/20)		Total Adj. Enrollment (incl Preschool-Aged At-Risk)	Low & High Enrollment WTD FTE	Bilingual (max Hrs or Hdct) WTD FTE	Career/ Tech Ed WTD FTE
423.0	415.5	423.0	423.0	0.0		423.0	187.1	0.0	9.7
<u>Col 14</u>	<u>Col 17</u>	<u>Col 19</u>	<u>Col 23</u>	<u>Col 24</u>	<u>Col 26</u>	<u>Col 28</u>	<u>Col 29</u>		<u>Col 34</u>
At-Risk (Free Lunch) WTD FTE	High Density At-Risk WTD FTE	School Facilities WTD FTE	Trans- portation WTD FTE	Ancillary WTD FTE	Cost of Living WTD FTE	Special Education WTD FTE	KAMS FTE	Total WTD FTE (incl SPED)	Virtual State Aid
65.3	0.0	0.0	33.0	0.0	0.0	138.2	0.0	856.3	0
<u>Col 36</u>	<u>Col 37</u>	<u>Col 38</u>	<u>Col 39</u>	<u>Col 40</u>	<u>Col 41</u>	<u>Col 42</u>	<u>Col 43</u>	<u>Col 44</u>	<u>Col 45</u>
Computed General Fund	Adopted General Fund	Legal Max General Fund (before reductions)	Prior Year Total Reductions	2019-20 Adj. Legal General Fund Budget	2019-20 LOB Base General Fund	2019-20 LOB Authorized Percent	Computed Local Option Budget	Adopted Local Option Budget	Legal Max LOB Budget
3,798,547	4,006,595	3,798,547	0	3,798,547	3,886,122	30.00%	1,165,837	1,229,012	1,165,837

Column Notes

- Col 4 - Higher of 1st preceding year, 2nd preceding year or 3-year average (if eligible).
- Col 7 - Column 4 plus current Preschool-Aged At Risk.
- Col 9 - Higher of Bilingual Contact Hours weighting or Bilingual Headcount weighting.
- Col 11 - Career/Tech Ed contact hours divided by 6 then multiplied times factor (0.5).
- Col 14 - Free Meals times Free Lunch Factor (0.484).
- Col 17 - Higher of USD level or School level high density at-risk.
- Col 23 - Higher of 2019-20 or 2016-17 transportation state aid converted to WTD FTE. (expires 6-30-2021)
- Col 34 - Virtual Full-Time = \$5,000; Virtual Part-Time = \$1,700; Virtual Credits (Max 6 credits) = \$709.
- Col 38 - Legal General Fund; Lesser of Column 36 or Column 37.
- Col 39 - Reductions may include the following: Prior year budget violation, prior year virtual credits or transportation adjustments.
- Col 40 - Adjusted Legal General Fund; Column 38 less Column 39
- Col 45 - Legal LOB: Lesser of Column 43 or Column 44.



900 S.W. Jackson Street, Suite 102
Topeka, Kansas 66612-1212
(785) 296-3201
www.ksde.org

June 16, 2020

Craig Marshall, Superintendent
USD 244 Burlington
200 South 6th
Burlington, KS 66839-1700

FINAL AUDITED LEGAL MAX

Dear Mr. Marshall,

For the 2019-20 school year, the legal general fund is **\$7,186,320** and the legal local option budget (LOB) is **\$2,203,525**. Under KSA 72-5131, the general fund budget is computed using preceding years' enrollment plus current year weightings multiplied times the BASE of \$4,436, plus virtual state aid. The LOB base general fund calculation starts with the total weighted enrollment, excluding special education, KAMS and virtual state aid. This total is multiplied by the LOB BASE of \$4,558, the higher of the 2008-2009 or current year special education state aid is added, and the sum is multiplied by the authorized district LOB percentage to obtain the maximum LOB budget.

Enclosed is a printout showing data used to compute the general fund and LOB: a) preceding years' enrollment; b) current year total WTD FTE and c) virtual state aid. This information is based upon audited enrollment. To view the complete data used to calculate the individual weightings, download the "FY 2020 Legal Max Final" from the school finance website: <https://www.ksde.org/Agency/Fiscal-and-Administrative-Services/School-Finance/Legal-Max-General-Fund-School-Finance-Studies>

The final legal maximum general fund is based upon actual Special Education state aid and Virtual Credits (20 and over) reported on the local effort. All special education state aid must be deposited in the general fund and transferred to the special education fund.

Under KSA 72-5148 (b) (3), the portion of the school district's state Foundation aid attributable to the transportation weighting shall not be in excess of 110% of the school district's total expenditures for regular route transportation from all funds for the immediately preceding school year. The current year general fund budget will be reduced by any amount in excess of the 110% cap. These expenditures are reflected on the "Overall Audit Summary" for the 2018-19 school year recently completed by KSDE.

Kansas leads the world in the success of each student.

In addition, school districts expending money in excess of the prior year legal maximum general fund budget are in violation of Kansas statute. After review of the local CPA audit for the prior year, the current year general fund budget will be reduced by any over expenditure.

If there are any discrepancies or questions regarding this letter, please contact School Finance as soon as possible.

Sincerely,

A handwritten signature in black ink, appearing to read 'Dale M. Dennis', with a long horizontal flourish extending to the right.

Dale M. Dennis, Deputy Commissioner
Division of Fiscal & Administrative Services

A handwritten signature in black ink, appearing to read 'Craig Neuenswander', with a horizontal line drawn underneath the signature.

Craig Neuenswander, Director
School Finance

cc: District Clerk
President of Board

Enclosure

June 16, 2020

FINAL AUDITED LEGAL MAX

USD 244 Burlington

2019-20 Legal Maximum General Fund Budget

(General Fund computed using \$4,436 BASE)

<u>Col 1</u>	<u>Col 2</u>	<u>Col 3</u>	<u>Col 4</u>	<u>Col 5</u>		<u>Col 7</u>	<u>Col 8</u>	<u>Col 9</u>	<u>Col 11</u>
FTE Enroll (excl Preschool- Aged AR & virtual) 9/20/16 & 2/20/17	FTE Enroll (excl Preschool- Aged AR & virtual) 9/20/17 & 2/20/18	FTE Enroll (excl Preschool- Aged AR & virtual) 9/20/18 & 2/20/19	Adjusted Enrollment	Preschool-Aged At-Risk (9/20 plus 2/20)		Total Adj. Enrollment (incl Preschool-Aged At-Risk)	Low & High Enrollment WTD FTE	Bilingual (max Hrs or Hdct) WTD FTE	Career/ Tech Ed WTD FTE
847.5	846.0	815.0	846.0	6.0		852.0	252.7	0.9	26.2
<u>Col 14</u>	<u>Col 17</u>	<u>Col 19</u>	<u>Col 23</u>	<u>Col 24</u>	<u>Col 26</u>	<u>Col 28</u>	<u>Col 29</u>		<u>Col 34</u>
At-Risk (Free Lunch) WTD FTE	High Density At-Risk WTD FTE	School Facilities WTD FTE	Trans- portation WTD FTE	Ancillary WTD FTE	Cost of Living WTD FTE	Special Education WTD FTE	KAMS FTE	Total WTD FTE (incl SPED)	Virtual State Aid
119.5	0.1	0.0	50.5	0.0	0.0	318.1	0.0	1,620.0	0
<u>Col 36</u>	<u>Col 37</u>	<u>Col 38</u>	<u>Col 39</u>	<u>Col 40</u>	<u>Col 41</u>	<u>Col 42</u>	<u>Col 43</u>	<u>Col 44</u>	<u>Col 45</u>
Computed General Fund	Adopted General Fund	Legal Max General Fund (before reductions)	Prior Year Total Reductions	2019-20 Adj. Legal General Fund Budget	2019-20 LOB Base General Fund	2019-20 LOB Authorized Percent	Computed Local Option Budget	Adopted Local Option Budget	Legal Max LOB Budget
7,186,320	7,451,149	7,186,320	0	7,186,320	7,345,083	30.00%	2,203,525	2,267,153	2,203,525

Column Notes

- Col 4 - Higher of 1st preceding year, 2nd preceding year or 3-year average (if eligible).
 Col 7 - Column 4 plus current Preschool-Aged At Risk.
 Col 9 - Higher of Bilingual Contact Hours weighting or Bilingual Headcount weighting.
 Col 11 - Career/Tech Ed contact hours divided by 6 then multiplied times factor (0.5).
 Col 14 - Free Meals times Free Lunch Factor (0.484).
 Col 17 - Higher of USD level or School level high density at-risk.
 Col 23 - Higher of 2019-20 or 2016-17 transportation state aid converted to WTD FTE. (expires 6-30-2021)
 Col 34 - Virtual Full-Time = \$5,000; Virtual Part-Time = \$1,700; Virtual Credits (Max 6 credits) = \$709.
 Col 38 - Legal General Fund; Lesser of Column 36 or Column 37.
 Col 39 - Reductions may include the following: Prior year budget violation, prior year virtual credits or transportation adjustments.
 Col 40 - Adjusted Legal General Fund; Column 38 less Column 39
 Col 45 - Legal LOB: Lesser of Column 43 or Column 44.



900 S.W. Jackson Street, Suite 102
Topeka, Kansas 66612-1212
(785) 296-3201
www.ksde.org

June 16, 2020

Russ Mildward, Superintendent
USD 245 LeRoy-Gridley
Box 278
LeRoy, KS 66857

FINAL AUDITED LEGAL MAX

Dear Mr. Mildward,

For the 2019-20 school year, the legal general fund is **\$2,119,077** and the legal local option budget (LOB) is **\$668,986**. Under KSA 72-5131, the general fund budget is computed using preceding years' enrollment plus current year weightings multiplied times the BASE of \$4,436, plus virtual state aid. The LOB base general fund calculation starts with the total weighted enrollment, excluding special education, KAMS and virtual state aid. This total is multiplied by the LOB BASE of \$4,558, the higher of the 2008-2009 or current year special education state aid is added, and the sum is multiplied by the authorized district LOB percentage to obtain the maximum LOB budget.

Enclosed is a printout showing data used to compute the general fund and LOB: a) preceding years' enrollment; b) current year total WTD FTE and c) virtual state aid. This information is based upon audited enrollment. To view the complete data used to calculate the individual weightings, download the "FY 2020 Legal Max Final" from the school finance website: <https://www.ksde.org/Agency/Fiscal-and-Administrative-Services/School-Finance/Legal-Max-General-Fund-School-Finance-Studies>

The final legal maximum general fund is based upon actual Special Education state aid and Virtual Credits (20 and over) reported on the local effort. All special education state aid must be deposited in the general fund and transferred to the special education fund.

Under KSA 72-5148 (b) (3), the portion of the school district's state Foundation aid attributable to the transportation weighting shall not be in excess of 110% of the school district's total expenditures for regular route transportation from all funds for the immediately preceding school year. The current year general fund budget will be reduced by any amount in excess of the 110% cap. These expenditures are reflected on the "Overall Audit Summary" for the 2018-19 school year recently completed by KSDE.

Kansas leads the world in the success of each student.

In addition, school districts expending money in excess of the prior year legal maximum general fund budget are in violation of Kansas statute. After review of the local CPA audit for the prior year, the current year general fund budget will be reduced by any over expenditure.

If there are any discrepancies or questions regarding this letter, please contact School Finance as soon as possible.

Sincerely,

A handwritten signature in black ink, appearing to read 'Dale M. Dennis', with a stylized, flowing script.

Dale M. Dennis, Deputy Commissioner
Division of Fiscal & Administrative Services

A handwritten signature in black ink, appearing to read 'Craig Neuenswander', with a stylized, flowing script.

Craig Neuenswander, Director
School Finance

cc: District Clerk
President of Board

Enclosure

June 16, 2020

FINAL AUDITED LEGAL MAX

USD 245 LeRoy-Gridley

2019-20 Legal Maximum General Fund Budget

(General Fund computed using \$4,436 BASE)

<u>Col 1</u>	<u>Col 2</u>	<u>Col 3</u>	<u>Col 4</u>	<u>Col 5</u>		<u>Col 7</u>	<u>Col 8</u>	<u>Col 9</u>	<u>Col 11</u>
FTE Enroll (excl Preschool- Aged AR & virtual) 9/20/16 & 2/20/17	FTE Enroll (excl Preschool- Aged AR & virtual) 9/20/17 & 2/20/18	FTE Enroll (excl Preschool- Aged AR & virtual) 9/20/18 & 2/20/19	Adjusted Enrollment	Preschool-Aged At-Risk (9/20 plus 2/20)		Total Adj. Enrollment (incl Preschool-Aged At-Risk)	Low & High Enrollment WTD FTE	Bilingual (max Hrs or Hdct) WTD FTE	Career/ Tech Ed WTD FTE
200.5	192.0	202.0	202.0	0.0		202.0	150.3	0.0	6.0
<u>Col 14</u>	<u>Col 17</u>	<u>Col 19</u>	<u>Col 23</u>	<u>Col 24</u>	<u>Col 26</u>	<u>Col 28</u>	<u>Col 29</u>		<u>Col 34</u>
At-Risk (Free Lunch) WTD FTE	High Density At-Risk WTD FTE	School Facilities WTD FTE	Trans- portation WTD FTE	Ancillary WTD FTE	Cost of Living WTD FTE	Special Education WTD FTE	KAMS FTE	Total WTD FTE (incl SPED)	Virtual State Aid
35.3	2.9	0.0	29.9	0.0	0.0	51.3	0.0	477.7	0
<u>Col 36</u>	<u>Col 37</u>	<u>Col 38</u>	<u>Col 39</u>	<u>Col 40</u>	<u>Col 41</u>	<u>Col 42</u>	<u>Col 43</u>	<u>Col 44</u>	<u>Col 45</u>
Computed General Fund	Adopted General Fund	Legal Max General Fund (before reductions)	Prior Year Total Reductions	2019-20 Adj. Legal General Fund Budget	2019-20 LOB Base General Fund	2019-20 LOB Authorized Percent	Computed Local Option Budget	Adopted Local Option Budget	Legal Max LOB Budget
2,119,077	2,139,926	2,119,077	0	2,119,077	2,244,082	30.00%	673,225	668,986	668,986

Column Notes

Col 4 - Higher of 1st preceding year, 2nd preceding year or 3-year average (if eligible).

Col 7 - Column 4 plus current Preschool-Aged At Risk.

Col 9 - Higher of Bilingual Contact Hours weighting or Bilingual Headcount weighting.

Col 11 - Career/Tech Ed contact hours divided by 6 then multiplied times factor (0.5).

Col 14 - Free Meals times Free Lunch Factor (0.484).

Col 17 - Higher of USD level or School level high density at-risk.

Col 23 - Higher of 2019-20 or 2016-17 transportation state aid converted to WTD FTE. (expires 6-30-2021)

Col 34 - Virtual Full-Time = \$5,000; Virtual Part-Time = \$1,700; Virtual Credits (Max 6 credits) = \$709.

Col 38 - Legal General Fund; Lesser of Column 36 or Column 37.

Col 39 - Reductions may include the following: Prior year budget violation, prior year virtual credits or transportation adjustments.

Col 40 - Adjusted Legal General Fund; Column 38 less Column 39

Col 45 - Legal LOB: Lesser of Column 43 or Column 44.



900 S.W. Jackson Street, Suite 102
Topeka, Kansas 66612-1212
(785) 296-3201
www.ksde.org

June 16, 2020

Greg Gorman, Superintendent
USD 246 Northeast
Box 669
Arma, KS 66712-0669

FINAL AUDITED LEGAL MAX

Dear Mr. Gorman,

For the 2019-20 school year, the legal general fund is **\$4,345,439** and the legal local option budget (LOB) is **\$1,321,488**. Under KSA 72-5131, the general fund budget is computed using preceding years' enrollment plus current year weightings multiplied times the BASE of \$4,436, plus virtual state aid. The LOB base general fund calculation starts with the total weighted enrollment, excluding special education, KAMS and virtual state aid. This total is multiplied by the LOB BASE of \$4,558, the higher of the 2008-2009 or current year special education state aid is added, and the sum is multiplied by the authorized district LOB percentage to obtain the maximum LOB budget.

Enclosed is a printout showing data used to compute the general fund and LOB: a) preceding years' enrollment; b) current year total WTD FTE and c) virtual state aid. This information is based upon audited enrollment. To view the complete data used to calculate the individual weightings, download the "FY 2020 Legal Max Final" from the school finance website: <https://www.ksde.org/Agency/Fiscal-and-Administrative-Services/School-Finance/Legal-Max-General-Fund-School-Finance-Studies>

The final legal maximum general fund is based upon actual Special Education state aid and Virtual Credits (20 and over) reported on the local effort. All special education state aid must be deposited in the general fund and transferred to the special education fund.

Under KSA 72-5148 (b) (3), the portion of the school district's state Foundation aid attributable to the transportation weighting shall not be in excess of 110% of the school district's total expenditures for regular route transportation from all funds for the immediately preceding school year. The current year general fund budget will be reduced by any amount in excess of the 110% cap. These expenditures are reflected on the "Overall Audit Summary" for the 2018-19 school year recently completed by KSDE.

Kansas leads the world in the success of each student.


In addition, school districts expending money in excess of the prior year legal maximum general fund budget are in violation of Kansas statute. After review of the local CPA audit for the prior year, the current year general fund budget will be reduced by any over expenditure.

If there are any discrepancies or questions regarding this letter, please contact School Finance as soon as possible.

Sincerely,



Dale M. Dennis, Deputy Commissioner
Division of Fiscal & Administrative Services



Craig Neuenswander, Director
School Finance

cc: District Clerk
President of Board

Enclosure

June 16, 2020

FINAL AUDITED LEGAL MAX

USD 246 Northeast

2019-20 Legal Maximum General Fund Budget

(General Fund computed using \$4,436 BASE)

<u>Col 1</u>	<u>Col 2</u>	<u>Col 3</u>	<u>Col 4</u>	<u>Col 5</u>		<u>Col 7</u>	<u>Col 8</u>	<u>Col 9</u>	<u>Col 11</u>
FTE Enroll (excl Preschool- Aged AR & virtual) 9/20/16 & 2/20/17	FTE Enroll (excl Preschool- Aged AR & virtual) 9/20/17 & 2/20/18	FTE Enroll (excl Preschool- Aged AR & virtual) 9/20/18 & 2/20/19	Adjusted Enrollment	Preschool-Aged At-Risk (9/20 plus 2/20)		Total Adj. Enrollment (incl Preschool-Aged At-Risk)	Low & High Enrollment WTD FTE	Bilingual (max Hrs or Hdct) WTD FTE	Career/ Tech Ed WTD FTE
463.0	444.6	438.5	444.6	6.5		451.1	195.3	0.4	6.9
<u>Col 14</u>	<u>Col 17</u>	<u>Col 19</u>	<u>Col 23</u>	<u>Col 24</u>	<u>Col 26</u>	<u>Col 28</u>	<u>Col 29</u>		<u>Col 34</u>
At-Risk (Free Lunch) WTD FTE	High Density At-Risk WTD FTE	School Facilities WTD FTE	Trans- portation WTD FTE	Ancillary WTD FTE	Cost of Living WTD FTE	Special Education WTD FTE	KAMS FTE	Total WTD FTE (incl SPED)	Virtual State Aid
130.2	28.2	0.0	39.8	0.0	0.0	120.2	0.0	972.1	40,000
<u>Col 36</u>	<u>Col 37</u>	<u>Col 38</u>	<u>Col 39</u>	<u>Col 40</u>	<u>Col 41</u>	<u>Col 42</u>	<u>Col 43</u>	<u>Col 44</u>	<u>Col 45</u>
Computed General Fund	Adopted General Fund	Legal Max General Fund (before reductions)	Prior Year Total Reductions	2019-20 Adj. Legal General Fund Budget	2019-20 LOB Base General Fund	2019-20 LOB Authorized Percent	Computed Local Option Budget	Adopted Local Option Budget	Legal Max LOB Budget
4,352,236	4,400,588	4,352,236	-6,797	4,345,439	4,416,005	30.00%	1,324,802	1,321,488	1,321,488

Column Notes

- Col 4 - Higher of 1st preceding year, 2nd preceding year or 3-year average (if eligible).
- Col 7 - Column 4 plus current Preschool-Aged At Risk.
- Col 9 - Higher of Bilingual Contact Hours weighting or Bilingual Headcount weighting.
- Col 11 - Career/Tech Ed contact hours divided by 6 then multiplied times factor (0.5).
- Col 14 - Free Meals times Free Lunch Factor (0.484).
- Col 17 - Higher of USD level or School level high density at-risk.
- Col 23 - Higher of 2019-20 or 2016-17 transportation state aid converted to WTD FTE. (expires 6-30-2021)
- Col 34 - Virtual Full-Time = \$5,000; Virtual Part-Time = \$1,700; Virtual Credits (Max 6 credits) = \$709.
- Col 38 - Legal General Fund; Lesser of Column 36 or Column 37.
- Col 39 - Reductions may include the following: Prior year budget violation, prior year virtual credits or transportation adjustments.
- Col 40 - Adjusted Legal General Fund; Column 38 less Column 39
- Col 45 - Legal LOB: Lesser of Column 43 or Column 44.



900 S.W. Jackson Street, Suite 102
Topeka, Kansas 66612-1212
(785) 296-3201
www.ksde.org

June 16, 2020

Brad Miner, Superintendent
USD 247 Cherokee
506 S Smelter
Cherokee, KS 66724-5015

FINAL AUDITED LEGAL MAX

Dear Dr. Miner,

For the 2019-20 school year, the legal general fund is **\$4,698,767** and the legal local option budget (LOB) is **\$1,487,818**. Under KSA 72-5131, the general fund budget is computed using preceding years' enrollment plus current year weightings multiplied times the BASE of \$4,436, plus virtual state aid. The LOB base general fund calculation starts with the total weighted enrollment, excluding special education, KAMS and virtual state aid. This total is multiplied by the LOB BASE of \$4,558, the higher of the 2008-2009 or current year special education state aid is added, and the sum is multiplied by the authorized district LOB percentage to obtain the maximum LOB budget.

Enclosed is a printout showing data used to compute the general fund and LOB: a) preceding years' enrollment; b) current year total WTD FTE and c) virtual state aid. This information is based upon audited enrollment. To view the complete data used to calculate the individual weightings, download the "FY 2020 Legal Max Final" from the school finance website: <https://www.ksde.org/Agency/Fiscal-and-Administrative-Services/School-Finance/Legal-Max-General-Fund-School-Finance-Studies>

The final legal maximum general fund is based upon actual Special Education state aid and Virtual Credits (20 and over) reported on the local effort. All special education state aid must be deposited in the general fund and transferred to the special education fund.

Under KSA 72-5148 (b) (3), the portion of the school district's state Foundation aid attributable to the transportation weighting shall not be in excess of 110% of the school district's total expenditures for regular route transportation from all funds for the immediately preceding school year. The current year general fund budget will be reduced by any amount in excess of the 110% cap. These expenditures are reflected on the "Overall Audit Summary" for the 2018-19 school year recently completed by KSDE.

Kansas leads the world in the success of each student.

In addition, school districts expending money in excess of the prior year legal maximum general fund budget are in violation of Kansas statute. After review of the local CPA audit for the prior year, the current year general fund budget will be reduced by any over expenditure.

If there are any discrepancies or questions regarding this letter, please contact School Finance as soon as possible.

Sincerely,

A handwritten signature in black ink, appearing to read 'Dale M. Dennis', with a long horizontal flourish extending to the right.

Dale M. Dennis, Deputy Commissioner
Division of Fiscal & Administrative Services

A handwritten signature in black ink, appearing to read 'Craig Neuenswander', with a horizontal line drawn underneath the signature.

Craig Neuenswander, Director
School Finance

cc: District Clerk
President of Board

Enclosure

June 16, 2020

FINAL AUDITED LEGAL MAX

USD 247 Cherokee

2019-20 Legal Maximum General Fund Budget

(General Fund computed using \$4,436 BASE)

<u>Col 1</u>	<u>Col 2</u>	<u>Col 3</u>	<u>Col 4</u>	<u>Col 5</u>		<u>Col 7</u>	<u>Col 8</u>	<u>Col 9</u>	<u>Col 11</u>
FTE Enroll (excl Preschool- Aged AR & virtual) 9/20/16 & 2/20/17	FTE Enroll (excl Preschool- Aged AR & virtual) 9/20/17 & 2/20/18	FTE Enroll (excl Preschool- Aged AR & virtual) 9/20/18 & 2/20/19	Adjusted Enrollment	Preschool-Aged At-Risk (9/20 plus 2/20)		Total Adj. Enrollment (incl Preschool-Aged At-Risk)	Low & High Enrollment WTD FTE	Bilingual (max Hrs or Hdct) WTD FTE	Career/ Tech Ed WTD FTE
471.0	484.0	469.1	484.0	7.5		491.5	206.0	0.0	20.5
<u>Col 14</u>	<u>Col 17</u>	<u>Col 19</u>	<u>Col 23</u>	<u>Col 24</u>	<u>Col 26</u>	<u>Col 28</u>	<u>Col 29</u>		<u>Col 34</u>
At-Risk (Free Lunch) WTD FTE	High Density At-Risk WTD FTE	School Facilities WTD FTE	Trans- portation WTD FTE	Ancillary WTD FTE	Cost of Living WTD FTE	Special Education WTD FTE	KAMS FTE	Total WTD FTE (incl SPED)	Virtual State Aid
117.6	25.5	0.0	82.9	0.0	0.0	111.3	0.0	1,055.3	20,000
<u>Col 36</u>	<u>Col 37</u>	<u>Col 38</u>	<u>Col 39</u>	<u>Col 40</u>	<u>Col 41</u>	<u>Col 42</u>	<u>Col 43</u>	<u>Col 44</u>	<u>Col 45</u>
Computed General Fund	Adopted General Fund	Legal Max General Fund (before reductions)	Prior Year Total Reductions	2019-20 Adj. Legal General Fund Budget	2019-20 LOB Base General Fund	2019-20 LOB Authorized Percent	Computed Local Option Budget	Adopted Local Option Budget	Legal Max LOB Budget
4,701,311	4,816,970	4,701,311	-2,544	4,698,767	4,959,392	30.00%	1,487,818	1,509,012	1,487,818

Column Notes

- Col 4 - Higher of 1st preceding year, 2nd preceding year or 3-year average (if eligible).
- Col 7 - Column 4 plus current Preschool-Aged At Risk.
- Col 9 - Higher of Bilingual Contact Hours weighting or Bilingual Headcount weighting.
- Col 11 - Career/Tech Ed contact hours divided by 6 then multiplied times factor (0.5).
- Col 14 - Free Meals times Free Lunch Factor (0.484).
- Col 17 - Higher of USD level or School level high density at-risk.
- Col 23 - Higher of 2019-20 or 2016-17 transportation state aid converted to WTD FTE. (expires 6-30-2021)
- Col 34 - Virtual Full-Time = \$5,000; Virtual Part-Time = \$1,700; Virtual Credits (Max 6 credits) = \$709.
- Col 38 - Legal General Fund; Lesser of Column 36 or Column 37.
- Col 39 - Reductions may include the following: Prior year budget violation, prior year virtual credits or transportation adjustments.
- Col 40 - Adjusted Legal General Fund; Column 38 less Column 39
- Col 45 - Legal LOB: Lesser of Column 43 or Column 44.



900 S.W. Jackson Street, Suite 102
Topeka, Kansas 66612-1212
(785) 296-3201
www.ksde.org

June 16, 2020

Blaise Bauer, Superintendent
USD 248 Girard
415 North Summit
Girard, KS 66743-1128

FINAL AUDITED LEGAL MAX

Dear Mr. Bauer,

For the 2019-20 school year, the legal general fund is **\$7,883,415** and the legal local option budget (LOB) is **\$2,420,974**. Under KSA 72-5131, the general fund budget is computed using preceding years' enrollment plus current year weightings multiplied times the BASE of \$4,436, plus virtual state aid. The LOB base general fund calculation starts with the total weighted enrollment, excluding special education, KAMS and virtual state aid. This total is multiplied by the LOB BASE of \$4,558, the higher of the 2008-2009 or current year special education state aid is added, and the sum is multiplied by the authorized district LOB percentage to obtain the maximum LOB budget.

Enclosed is a printout showing data used to compute the general fund and LOB: a) preceding years' enrollment; b) current year total WTD FTE and c) virtual state aid. This information is based upon audited enrollment. To view the complete data used to calculate the individual weightings, download the "FY 2020 Legal Max Final" from the school finance website: <https://www.ksde.org/Agency/Fiscal-and-Administrative-Services/School-Finance/Legal-Max-General-Fund-School-Finance-Studies>

The final legal maximum general fund is based upon actual Special Education state aid and Virtual Credits (20 and over) reported on the local effort. All special education state aid must be deposited in the general fund and transferred to the special education fund.

Under KSA 72-5148 (b) (3), the portion of the school district's state Foundation aid attributable to the transportation weighting shall not be in excess of 110% of the school district's total expenditures for regular route transportation from all funds for the immediately preceding school year. The current year general fund budget will be reduced by any amount in excess of the 110% cap. These expenditures are reflected on the "Overall Audit Summary" for the 2018-19 school year recently completed by KSDE.

Kansas leads the world in the success of each student.

In addition, school districts expending money in excess of the prior year legal maximum general fund budget are in violation of Kansas statute. After review of the local CPA audit for the prior year, the current year general fund budget will be reduced by any over expenditure.

If there are any discrepancies or questions regarding this letter, please contact School Finance as soon as possible.

Sincerely,

A handwritten signature in black ink, appearing to read 'Dale M. Dennis', with a stylized, flowing script.

Dale M. Dennis, Deputy Commissioner
Division of Fiscal & Administrative Services

A handwritten signature in black ink, appearing to read 'Craig Neuenswander', with a stylized, flowing script.

Craig Neuenswander, Director
School Finance

cc: District Clerk
President of Board

Enclosure

June 16, 2020

FINAL AUDITED LEGAL MAX

USD 248 Girard

2019-20 Legal Maximum General Fund Budget

(General Fund computed using \$4,436 BASE)

<u>Col 1</u>	<u>Col 2</u>	<u>Col 3</u>	<u>Col 4</u>	<u>Col 5</u>		<u>Col 7</u>	<u>Col 8</u>	<u>Col 9</u>	<u>Col 11</u>
FTE Enroll (excl Preschool- Aged AR & virtual) 9/20/16 & 2/20/17	FTE Enroll (excl Preschool- Aged AR & virtual) 9/20/17 & 2/20/18	FTE Enroll (excl Preschool- Aged AR & virtual) 9/20/18 & 2/20/19	Adjusted Enrollment	Preschool-Aged At-Risk (9/20 plus 2/20)		Total Adj. Enrollment (incl Preschool-Aged At-Risk)	Low & High Enrollment WTD FTE	Bilingual (max Hrs or Hdct) WTD FTE	Career/ Tech Ed WTD FTE
994.0	1,003.0	1,005.0	1,005.0	6.0		1,011.0	245.3	3.0	28.7
<u>Col 14</u>	<u>Col 17</u>	<u>Col 19</u>	<u>Col 23</u>	<u>Col 24</u>	<u>Col 26</u>	<u>Col 28</u>	<u>Col 29</u>		<u>Col 34</u>
At-Risk (Free Lunch) WTD FTE	High Density At-Risk WTD FTE	School Facilities WTD FTE	Trans- portation WTD FTE	Ancillary WTD FTE	Cost of Living WTD FTE	Special Education WTD FTE	KAMS FTE	Total WTD FTE (incl SPED)	Virtual State Aid
170.9	4.1	0.0	78.5	0.0	0.0	235.3	0.0	1,776.8	1,530
<u>Col 36</u>	<u>Col 37</u>	<u>Col 38</u>	<u>Col 39</u>	<u>Col 40</u>	<u>Col 41</u>	<u>Col 42</u>	<u>Col 43</u>	<u>Col 44</u>	<u>Col 45</u>
Computed General Fund	Adopted General Fund	Legal Max General Fund (before reductions)	Prior Year Total Reductions	2019-20 Adj. Legal General Fund Budget	2019-20 LOB Base General Fund	2019-20 LOB Authorized Percent	Computed Local Option Budget	Adopted Local Option Budget	Legal Max LOB Budget
7,883,415	8,105,912	7,883,415	0	7,883,415	8,069,913	30.00%	2,420,974	2,486,694	2,420,974

Column Notes

- Col 4 - Higher of 1st preceding year, 2nd preceding year or 3-year average (if eligible).
- Col 7 - Column 4 plus current Preschool-Aged At Risk.
- Col 9 - Higher of Bilingual Contact Hours weighting or Bilingual Headcount weighting.
- Col 11 - Career/Tech Ed contact hours divided by 6 then multiplied times factor (0.5).
- Col 14 - Free Meals times Free Lunch Factor (0.484).
- Col 17 - Higher of USD level or School level high density at-risk.
- Col 23 - Higher of 2019-20 or 2016-17 transportation state aid converted to WTD FTE. (expires 6-30-2021)
- Col 34 - Virtual Full-Time = \$5,000; Virtual Part-Time = \$1,700; Virtual Credits (Max 6 credits) = \$709.
- Col 38 - Legal General Fund; Lesser of Column 36 or Column 37.
- Col 39 - Reductions may include the following: Prior year budget violation, prior year virtual credits or transportation adjustments.
- Col 40 - Adjusted Legal General Fund; Column 38 less Column 39
- Col 45 - Legal LOB: Lesser of Column 43 or Column 44.



900 S.W. Jackson Street, Suite 102
Topeka, Kansas 66612-1212
(785) 296-3201
www.ksde.org

June 16, 2020

Rick Simoncic, Superintendent
USD 249 Frontenac Public Schools
208 S. Cayuga
Frontenac, KS 66763

FINAL AUDITED LEGAL MAX

Dear Mr. Simoncic,

For the 2019-20 school year, the legal general fund is **\$7,137,176** and the legal local option budget (LOB) is **\$2,187,833**. Under KSA 72-5131, the general fund budget is computed using preceding years' enrollment plus current year weightings multiplied times the BASE of \$4,436, plus virtual state aid. The LOB base general fund calculation starts with the total weighted enrollment, excluding special education, KAMS and virtual state aid. This total is multiplied by the LOB BASE of \$4,558, the higher of the 2008-2009 or current year special education state aid is added, and the sum is multiplied by the authorized district LOB percentage to obtain the maximum LOB budget.

Enclosed is a printout showing data used to compute the general fund and LOB: a) preceding years' enrollment; b) current year total WTD FTE and c) virtual state aid. This information is based upon audited enrollment. To view the complete data used to calculate the individual weightings, download the "FY 2020 Legal Max Final" from the school finance website: <https://www.ksde.org/Agency/Fiscal-and-Administrative-Services/School-Finance/Legal-Max-General-Fund-School-Finance-Studies>

The final legal maximum general fund is based upon actual Special Education state aid and Virtual Credits (20 and over) reported on the local effort. All special education state aid must be deposited in the general fund and transferred to the special education fund.

Under KSA 72-5148 (b) (3), the portion of the school district's state Foundation aid attributable to the transportation weighting shall not be in excess of 110% of the school district's total expenditures for regular route transportation from all funds for the immediately preceding school year. The current year general fund budget will be reduced by any amount in excess of the 110% cap. These expenditures are reflected on the "Overall Audit Summary" for the 2018-19 school year recently completed by KSDE.

Kansas leads the world in the success of each student.

In addition, school districts expending money in excess of the prior year legal maximum general fund budget are in violation of Kansas statute. After review of the local CPA audit for the prior year, the current year general fund budget will be reduced by any over expenditure.

If there are any discrepancies or questions regarding this letter, please contact School Finance as soon as possible.

Sincerely,

A handwritten signature in black ink, appearing to read 'Dale M. Dennis', with a stylized flourish at the end.

Dale M. Dennis, Deputy Commissioner
Division of Fiscal & Administrative Services

A handwritten signature in black ink, appearing to read 'Craig Neuenswander', with a horizontal line underneath.

Craig Neuenswander, Director
School Finance

cc: District Clerk
President of Board

Enclosure

June 16, 2020

FINAL AUDITED LEGAL MAX

USD 249 Frontenac Public Schools

2019-20 Legal Maximum General Fund Budget

(General Fund computed using \$4,436 BASE)

<u>Col 1</u>	<u>Col 2</u>	<u>Col 3</u>	<u>Col 4</u>	<u>Col 5</u>		<u>Col 7</u>	<u>Col 8</u>	<u>Col 9</u>	<u>Col 11</u>
FTE Enroll (excl Preschool- Aged AR & virtual) 9/20/16 & 2/20/17	FTE Enroll (excl Preschool- Aged AR & virtual) 9/20/17 & 2/20/18	FTE Enroll (excl Preschool- Aged AR & virtual) 9/20/18 & 2/20/19	Adjusted Enrollment	Preschool-Aged At-Risk (9/20 plus 2/20)		Total Adj. Enrollment (incl Preschool-Aged At-Risk)	Low & High Enrollment WTD FTE	Bilingual (max Hrs or Hdct) WTD FTE	Career/ Tech Ed WTD FTE
924.5	954.0	912.0	954.0	5.0		959.0	249.6	3.9	21.3
<u>Col 14</u>	<u>Col 17</u>	<u>Col 19</u>	<u>Col 23</u>	<u>Col 24</u>	<u>Col 26</u>	<u>Col 28</u>	<u>Col 29</u>		<u>Col 34</u>
At-Risk (Free Lunch) WTD FTE	High Density At-Risk WTD FTE	School Facilities WTD FTE	Trans- portation WTD FTE	Ancillary WTD FTE	Cost of Living WTD FTE	Special Education WTD FTE	KAMS FTE	Total WTD FTE (incl SPED)	Virtual State Aid
141.8	0.0	0.0	17.9	0.0	0.0	212.2	0.0	1,605.7	15,000
<u>Col 36</u>	<u>Col 37</u>	<u>Col 38</u>	<u>Col 39</u>	<u>Col 40</u>	<u>Col 41</u>	<u>Col 42</u>	<u>Col 43</u>	<u>Col 44</u>	<u>Col 45</u>
Computed General Fund	Adopted General Fund	Legal Max General Fund (before reductions)	Prior Year Total Reductions	2019-20 Adj. Legal General Fund Budget	2019-20 LOB Base General Fund	2019-20 LOB Authorized Percent	Computed Local Option Budget	Adopted Local Option Budget	Legal Max LOB Budget
7,137,885	7,227,858	7,137,885	-709	7,137,176	7,292,776	30.00%	2,187,833	2,213,193	2,187,833

Column Notes

Col 4 - Higher of 1st preceding year, 2nd preceding year or 3-year average (if eligible).

Col 7 - Column 4 plus current Preschool-Aged At Risk.

Col 9 - Higher of Bilingual Contact Hours weighting or Bilingual Headcount weighting.

Col 11 - Career/Tech Ed contact hours divided by 6 then multiplied times factor (0.5).

Col 14 - Free Meals times Free Lunch Factor (0.484).

Col 17 - Higher of USD level or School level high density at-risk.

Col 23 - Higher of 2019-20 or 2016-17 transportation state aid converted to WTD FTE. (expires 6-30-2021)

Col 34 - Virtual Full-Time = \$5,000; Virtual Part-Time = \$1,700; Virtual Credits (Max 6 credits) = \$709.

Col 38 - Legal General Fund; Lesser of Column 36 or Column 37.

Col 39 - Reductions may include the following: Prior year budget violation, prior year virtual credits or transportation adjustments.

Col 40 - Adjusted Legal General Fund; Column 38 less Column 39

Col 45 - Legal LOB: Lesser of Column 43 or Column 44.



900 S.W. Jackson Street, Suite 102
Topeka, Kansas 66612-1212
(785) 296-3201
www.ksde.org

June 16, 2020

Richard Proffitt, Superintendent
USD 250 Pittsburg
PO Box 75
Pittsburg, KS 66762-0075

FINAL AUDITED LEGAL MAX

Dear Mr. Proffitt,

For the 2019-20 school year, the legal general fund is **\$22,078,773** and the legal local option budget (LOB) is **\$6,707,655**. Under KSA 72-5131, the general fund budget is computed using preceding years' enrollment plus current year weightings multiplied times the BASE of \$4,436, plus virtual state aid. The LOB base general fund calculation starts with the total weighted enrollment, excluding special education, KAMS and virtual state aid. This total is multiplied by the LOB BASE of \$4,558, the higher of the 2008-2009 or current year special education state aid is added, and the sum is multiplied by the authorized district LOB percentage to obtain the maximum LOB budget.

Enclosed is a printout showing data used to compute the general fund and LOB: a) preceding years' enrollment; b) current year total WTD FTE and c) virtual state aid. This information is based upon audited enrollment. To view the complete data used to calculate the individual weightings, download the "FY 2020 Legal Max Final" from the school finance website: <https://www.ksde.org/Agency/Fiscal-and-Administrative-Services/School-Finance/Legal-Max-General-Fund-School-Finance-Studies>

The final legal maximum general fund is based upon actual Special Education state aid and Virtual Credits (20 and over) reported on the local effort. All special education state aid must be deposited in the general fund and transferred to the special education fund.

Under KSA 72-5148 (b) (3), the portion of the school district's state Foundation aid attributable to the transportation weighting shall not be in excess of 110% of the school district's total expenditures for regular route transportation from all funds for the immediately preceding school year. The current year general fund budget will be reduced by any amount in excess of the 110% cap. These expenditures are reflected on the "Overall Audit Summary" for the 2018-19 school year recently completed by KSDE.

Kansas leads the world in the success of each student.

In addition, school districts expending money in excess of the prior year legal maximum general fund budget are in violation of Kansas statute. After review of the local CPA audit for the prior year, the current year general fund budget will be reduced by any over expenditure.

If there are any discrepancies or questions regarding this letter, please contact School Finance as soon as possible.

Sincerely,



Dale M. Dennis, Deputy Commissioner
Division of Fiscal & Administrative Services



Craig Neuenswander, Director
School Finance

cc: District Clerk
President of Board

Enclosure

June 16, 2020

FINAL AUDITED LEGAL MAX

USD 250 Pittsburg

2019-20 Legal Maximum General Fund Budget

(General Fund computed using \$4,436 BASE)

<u>Col 1</u>	<u>Col 2</u>	<u>Col 3</u>	<u>Col 4</u>	<u>Col 5</u>		<u>Col 7</u>	<u>Col 8</u>	<u>Col 9</u>	<u>Col 11</u>
FTE Enroll (excl Preschool- Aged AR & virtual) 9/20/16 & 2/20/17	FTE Enroll (excl Preschool- Aged AR & virtual) 9/20/17 & 2/20/18	FTE Enroll (excl Preschool- Aged AR & virtual) 9/20/18 & 2/20/19	Adjusted Enrollment	Preschool-Aged At-Risk (9/20 plus 2/20)		Total Adj. Enrollment (incl Preschool-Aged At-Risk)	Low & High Enrollment WTD FTE	Bilingual (max Hrs or Hdct) WTD FTE	Career/ Tech Ed WTD FTE
2,975.8	2,930.4	2,911.3	2,930.4	40.0		2,970.4	104.1	72.6	25.3
<u>Col 14</u>	<u>Col 17</u>	<u>Col 19</u>	<u>Col 23</u>	<u>Col 24</u>	<u>Col 26</u>	<u>Col 28</u>	<u>Col 29</u>		<u>Col 34</u>
At-Risk (Free Lunch) WTD FTE	High Density At-Risk WTD FTE	School Facilities WTD FTE	Trans- portation WTD FTE	Ancillary WTD FTE	Cost of Living WTD FTE	Special Education WTD FTE	KAMS FTE	Total WTD FTE (incl SPED)	Virtual State Aid
791.8	171.8	0.0	66.7	0.0	0.0	722.0	0.0	4,924.7	232,804
<u>Col 36</u>	<u>Col 37</u>	<u>Col 38</u>	<u>Col 39</u>	<u>Col 40</u>	<u>Col 41</u>	<u>Col 42</u>	<u>Col 43</u>	<u>Col 44</u>	<u>Col 45</u>
Computed General Fund	Adopted General Fund	Legal Max General Fund (before reductions)	Prior Year Total Reductions	2019-20 Adj. Legal General Fund Budget	2019-20 LOB Base General Fund	2019-20 LOB Authorized Percent	Computed Local Option Budget	Adopted Local Option Budget	Legal Max LOB Budget
22,078,773	22,365,483	22,078,773	0	22,078,773	22,358,849	30.00%	6,707,655	6,783,167	6,707,655

Column Notes

- Col 4 - Higher of 1st preceding year, 2nd preceding year or 3-year average (if eligible).
- Col 7 - Column 4 plus current Preschool-Aged At Risk.
- Col 9 - Higher of Bilingual Contact Hours weighting or Bilingual Headcount weighting.
- Col 11 - Career/Tech Ed contact hours divided by 6 then multiplied times factor (0.5).
- Col 14 - Free Meals times Free Lunch Factor (0.484).
- Col 17 - Higher of USD level or School level high density at-risk.
- Col 23 - Higher of 2019-20 or 2016-17 transportation state aid converted to WTD FTE. (expires 6-30-2021)
- Col 34 - Virtual Full-Time = \$5,000; Virtual Part-Time = \$1,700; Virtual Credits (Max 6 credits) = \$709.
- Col 38 - Legal General Fund; Lesser of Column 36 or Column 37.
- Col 39 - Reductions may include the following: Prior year budget violation, prior year virtual credits or transportation adjustments.
- Col 40 - Adjusted Legal General Fund; Column 38 less Column 39
- Col 45 - Legal LOB: Lesser of Column 43 or Column 44.



900 S.W. Jackson Street, Suite 102
Topeka, Kansas 66612-1212
(785) 296-3201
www.ksde.org

June 16, 2020

Mike Mathes, Superintendent
USD 251 North Lyon County
Box 527
Americus, KS 66835-0527

FINAL AUDITED LEGAL MAX

Dear Mr. Mathes,

For the 2019-20 school year, the legal general fund is **\$3,462,742** and the legal local option budget (LOB) is **\$1,169,853**. Under KSA 72-5131, the general fund budget is computed using preceding years' enrollment plus current year weightings multiplied times the BASE of \$4,436, plus virtual state aid. The LOB base general fund calculation starts with the total weighted enrollment, excluding special education, KAMS and virtual state aid. This total is multiplied by the LOB BASE of \$4,558, the higher of the 2008-2009 or current year special education state aid is added, and the sum is multiplied by the authorized district LOB percentage to obtain the maximum LOB budget.

Enclosed is a printout showing data used to compute the general fund and LOB: a) preceding years' enrollment; b) current year total WTD FTE and c) virtual state aid. This information is based upon audited enrollment. To view the complete data used to calculate the individual weightings, download the "FY 2020 Legal Max Final" from the school finance website: <https://www.ksde.org/Agency/Fiscal-and-Administrative-Services/School-Finance/Legal-Max-General-Fund-School-Finance-Studies>

The final legal maximum general fund is based upon actual Special Education state aid and Virtual Credits (20 and over) reported on the local effort. All special education state aid must be deposited in the general fund and transferred to the special education fund.

Under KSA 72-5148 (b) (3), the portion of the school district's state Foundation aid attributable to the transportation weighting shall not be in excess of 110% of the school district's total expenditures for regular route transportation from all funds for the immediately preceding school year. The current year general fund budget will be reduced by any amount in excess of the 110% cap. These expenditures are reflected on the "Overall Audit Summary" for the 2018-19 school year recently completed by KSDE.

Kansas leads the world in the success of each student.

In addition, school districts expending money in excess of the prior year legal maximum general fund budget are in violation of Kansas statute. After review of the local CPA audit for the prior year, the current year general fund budget will be reduced by any over expenditure.

If there are any discrepancies or questions regarding this letter, please contact School Finance as soon as possible.

Sincerely,

A handwritten signature in black ink, appearing to read 'Dale M. Dennis', with a stylized flourish at the end.

Dale M. Dennis, Deputy Commissioner
Division of Fiscal & Administrative Services

A handwritten signature in black ink, appearing to read 'Craig Neuenswander', with a horizontal line underneath.

Craig Neuenswander, Director
School Finance

cc: District Clerk
President of Board

Enclosure

June 16, 2020

FINAL AUDITED LEGAL MAX

USD 251 North Lyon County

2019-20 Legal Maximum General Fund Budget

(General Fund computed using \$4,436 BASE)

<u>Col 1</u>	<u>Col 2</u>	<u>Col 3</u>	<u>Col 4</u>	<u>Col 5</u>		<u>Col 7</u>	<u>Col 8</u>	<u>Col 9</u>	<u>Col 11</u>
FTE Enroll (excl Preschool- Aged AR & virtual) 9/20/16 & 2/20/17	FTE Enroll (excl Preschool- Aged AR & virtual) 9/20/17 & 2/20/18	FTE Enroll (excl Preschool- Aged AR & virtual) 9/20/18 & 2/20/19	Adjusted Enrollment	Preschool-Aged At-Risk (9/20 plus 2/20)		Total Adj. Enrollment (incl Preschool-Aged At-Risk)	Low & High Enrollment WTD FTE	Bilingual (max Hrs or Hdct) WTD FTE	Career/ Tech Ed WTD FTE
391.0	381.1	346.5	381.1	0.0		381.1	174.0	0.0	2.3
<u>Col 14</u>	<u>Col 17</u>	<u>Col 19</u>	<u>Col 23</u>	<u>Col 24</u>	<u>Col 26</u>	<u>Col 28</u>	<u>Col 29</u>		<u>Col 34</u>
At-Risk (Free Lunch) WTD FTE	High Density At-Risk WTD FTE	School Facilities WTD FTE	Trans- portation WTD FTE	Ancillary WTD FTE	Cost of Living WTD FTE	Special Education WTD FTE	KAMS FTE	Total WTD FTE (incl SPED)	Virtual State Aid
46.5	0.0	0.0	69.5	0.0	0.0	107.2	0.0	780.6	0
<u>Col 36</u>	<u>Col 37</u>	<u>Col 38</u>	<u>Col 39</u>	<u>Col 40</u>	<u>Col 41</u>	<u>Col 42</u>	<u>Col 43</u>	<u>Col 44</u>	<u>Col 45</u>
Computed General Fund	Adopted General Fund	Legal Max General Fund (before reductions)	Prior Year Total Reductions	2019-20 Adj. Legal General Fund Budget	2019-20 LOB Base General Fund	2019-20 LOB Authorized Percent	Computed Local Option Budget	Adopted Local Option Budget	Legal Max LOB Budget
3,462,742	3,500,891	3,462,742	0	3,462,742	3,545,009	33.00%	1,169,853	1,183,895	1,169,853

Column Notes

- Col 4 - Higher of 1st preceding year, 2nd preceding year or 3-year average (if eligible).
- Col 7 - Column 4 plus current Preschool-Aged At Risk.
- Col 9 - Higher of Bilingual Contact Hours weighting or Bilingual Headcount weighting.
- Col 11 - Career/Tech Ed contact hours divided by 6 then multiplied times factor (0.5).
- Col 14 - Free Meals times Free Lunch Factor (0.484).
- Col 17 - Higher of USD level or School level high density at-risk.
- Col 23 - Higher of 2019-20 or 2016-17 transportation state aid converted to WTD FTE. (expires 6-30-2021)
- Col 34 - Virtual Full-Time = \$5,000; Virtual Part-Time = \$1,700; Virtual Credits (Max 6 credits) = \$709.
- Col 38 - Legal General Fund; Lesser of Column 36 or Column 37.
- Col 39 - Reductions may include the following: Prior year budget violation, prior year virtual credits or transportation adjustments.
- Col 40 - Adjusted Legal General Fund; Column 38 less Column 39
- Col 45 - Legal LOB: Lesser of Column 43 or Column 44.



900 S.W. Jackson Street, Suite 102
Topeka, Kansas 66612-1212
(785) 296-3201
www.ksde.org

June 16, 2020

Mike Argabright, Superintendent
USD 252 Southern Lyon County
Box 278
Hartford, KS 66854

FINAL AUDITED LEGAL MAX

Dear Dr. Argabright,

For the 2019-20 school year, the legal general fund is **\$4,261,070** and the legal local option budget (LOB) is **\$1,317,739**. Under KSA 72-5131, the general fund budget is computed using preceding years' enrollment plus current year weightings multiplied times the BASE of \$4,436, plus virtual state aid. The LOB base general fund calculation starts with the total weighted enrollment, excluding special education, KAMS and virtual state aid. This total is multiplied by the LOB BASE of \$4,558, the higher of the 2008-2009 or current year special education state aid is added, and the sum is multiplied by the authorized district LOB percentage to obtain the maximum LOB budget.

Enclosed is a printout showing data used to compute the general fund and LOB: a) preceding years' enrollment; b) current year total WTD FTE and c) virtual state aid. This information is based upon audited enrollment. To view the complete data used to calculate the individual weightings, download the "FY 2020 Legal Max Final" from the school finance website: <https://www.ksde.org/Agency/Fiscal-and-Administrative-Services/School-Finance/Legal-Max-General-Fund-School-Finance-Studies>

The final legal maximum general fund is based upon actual Special Education state aid and Virtual Credits (20 and over) reported on the local effort. All special education state aid must be deposited in the general fund and transferred to the special education fund.

Under KSA 72-5148 (b) (3), the portion of the school district's state Foundation aid attributable to the transportation weighting shall not be in excess of 110% of the school district's total expenditures for regular route transportation from all funds for the immediately preceding school year. The current year general fund budget will be reduced by any amount in excess of the 110% cap. These expenditures are reflected on the "Overall Audit Summary" for the 2018-19 school year recently completed by KSDE.

Kansas leads the world in the success of each student.

In addition, school districts expending money in excess of the prior year legal maximum general fund budget are in violation of Kansas statute. After review of the local CPA audit for the prior year, the current year general fund budget will be reduced by any over expenditure.

If there are any discrepancies or questions regarding this letter, please contact School Finance as soon as possible.

Sincerely,



Dale M. Dennis, Deputy Commissioner
Division of Fiscal & Administrative Services



Craig Neuenswander, Director
School Finance

cc: District Clerk
President of Board

Enclosure

June 16, 2020

FINAL AUDITED LEGAL MAX

USD 252 Southern Lyon County

2019-20 Legal Maximum General Fund Budget

(General Fund computed using \$4,436 BASE)

<u>Col 1</u>	<u>Col 2</u>	<u>Col 3</u>	<u>Col 4</u>	<u>Col 5</u>		<u>Col 7</u>	<u>Col 8</u>	<u>Col 9</u>	<u>Col 11</u>
FTE Enroll (excl Preschool- Aged AR & virtual) 9/20/16 & 2/20/17	FTE Enroll (excl Preschool- Aged AR & virtual) 9/20/17 & 2/20/18	FTE Enroll (excl Preschool- Aged AR & virtual) 9/20/18 & 2/20/19	Adjusted Enrollment	Preschool-Aged At-Risk (9/20 plus 2/20)		Total Adj. Enrollment (incl Preschool-Aged At-Risk)	Low & High Enrollment WTD FTE	Bilingual (max Hrs or Hdct) WTD FTE	Career/ Tech Ed WTD FTE
480.5	460.5	461.1	461.1	8.5		469.6	200.3	0.0	16.5
<u>Col 14</u>	<u>Col 17</u>	<u>Col 19</u>	<u>Col 23</u>	<u>Col 24</u>	<u>Col 26</u>	<u>Col 28</u>	<u>Col 29</u>		<u>Col 34</u>
At-Risk (Free Lunch) WTD FTE	High Density At-Risk WTD FTE	School Facilities WTD FTE	Trans- portation WTD FTE	Ancillary WTD FTE	Cost of Living WTD FTE	Special Education WTD FTE	KAMS FTE	Total WTD FTE (incl SPED)	Virtual State Aid
78.4	12.4	0.0	55.1	0.0	0.0	135.0	0.0	967.3	0
<u>Col 36</u>	<u>Col 37</u>	<u>Col 38</u>	<u>Col 39</u>	<u>Col 40</u>	<u>Col 41</u>	<u>Col 42</u>	<u>Col 43</u>	<u>Col 44</u>	<u>Col 45</u>
Computed General Fund	Adopted General Fund	Legal Max General Fund (before reductions)	Prior Year Total Reductions	2019-20 Adj. Legal General Fund Budget	2019-20 LOB Base General Fund	2019-20 LOB Authorized Percent	Computed Local Option Budget	Adopted Local Option Budget	Legal Max LOB Budget
4,290,943	4,318,002	4,290,943	-29,873	4,261,070	4,392,464	30.00%	1,317,739	1,326,389	1,317,739

Column Notes

- Col 4 - Higher of 1st preceding year, 2nd preceding year or 3-year average (if eligible).
- Col 7 - Column 4 plus current Preschool-Aged At Risk.
- Col 9 - Higher of Bilingual Contact Hours weighting or Bilingual Headcount weighting.
- Col 11 - Career/Tech Ed contact hours divided by 6 then multiplied times factor (0.5).
- Col 14 - Free Meals times Free Lunch Factor (0.484).
- Col 17 - Higher of USD level or School level high density at-risk.
- Col 23 - Higher of 2019-20 or 2016-17 transportation state aid converted to WTD FTE. (expires 6-30-2021)
- Col 34 - Virtual Full-Time = \$5,000; Virtual Part-Time = \$1,700; Virtual Credits (Max 6 credits) = \$709.
- Col 38 - Legal General Fund; Lesser of Column 36 or Column 37.
- Col 39 - Reductions may include the following: Prior year budget violation, prior year virtual credits or transportation adjustments.
- Col 40 - Adjusted Legal General Fund; Column 38 less Column 39
- Col 45 - Legal LOB: Lesser of Column 43 or Column 44.



900 S.W. Jackson Street, Suite 102
Topeka, Kansas 66612-1212
(785) 296-3201
www.ksde.org

June 16, 2020

Kevin Case, Superintendent
USD 253 Emporia
P.O. Box 1008
Emporia, KS 66801-1008

FINAL AUDITED LEGAL MAX

Dear Mr. Case,

For the 2019-20 school year, the legal general fund is **\$32,016,830** and the legal local option budget (LOB) is **\$9,834,431**. Under KSA 72-5131, the general fund budget is computed using preceding years' enrollment plus current year weightings multiplied times the BASE of \$4,436, plus virtual state aid. The LOB base general fund calculation starts with the total weighted enrollment, excluding special education, KAMS and virtual state aid. This total is multiplied by the LOB BASE of \$4,558, the higher of the 2008-2009 or current year special education state aid is added, and the sum is multiplied by the authorized district LOB percentage to obtain the maximum LOB budget.

Enclosed is a printout showing data used to compute the general fund and LOB: a) preceding years' enrollment; b) current year total WTD FTE and c) virtual state aid. This information is based upon audited enrollment. To view the complete data used to calculate the individual weightings, download the "FY 2020 Legal Max Final" from the school finance website: <https://www.ksde.org/Agency/Fiscal-and-Administrative-Services/School-Finance/Legal-Max-General-Fund-School-Finance-Studies>

The final legal maximum general fund is based upon actual Special Education state aid and Virtual Credits (20 and over) reported on the local effort. All special education state aid must be deposited in the general fund and transferred to the special education fund.

Under KSA 72-5148 (b) (3), the portion of the school district's state Foundation aid attributable to the transportation weighting shall not be in excess of 110% of the school district's total expenditures for regular route transportation from all funds for the immediately preceding school year. The current year general fund budget will be reduced by any amount in excess of the 110% cap. These expenditures are reflected on the "Overall Audit Summary" for the 2018-19 school year recently completed by KSDE.

Kansas leads the world in the success of each student.

In addition, school districts expending money in excess of the prior year legal maximum general fund budget are in violation of Kansas statute. After review of the local CPA audit for the prior year, the current year general fund budget will be reduced by any over expenditure.

If there are any discrepancies or questions regarding this letter, please contact School Finance as soon as possible.

Sincerely,



Dale M. Dennis, Deputy Commissioner
Division of Fiscal & Administrative Services



Craig Neuenswander, Director
School Finance

cc: District Clerk
President of Board

Enclosure

June 16, 2020

FINAL AUDITED LEGAL MAX

USD 253 Emporia

2019-20 Legal Maximum General Fund Budget

(General Fund computed using \$4,436 BASE)

<u>Col 1</u>	<u>Col 2</u>	<u>Col 3</u>	<u>Col 4</u>	<u>Col 5</u>		<u>Col 7</u>	<u>Col 8</u>	<u>Col 9</u>	<u>Col 11</u>
FTE Enroll (excl Preschool- Aged AR & virtual) 9/20/16 & 2/20/17	FTE Enroll (excl Preschool- Aged AR & virtual) 9/20/17 & 2/20/18	FTE Enroll (excl Preschool- Aged AR & virtual) 9/20/18 & 2/20/19	Adjusted Enrollment	Preschool-Aged At-Risk (9/20 plus 2/20)		Total Adj. Enrollment (incl Preschool-Aged At-Risk)	Low & High Enrollment WTD FTE	Bilingual (max Hrs or Hdct) WTD FTE	Career/ Tech Ed WTD FTE
4,393.6	4,428.8	4,414.7	4,428.8	59.5		4,488.3	157.3	233.3	86.0
<u>Col 14</u>	<u>Col 17</u>	<u>Col 19</u>	<u>Col 23</u>	<u>Col 24</u>	<u>Col 26</u>	<u>Col 28</u>	<u>Col 29</u>		<u>Col 34</u>
At-Risk (Free Lunch) WTD FTE	High Density At-Risk WTD FTE	School Facilities WTD FTE	Trans- portation WTD FTE	Ancillary WTD FTE	Cost of Living WTD FTE	Special Education WTD FTE	KAMS FTE	Total WTD FTE (incl SPED)	Virtual State Aid
955.9	110.6	0.0	237.6	0.0	0.0	948.5	0.0	7,217.5	0
<u>Col 36</u>	<u>Col 37</u>	<u>Col 38</u>	<u>Col 39</u>	<u>Col 40</u>	<u>Col 41</u>	<u>Col 42</u>	<u>Col 43</u>	<u>Col 44</u>	<u>Col 45</u>
Computed General Fund	Adopted General Fund	Legal Max General Fund (before reductions)	Prior Year Total Reductions	2019-20 Adj. Legal General Fund Budget	2019-20 LOB Base General Fund	2019-20 LOB Authorized Percent	Computed Local Option Budget	Adopted Local Option Budget	Legal Max LOB Budget
32,016,830	33,460,304	32,016,830	0	32,016,830	32,781,436	30.00%	9,834,431	10,278,250	9,834,431

Column Notes

Col 4 - Higher of 1st preceding year, 2nd preceding year or 3-year average (if eligible).

Col 7 - Column 4 plus current Preschool-Aged At Risk.

Col 9 - Higher of Bilingual Contact Hours weighting or Bilingual Headcount weighting.

Col 11 - Career/Tech Ed contact hours divided by 6 then multiplied times factor (0.5).

Col 14 - Free Meals times Free Lunch Factor (0.484).

Col 17 - Higher of USD level or School level high density at-risk.

Col 23 - Higher of 2019-20 or 2016-17 transportation state aid converted to WTD FTE. (expires 6-30-2021)

Col 34 - Virtual Full-Time = \$5,000; Virtual Part-Time = \$1,700; Virtual Credits (Max 6 credits) = \$709.

Col 38 - Legal General Fund; Lesser of Column 36 or Column 37.

Col 39 - Reductions may include the following: Prior year budget violation, prior year virtual credits or transportation adjustments.

Col 40 - Adjusted Legal General Fund; Column 38 less Column 39

Col 45 - Legal LOB: Lesser of Column 43 or Column 44.



900 S.W. Jackson Street, Suite 102
Topeka, Kansas 66612-1212
(785) 296-3201
www.ksde.org

June 16, 2020

Mark Buck, Superintendent
USD 254 Barber County North
Box 288
Medicine Lodge, KS 67104-0288

FINAL AUDITED LEGAL MAX

Dear Mr. Buck,

For the 2019-20 school year, the legal general fund is **\$4,256,342** and the legal local option budget (LOB) is **\$1,308,351**. Under KSA 72-5131, the general fund budget is computed using preceding years' enrollment plus current year weightings multiplied times the BASE of \$4,436, plus virtual state aid. The LOB base general fund calculation starts with the total weighted enrollment, excluding special education, KAMS and virtual state aid. This total is multiplied by the LOB BASE of \$4,558, the higher of the 2008-2009 or current year special education state aid is added, and the sum is multiplied by the authorized district LOB percentage to obtain the maximum LOB budget.

Enclosed is a printout showing data used to compute the general fund and LOB: a) preceding years' enrollment; b) current year total WTD FTE and c) virtual state aid. This information is based upon audited enrollment. To view the complete data used to calculate the individual weightings, download the "FY 2020 Legal Max Final" from the school finance website: <https://www.ksde.org/Agency/Fiscal-and-Administrative-Services/School-Finance/Legal-Max-General-Fund-School-Finance-Studies>

The final legal maximum general fund is based upon actual Special Education state aid and Virtual Credits (20 and over) reported on the local effort. All special education state aid must be deposited in the general fund and transferred to the special education fund.

Under KSA 72-5148 (b) (3), the portion of the school district's state Foundation aid attributable to the transportation weighting shall not be in excess of 110% of the school district's total expenditures for regular route transportation from all funds for the immediately preceding school year. The current year general fund budget will be reduced by any amount in excess of the 110% cap. These expenditures are reflected on the "Overall Audit Summary" for the 2018-19 school year recently completed by KSDE.

Kansas leads the world in the success of each student.

In addition, school districts expending money in excess of the prior year legal maximum general fund budget are in violation of Kansas statute. After review of the local CPA audit for the prior year, the current year general fund budget will be reduced by any over expenditure.

If there are any discrepancies or questions regarding this letter, please contact School Finance as soon as possible.

Sincerely,

A handwritten signature in black ink, appearing to read 'Dale M. Dennis', with a long horizontal flourish extending to the right.

Dale M. Dennis, Deputy Commissioner
Division of Fiscal & Administrative Services

A handwritten signature in black ink, appearing to read 'Craig Neuenswander', with a horizontal line drawn underneath.

Craig Neuenswander, Director
School Finance

cc: District Clerk
President of Board

Enclosure

June 16, 2020

FINAL AUDITED LEGAL MAX

USD 254 Barber County North

2019-20 Legal Maximum General Fund Budget

(General Fund computed using \$4,436 BASE)

<u>Col 1</u>	<u>Col 2</u>	<u>Col 3</u>	<u>Col 4</u>	<u>Col 5</u>		<u>Col 7</u>	<u>Col 8</u>	<u>Col 9</u>	<u>Col 11</u>
FTE Enroll (excl Preschool- Aged AR & virtual) 9/20/16 & 2/20/17	FTE Enroll (excl Preschool- Aged AR & virtual) 9/20/17 & 2/20/18	FTE Enroll (excl Preschool- Aged AR & virtual) 9/20/18 & 2/20/19	Adjusted Enrollment	Preschool-Aged At-Risk (9/20 plus 2/20)		Total Adj. Enrollment (incl Preschool-Aged At-Risk)	Low & High Enrollment WTD FTE	Bilingual (max Hrs or Hdct) WTD FTE	Career/ Tech Ed WTD FTE
466.5	464.0	476.5	476.5	7.0		483.5	204.0	1.1	6.4
<u>Col 14</u>	<u>Col 17</u>	<u>Col 19</u>	<u>Col 23</u>	<u>Col 24</u>	<u>Col 26</u>	<u>Col 28</u>	<u>Col 29</u>		<u>Col 34</u>
At-Risk (Free Lunch) WTD FTE	High Density At-Risk WTD FTE	School Facilities WTD FTE	Trans- portation WTD FTE	Ancillary WTD FTE	Cost of Living WTD FTE	Special Education WTD FTE	KAMS FTE	Total WTD FTE (incl SPED)	Virtual State Aid
82.3	6.4	0.0	44.4	0.0	0.0	131.4	0.0	959.5	0
<u>Col 36</u>	<u>Col 37</u>	<u>Col 38</u>	<u>Col 39</u>	<u>Col 40</u>	<u>Col 41</u>	<u>Col 42</u>	<u>Col 43</u>	<u>Col 44</u>	<u>Col 45</u>
Computed General Fund	Adopted General Fund	Legal Max General Fund (before reductions)	Prior Year Total Reductions	2019-20 Adj. Legal General Fund Budget	2019-20 LOB Base General Fund	2019-20 LOB Authorized Percent	Computed Local Option Budget	Adopted Local Option Budget	Legal Max LOB Budget
4,256,342	4,301,146	4,256,342	0	4,256,342	4,361,170	30.00%	1,308,351	1,320,219	1,308,351

Column Notes

- Col 4 - Higher of 1st preceding year, 2nd preceding year or 3-year average (if eligible).
- Col 7 - Column 4 plus current Preschool-Aged At Risk.
- Col 9 - Higher of Bilingual Contact Hours weighting or Bilingual Headcount weighting.
- Col 11 - Career/Tech Ed contact hours divided by 6 then multiplied times factor (0.5).
- Col 14 - Free Meals times Free Lunch Factor (0.484).
- Col 17 - Higher of USD level or School level high density at-risk.
- Col 23 - Higher of 2019-20 or 2016-17 transportation state aid converted to WTD FTE. (expires 6-30-2021)
- Col 34 - Virtual Full-Time = \$5,000; Virtual Part-Time = \$1,700; Virtual Credits (Max 6 credits) = \$709.
- Col 38 - Legal General Fund; Lesser of Column 36 or Column 37.
- Col 39 - Reductions may include the following: Prior year budget violation, prior year virtual credits or transportation adjustments.
- Col 40 - Adjusted Legal General Fund; Column 38 less Column 39
- Col 45 - Legal LOB: Lesser of Column 43 or Column 44.



900 S.W. Jackson Street, Suite 102
Topeka, Kansas 66612-1212
(785) 296-3201
www.ksde.org

June 16, 2020

Mylo Miller, Superintendent
USD 255 South Barber
512 Main
Kiowa, KS 67070

FINAL AUDITED LEGAL MAX

Dear Dr. Miller,

For the 2019-20 school year, the legal general fund is **\$2,396,394** and the legal local option budget (LOB) is **\$736,043**. Under KSA 72-5131, the general fund budget is computed using preceding years' enrollment plus current year weightings multiplied times the BASE of \$4,436, plus virtual state aid. The LOB base general fund calculation starts with the total weighted enrollment, excluding special education, KAMS and virtual state aid. This total is multiplied by the LOB BASE of \$4,558, the higher of the 2008-2009 or current year special education state aid is added, and the sum is multiplied by the authorized district LOB percentage to obtain the maximum LOB budget.

Enclosed is a printout showing data used to compute the general fund and LOB: a) preceding years' enrollment; b) current year total WTD FTE and c) virtual state aid. This information is based upon audited enrollment. To view the complete data used to calculate the individual weightings, download the "FY 2020 Legal Max Final" from the school finance website: <https://www.ksde.org/Agency/Fiscal-and-Administrative-Services/School-Finance/Legal-Max-General-Fund-School-Finance-Studies>

The final legal maximum general fund is based upon actual Special Education state aid and Virtual Credits (20 and over) reported on the local effort. All special education state aid must be deposited in the general fund and transferred to the special education fund.

Under KSA 72-5148 (b) (3), the portion of the school district's state Foundation aid attributable to the transportation weighting shall not be in excess of 110% of the school district's total expenditures for regular route transportation from all funds for the immediately preceding school year. The current year general fund budget will be reduced by any amount in excess of the 110% cap. These expenditures are reflected on the "Overall Audit Summary" for the 2018-19 school year recently completed by KSDE.

Kansas leads the world in the success of each student.

In addition, school districts expending money in excess of the prior year legal maximum general fund budget are in violation of Kansas statute. After review of the local CPA audit for the prior year, the current year general fund budget will be reduced by any over expenditure.

If there are any discrepancies or questions regarding this letter, please contact School Finance as soon as possible.

Sincerely,



Dale M. Dennis, Deputy Commissioner
Division of Fiscal & Administrative Services



Craig Neuenswander, Director
School Finance

cc: District Clerk
President of Board

Enclosure

June 16, 2020

FINAL AUDITED LEGAL MAX

USD 255 South Barber

2019-20 Legal Maximum General Fund Budget

(General Fund computed using \$4,436 BASE)

<u>Col 1</u>	<u>Col 2</u>	<u>Col 3</u>	<u>Col 4</u>	<u>Col 5</u>		<u>Col 7</u>	<u>Col 8</u>	<u>Col 9</u>	<u>Col 11</u>
FTE Enroll (excl Preschool- Aged AR & virtual) 9/20/16 & 2/20/17	FTE Enroll (excl Preschool- Aged AR & virtual) 9/20/17 & 2/20/18	FTE Enroll (excl Preschool- Aged AR & virtual) 9/20/18 & 2/20/19	Adjusted Enrollment	Preschool-Aged At-Risk (9/20 plus 2/20)		Total Adj. Enrollment (incl Preschool-Aged At-Risk)	Low & High Enrollment WTD FTE	Bilingual (max Hrs or Hdct) WTD FTE	Career/ Tech Ed WTD FTE
245.5	228.8	241.5	241.5	2.5		244.0	154.4	0.2	4.9
<u>Col 14</u>	<u>Col 17</u>	<u>Col 19</u>	<u>Col 23</u>	<u>Col 24</u>	<u>Col 26</u>	<u>Col 28</u>	<u>Col 29</u>		<u>Col 34</u>
At-Risk (Free Lunch) WTD FTE	High Density At-Risk WTD FTE	School Facilities WTD FTE	Trans- portation WTD FTE	Ancillary WTD FTE	Cost of Living WTD FTE	Special Education WTD FTE	KAMS FTE	Total WTD FTE (incl SPED)	Virtual State Aid
43.6	4.0	0.0	20.1	0.0	0.0	68.9	0.0	540.1	510
<u>Col 36</u>	<u>Col 37</u>	<u>Col 38</u>	<u>Col 39</u>	<u>Col 40</u>	<u>Col 41</u>	<u>Col 42</u>	<u>Col 43</u>	<u>Col 44</u>	<u>Col 45</u>
Computed General Fund	Adopted General Fund	Legal Max General Fund (before reductions)	Prior Year Total Reductions	2019-20 Adj. Legal General Fund Budget	2019-20 LOB Base General Fund	2019-20 LOB Authorized Percent	Computed Local Option Budget	Adopted Local Option Budget	Legal Max LOB Budget
2,396,394	2,474,401	2,396,394	0	2,396,394	2,453,476	30.00%	736,043	759,968	736,043

Column Notes

Col 4 - Higher of 1st preceding year, 2nd preceding year or 3-year average (if eligible).

Col 7 - Column 4 plus current Preschool-Aged At Risk.

Col 9 - Higher of Bilingual Contact Hours weighting or Bilingual Headcount weighting.

Col 11 - Career/Tech Ed contact hours divided by 6 then multiplied times factor (0.5).

Col 14 - Free Meals times Free Lunch Factor (0.484).

Col 17 - Higher of USD level or School level high density at-risk.

Col 23 - Higher of 2019-20 or 2016-17 transportation state aid converted to WTD FTE. (expires 6-30-2021)

Col 34 - Virtual Full-Time = \$5,000; Virtual Part-Time = \$1,700; Virtual Credits (Max 6 credits) = \$709.

Col 38 - Legal General Fund; Lesser of Column 36 or Column 37.

Col 39 - Reductions may include the following: Prior year budget violation, prior year virtual credits or transportation adjustments.

Col 40 - Adjusted Legal General Fund; Column 38 less Column 39

Col 45 - Legal LOB: Lesser of Column 43 or Column 44.



900 S.W. Jackson Street, Suite 102
Topeka, Kansas 66612-1212
(785) 296-3201
www.ksde.org

June 16, 2020

Kenneth McWhirter, Superintendent
USD 256 Marmaton Valley
128 W. Oak Street
Moran, KS 66755-9710

FINAL AUDITED LEGAL MAX

Dear Mr. McWhirter,

For the 2019-20 school year, the legal general fund is **\$2,686,885** and the legal local option budget (LOB) is **\$839,615**. Under KSA 72-5131, the general fund budget is computed using preceding years' enrollment plus current year weightings multiplied times the BASE of \$4,436, plus virtual state aid. The LOB base general fund calculation starts with the total weighted enrollment, excluding special education, KAMS and virtual state aid. This total is multiplied by the LOB BASE of \$4,558, the higher of the 2008-2009 or current year special education state aid is added, and the sum is multiplied by the authorized district LOB percentage to obtain the maximum LOB budget.

Enclosed is a printout showing data used to compute the general fund and LOB: a) preceding years' enrollment; b) current year total WTD FTE and c) virtual state aid. This information is based upon audited enrollment. To view the complete data used to calculate the individual weightings, download the "FY 2020 Legal Max Final" from the school finance website: <https://www.ksde.org/Agency/Fiscal-and-Administrative-Services/School-Finance/Legal-Max-General-Fund-School-Finance-Studies>

The final legal maximum general fund is based upon actual Special Education state aid and Virtual Credits (20 and over) reported on the local effort. All special education state aid must be deposited in the general fund and transferred to the special education fund.

Under KSA 72-5148 (b) (3), the portion of the school district's state Foundation aid attributable to the transportation weighting shall not be in excess of 110% of the school district's total expenditures for regular route transportation from all funds for the immediately preceding school year. The current year general fund budget will be reduced by any amount in excess of the 110% cap. These expenditures are reflected on the "Overall Audit Summary" for the 2018-19 school year recently completed by KSDE.

Kansas leads the world in the success of each student.

In addition, school districts expending money in excess of the prior year legal maximum general fund budget are in violation of Kansas statute. After review of the local CPA audit for the prior year, the current year general fund budget will be reduced by any over expenditure.

If there are any discrepancies or questions regarding this letter, please contact School Finance as soon as possible.

Sincerely,

A handwritten signature in black ink, appearing to read 'Dale M. Dennis', with a long horizontal flourish extending to the right.

Dale M. Dennis, Deputy Commissioner
Division of Fiscal & Administrative Services

A handwritten signature in black ink, appearing to read 'Craig Neuenswander', with a horizontal line drawn underneath the signature.

Craig Neuenswander, Director
School Finance

cc: District Clerk
President of Board

Enclosure

June 16, 2020

FINAL AUDITED LEGAL MAX

USD 256 Marmaton Valley

2019-20 Legal Maximum General Fund Budget

(General Fund computed using \$4,436 BASE)

<u>Col 1</u>	<u>Col 2</u>	<u>Col 3</u>	<u>Col 4</u>	<u>Col 5</u>		<u>Col 7</u>	<u>Col 8</u>	<u>Col 9</u>	<u>Col 11</u>
FTE Enroll (excl Preschool- Aged AR & virtual) 9/20/16 & 2/20/17	FTE Enroll (excl Preschool- Aged AR & virtual) 9/20/17 & 2/20/18	FTE Enroll (excl Preschool- Aged AR & virtual) 9/20/18 & 2/20/19	Adjusted Enrollment	Preschool-Aged At-Risk (9/20 plus 2/20)		Total Adj. Enrollment (incl Preschool-Aged At-Risk)	Low & High Enrollment WTD FTE	Bilingual (max Hrs or Hdct) WTD FTE	Career/ Tech Ed WTD FTE
278.8	261.3	249.0	261.3	5.0		266.3	152.7	0.0	7.7
<u>Col 14</u>	<u>Col 17</u>	<u>Col 19</u>	<u>Col 23</u>	<u>Col 24</u>	<u>Col 26</u>	<u>Col 28</u>	<u>Col 29</u>		<u>Col 34</u>
At-Risk (Free Lunch) WTD FTE	High Density At-Risk WTD FTE	School Facilities WTD FTE	Trans- portation WTD FTE	Ancillary WTD FTE	Cost of Living WTD FTE	Special Education WTD FTE	KAMS FTE	Total WTD FTE (incl SPED)	Virtual State Aid
52.8	5.3	0.0	32.1	0.0	0.0	88.8	0.0	605.7	0
<u>Col 36</u>	<u>Col 37</u>	<u>Col 38</u>	<u>Col 39</u>	<u>Col 40</u>	<u>Col 41</u>	<u>Col 42</u>	<u>Col 43</u>	<u>Col 44</u>	<u>Col 45</u>
Computed General Fund	Adopted General Fund	Legal Max General Fund (before reductions)	Prior Year Total Reductions	2019-20 Adj. Legal General Fund Budget	2019-20 LOB Base General Fund	2019-20 LOB Authorized Percent	Computed Local Option Budget	Adopted Local Option Budget	Legal Max LOB Budget
2,686,885	2,802,221	2,686,885	0	2,686,885	2,798,718	30.00%	839,615	859,866	839,615

Column Notes

- Col 4 - Higher of 1st preceding year, 2nd preceding year or 3-year average (if eligible).
 Col 7 - Column 4 plus current Preschool-Aged At Risk.
 Col 9 - Higher of Bilingual Contact Hours weighting or Bilingual Headcount weighting.
 Col 11 - Career/Tech Ed contact hours divided by 6 then multiplied times factor (0.5).
 Col 14 - Free Meals times Free Lunch Factor (0.484).
 Col 17 - Higher of USD level or School level high density at-risk.
 Col 23 - Higher of 2019-20 or 2016-17 transportation state aid converted to WTD FTE. (expires 6-30-2021)
 Col 34 - Virtual Full-Time = \$5,000; Virtual Part-Time = \$1,700; Virtual Credits (Max 6 credits) = \$709.
 Col 38 - Legal General Fund; Lesser of Column 36 or Column 37.
 Col 39 - Reductions may include the following: Prior year budget violation, prior year virtual credits or transportation adjustments.
 Col 40 - Adjusted Legal General Fund; Column 38 less Column 39
 Col 45 - Legal LOB: Lesser of Column 43 or Column 44.



900 S.W. Jackson Street, Suite 102
Topeka, Kansas 66612-1212
(785) 296-3201
www.ksde.org

June 16, 2020

Stacey Fager, Superintendent
USD 257 Iola
305 North Washington Street
Iola, KS 66749-2997

FINAL AUDITED LEGAL MAX

Dear Mr. Fager,

For the 2019-20 school year, the legal general fund is **\$9,633,415** and the legal local option budget (LOB) is **\$3,263,947**. Under KSA 72-5131, the general fund budget is computed using preceding years' enrollment plus current year weightings multiplied times the BASE of \$4,436, plus virtual state aid. The LOB base general fund calculation starts with the total weighted enrollment, excluding special education, KAMS and virtual state aid. This total is multiplied by the LOB BASE of \$4,558, the higher of the 2008-2009 or current year special education state aid is added, and the sum is multiplied by the authorized district LOB percentage to obtain the maximum LOB budget.

Enclosed is a printout showing data used to compute the general fund and LOB: a) preceding years' enrollment; b) current year total WTD FTE and c) virtual state aid. This information is based upon audited enrollment. To view the complete data used to calculate the individual weightings, download the "FY 2020 Legal Max Final" from the school finance website: <https://www.ksde.org/Agency/Fiscal-and-Administrative-Services/School-Finance/Legal-Max-General-Fund-School-Finance-Studies>

The final legal maximum general fund is based upon actual Special Education state aid and Virtual Credits (20 and over) reported on the local effort. All special education state aid must be deposited in the general fund and transferred to the special education fund.

Under KSA 72-5148 (b) (3), the portion of the school district's state Foundation aid attributable to the transportation weighting shall not be in excess of 110% of the school district's total expenditures for regular route transportation from all funds for the immediately preceding school year. The current year general fund budget will be reduced by any amount in excess of the 110% cap. These expenditures are reflected on the "Overall Audit Summary" for the 2018-19 school year recently completed by KSDE.

Kansas leads the world in the success of each student.

In addition, school districts expending money in excess of the prior year legal maximum general fund budget are in violation of Kansas statute. After review of the local CPA audit for the prior year, the current year general fund budget will be reduced by any over expenditure.

If there are any discrepancies or questions regarding this letter, please contact School Finance as soon as possible.

Sincerely,

A handwritten signature in black ink, appearing to read 'Dale M. Dennis', with a stylized flourish at the end.

Dale M. Dennis, Deputy Commissioner
Division of Fiscal & Administrative Services

A handwritten signature in black ink, appearing to read 'Craig Neuenswander', with a horizontal line underneath.

Craig Neuenswander, Director
School Finance

cc: District Clerk
President of Board

Enclosure

June 16, 2020

FINAL AUDITED LEGAL MAX

USD 257 lola

2019-20 Legal Maximum General Fund Budget

(General Fund computed using \$4,436 BASE)

<u>Col 1</u>	<u>Col 2</u>	<u>Col 3</u>	<u>Col 4</u>	<u>Col 5</u>		<u>Col 7</u>	<u>Col 8</u>	<u>Col 9</u>	<u>Col 11</u>
FTE Enroll (excl Preschool- Aged AR & virtual) 9/20/16 & 2/20/17	FTE Enroll (excl Preschool- Aged AR & virtual) 9/20/17 & 2/20/18	FTE Enroll (excl Preschool- Aged AR & virtual) 9/20/18 & 2/20/19	Adjusted Enrollment	Preschool-Aged At-Risk (9/20 plus 2/20)		Total Adj. Enrollment (incl Preschool-Aged At-Risk)	Low & High Enrollment WTD FTE	Bilingual (max Hrs or Hdct) WTD FTE	Career/ Tech Ed WTD FTE
1,231.0	1,209.0	1,150.6	1,209.0	6.0		1,215.0	210.6	0.7	27.0
<u>Col 14</u>	<u>Col 17</u>	<u>Col 19</u>	<u>Col 23</u>	<u>Col 24</u>	<u>Col 26</u>	<u>Col 28</u>	<u>Col 29</u>		<u>Col 34</u>
At-Risk (Free Lunch) WTD FTE	High Density At-Risk WTD FTE	School Facilities WTD FTE	Trans- portation WTD FTE	Ancillary WTD FTE	Cost of Living WTD FTE	Special Education WTD FTE	KAMS FTE	Total WTD FTE (incl SPED)	Virtual State Aid
238.6	33.0	0.0	61.5	0.0	0.0	352.4	0.0	2,138.8	145,698
<u>Col 36</u>	<u>Col 37</u>	<u>Col 38</u>	<u>Col 39</u>	<u>Col 40</u>	<u>Col 41</u>	<u>Col 42</u>	<u>Col 43</u>	<u>Col 44</u>	<u>Col 45</u>
Computed General Fund	Adopted General Fund	Legal Max General Fund (before reductions)	Prior Year Total Reductions	2019-20 Adj. Legal General Fund Budget	2019-20 LOB Base General Fund	2019-20 LOB Authorized Percent	Computed Local Option Budget	Adopted Local Option Budget	Legal Max LOB Budget
9,633,415	10,107,048	9,633,415	0	9,633,415	9,890,748	33.00%	3,263,947	3,384,880	3,263,947

Column Notes

Col 4 - Higher of 1st preceding year, 2nd preceding year or 3-year average (if eligible).

Col 7 - Column 4 plus current Preschool-Aged At Risk.

Col 9 - Higher of Bilingual Contact Hours weighting or Bilingual Headcount weighting.

Col 11 - Career/Tech Ed contact hours divided by 6 then multiplied times factor (0.5).

Col 14 - Free Meals times Free Lunch Factor (0.484).

Col 17 - Higher of USD level or School level high density at-risk.

Col 23 - Higher of 2019-20 or 2016-17 transportation state aid converted to WTD FTE. (expires 6-30-2021)

Col 34 - Virtual Full-Time = \$5,000; Virtual Part-Time = \$1,700; Virtual Credits (Max 6 credits) = \$709.

Col 38 - Legal General Fund; Lesser of Column 36 or Column 37.

Col 39 - Reductions may include the following: Prior year budget violation, prior year virtual credits or transportation adjustments.

Col 40 - Adjusted Legal General Fund; Column 38 less Column 39

Col 45 - Legal LOB: Lesser of Column 43 or Column 44.



900 S.W. Jackson Street, Suite 102
Topeka, Kansas 66612-1212
(785) 296-3201
www.ksde.org

June 16, 2020

Kay Lewis, Superintendent
USD 258 Humboldt
801 New York
Humboldt, KS 66748-1801

FINAL AUDITED LEGAL MAX

Dear Ms. Lewis,

For the 2019-20 school year, the legal general fund is **\$6,205,431** and the legal local option budget (LOB) is **\$1,737,766**. Under KSA 72-5131, the general fund budget is computed using preceding years' enrollment plus current year weightings multiplied times the BASE of \$4,436, plus virtual state aid. The LOB base general fund calculation starts with the total weighted enrollment, excluding special education, KAMS and virtual state aid. This total is multiplied by the LOB BASE of \$4,558, the higher of the 2008-2009 or current year special education state aid is added, and the sum is multiplied by the authorized district LOB percentage to obtain the maximum LOB budget.

Enclosed is a printout showing data used to compute the general fund and LOB: a) preceding years' enrollment; b) current year total WTD FTE and c) virtual state aid. This information is based upon audited enrollment. To view the complete data used to calculate the individual weightings, download the "FY 2020 Legal Max Final" from the school finance website: <https://www.ksde.org/Agency/Fiscal-and-Administrative-Services/School-Finance/Legal-Max-General-Fund-School-Finance-Studies>

The final legal maximum general fund is based upon actual Special Education state aid and Virtual Credits (20 and over) reported on the local effort. All special education state aid must be deposited in the general fund and transferred to the special education fund.

Under KSA 72-5148 (b) (3), the portion of the school district's state Foundation aid attributable to the transportation weighting shall not be in excess of 110% of the school district's total expenditures for regular route transportation from all funds for the immediately preceding school year. The current year general fund budget will be reduced by any amount in excess of the 110% cap. These expenditures are reflected on the "Overall Audit Summary" for the 2018-19 school year recently completed by KSDE.

Kansas leads the world in the success of each student.

In addition, school districts expending money in excess of the prior year legal maximum general fund budget are in violation of Kansas statute. After review of the local CPA audit for the prior year, the current year general fund budget will be reduced by any over expenditure.

If there are any discrepancies or questions regarding this letter, please contact School Finance as soon as possible.

Sincerely,

A handwritten signature in black ink, appearing to read 'Dale M. Dennis', with a stylized, flowing script.

Dale M. Dennis, Deputy Commissioner
Division of Fiscal & Administrative Services

A handwritten signature in black ink, appearing to read 'Craig Neuenswander', with a stylized, flowing script.

Craig Neuenswander, Director
School Finance

cc: District Clerk
President of Board

Enclosure

June 16, 2020

FINAL AUDITED LEGAL MAX

USD 258 Humboldt

2019-20 Legal Maximum General Fund Budget

(General Fund computed using \$4,436 BASE)

<u>Col 1</u>	<u>Col 2</u>	<u>Col 3</u>	<u>Col 4</u>	<u>Col 5</u>		<u>Col 7</u>	<u>Col 8</u>	<u>Col 9</u>	<u>Col 11</u>
FTE Enroll (excl Preschool- Aged AR & virtual) 9/20/16 & 2/20/17	FTE Enroll (excl Preschool- Aged AR & virtual) 9/20/17 & 2/20/18	FTE Enroll (excl Preschool- Aged AR & virtual) 9/20/18 & 2/20/19	Adjusted Enrollment	Preschool-Aged At-Risk (9/20 plus 2/20)		Total Adj. Enrollment (incl Preschool-Aged At-Risk)	Low & High Enrollment WTD FTE	Bilingual (max Hrs or Hdct) WTD FTE	Career/ Tech Ed WTD FTE
574.0	587.5	584.5	587.5	6.0		593.5	228.2	0.4	25.5
<u>Col 14</u>	<u>Col 17</u>	<u>Col 19</u>	<u>Col 23</u>	<u>Col 24</u>	<u>Col 26</u>	<u>Col 28</u>	<u>Col 29</u>		<u>Col 34</u>
At-Risk (Free Lunch) WTD FTE	High Density At-Risk WTD FTE	School Facilities WTD FTE	Trans- portation WTD FTE	Ancillary WTD FTE	Cost of Living WTD FTE	Special Education WTD FTE	KAMS FTE	Total WTD FTE (incl SPED)	Virtual State Aid
112.8	8.2	0.0	22.6	0.0	0.0	171.1	0.0	1,162.3	1,051,595
<u>Col 36</u>	<u>Col 37</u>	<u>Col 38</u>	<u>Col 39</u>	<u>Col 40</u>	<u>Col 41</u>	<u>Col 42</u>	<u>Col 43</u>	<u>Col 44</u>	<u>Col 45</u>
Computed General Fund	Adopted General Fund	Legal Max General Fund (before reductions)	Prior Year Total Reductions	2019-20 Adj. Legal General Fund Budget	2019-20 LOB Base General Fund	2019-20 LOB Authorized Percent	Computed Local Option Budget	Adopted Local Option Budget	Legal Max LOB Budget
6,207,558	6,337,021	6,207,558	-2,127	6,205,431	5,277,050	33.00%	1,741,427	1,737,766	1,737,766

Column Notes

Col 4 - Higher of 1st preceding year, 2nd preceding year or 3-year average (if eligible).

Col 7 - Column 4 plus current Preschool-Aged At Risk.

Col 9 - Higher of Bilingual Contact Hours weighting or Bilingual Headcount weighting.

Col 11 - Career/Tech Ed contact hours divided by 6 then multiplied times factor (0.5).

Col 14 - Free Meals times Free Lunch Factor (0.484).

Col 17 - Higher of USD level or School level high density at-risk.

Col 23 - Higher of 2019-20 or 2016-17 transportation state aid converted to WTD FTE. (expires 6-30-2021)

Col 34 - Virtual Full-Time = \$5,000; Virtual Part-Time = \$1,700; Virtual Credits (Max 6 credits) = \$709.

Col 38 - Legal General Fund; Lesser of Column 36 or Column 37.

Col 39 - Reductions may include the following: Prior year budget violation, prior year virtual credits or transportation adjustments.

Col 40 - Adjusted Legal General Fund; Column 38 less Column 39

Col 45 - Legal LOB: Lesser of Column 43 or Column 44.



900 S.W. Jackson Street, Suite 102
Topeka, Kansas 66612-1212
(785) 296-3201
www.ksde.org

June 16, 2020

Alicia Thompson, Superintendent
USD 259 Wichita
903 S Edgemoor St
Wichita, KS 67218

FINAL AUDITED LEGAL MAX

Dear Dr. Thompson,

For the 2019-20 school year, the legal general fund is **\$378,280,640** and the legal local option budget (LOB) is **\$116,692,449**. Under KSA 72-5131, the general fund budget is computed using preceding years' enrollment plus current year weightings multiplied times the BASE of \$4,436, plus virtual state aid. The LOB base general fund calculation starts with the total weighted enrollment, excluding special education, KAMS and virtual state aid. This total is multiplied by the LOB BASE of \$4,558, the higher of the 2008-2009 or current year special education state aid is added, and the sum is multiplied by the authorized district LOB percentage to obtain the maximum LOB budget.

Enclosed is a printout showing data used to compute the general fund and LOB: a) preceding years' enrollment; b) current year total WTD FTE and c) virtual state aid. This information is based upon audited enrollment. To view the complete data used to calculate the individual weightings, download the "FY 2020 Legal Max Final" from the school finance website: <https://www.ksde.org/Agency/Fiscal-and-Administrative-Services/School-Finance/Legal-Max-General-Fund-School-Finance-Studies>

The final legal maximum general fund is based upon actual Special Education state aid and Virtual Credits (20 and over) reported on the local effort. All special education state aid must be deposited in the general fund and transferred to the special education fund.

Under KSA 72-5148 (b) (3), the portion of the school district's state Foundation aid attributable to the transportation weighting shall not be in excess of 110% of the school district's total expenditures for regular route transportation from all funds for the immediately preceding school year. The current year general fund budget will be reduced by any amount in excess of the 110% cap. These expenditures are reflected on the "Overall Audit Summary" for the 2018-19 school year recently completed by KSDE.

Kansas leads the world in the success of each student.

In addition, school districts expending money in excess of the prior year legal maximum general fund budget are in violation of Kansas statute. After review of the local CPA audit for the prior year, the current year general fund budget will be reduced by any over expenditure.

If there are any discrepancies or questions regarding this letter, please contact School Finance as soon as possible.

Sincerely,

A handwritten signature in black ink, appearing to read 'Dale M. Dennis', with a long horizontal flourish extending to the right.

Dale M. Dennis, Deputy Commissioner
Division of Fiscal & Administrative Services

A handwritten signature in black ink, appearing to read 'Craig Neuenswander', with a horizontal line drawn underneath the signature.

Craig Neuenswander, Director
School Finance

cc: District Clerk
President of Board

Enclosure

June 16, 2020

FINAL AUDITED LEGAL MAX

USD 259 Wichita

2019-20 Legal Maximum General Fund Budget

(General Fund computed using \$4,436 BASE)

<u>Col 1</u>	<u>Col 2</u>	<u>Col 3</u>	<u>Col 4</u>	<u>Col 5</u>		<u>Col 7</u>	<u>Col 8</u>	<u>Col 9</u>	<u>Col 11</u>
FTE Enroll (excl Preschool- Aged AR & virtual) 9/20/16 & 2/20/17	FTE Enroll (excl Preschool- Aged AR & virtual) 9/20/17 & 2/20/18	FTE Enroll (excl Preschool- Aged AR & virtual) 9/20/18 & 2/20/19	Adjusted Enrollment	Preschool-Aged At-Risk (9/20 plus 2/20)		Total Adj. Enrollment (incl Preschool-Aged At-Risk)	Low & High Enrollment WTD FTE	Bilingual (max Hrs or Hdct) WTD FTE	Career/ Tech Ed WTD FTE
47,376.5	47,137.1	46,954.2	47,137.1	919.0		48,056.1	1,683.9	1,995.1	825.2
<u>Col 14</u>	<u>Col 17</u>	<u>Col 19</u>	<u>Col 23</u>	<u>Col 24</u>	<u>Col 26</u>	<u>Col 28</u>	<u>Col 29</u>		<u>Col 34</u>
At-Risk (Free Lunch) WTD FTE	High Density At-Risk WTD FTE	School Facilities WTD FTE	Trans- portation WTD FTE	Ancillary WTD FTE	Cost of Living WTD FTE	Special Education WTD FTE	KAMS FTE	Total WTD FTE (incl SPED)	Virtual State Aid
15,683.1	3,402.3	0.0	1,966.2	0.0	0.0	11,287.6	3.0	84,902.5	1,653,150
<u>Col 36</u>	<u>Col 37</u>	<u>Col 38</u>	<u>Col 39</u>	<u>Col 40</u>	<u>Col 41</u>	<u>Col 42</u>	<u>Col 43</u>	<u>Col 44</u>	<u>Col 45</u>
Computed General Fund	Adopted General Fund	Legal Max General Fund (before reductions)	Prior Year Total Reductions	2019-20 Adj. Legal General Fund Budget	2019-20 LOB Base General Fund	2019-20 LOB Authorized Percent	Computed Local Option Budget	Adopted Local Option Budget	Legal Max LOB Budget
378,280,640	381,843,124	378,280,640	0	378,280,640	385,595,029	33.00%	127,246,360	116,692,449	116,692,449

Column Notes

Col 4 - Higher of 1st preceding year, 2nd preceding year or 3-year average (if eligible).

Col 7 - Column 4 plus current Preschool-Aged At Risk.

Col 9 - Higher of Bilingual Contact Hours weighting or Bilingual Headcount weighting.

Col 11 - Career/Tech Ed contact hours divided by 6 then multiplied times factor (0.5).

Col 14 - Free Meals times Free Lunch Factor (0.484).

Col 17 - Higher of USD level or School level high density at-risk.

Col 23 - Higher of 2019-20 or 2016-17 transportation state aid converted to WTD FTE. (expires 6-30-2021)

Col 34 - Virtual Full-Time = \$5,000; Virtual Part-Time = \$1,700; Virtual Credits (Max 6 credits) = \$709.

Col 38 - Legal General Fund; Lesser of Column 36 or Column 37.

Col 39 - Reductions may include the following: Prior year budget violation, prior year virtual credits or transportation adjustments.

Col 40 - Adjusted Legal General Fund; Column 38 less Column 39

Col 45 - Legal LOB: Lesser of Column 43 or Column 44.



900 S.W. Jackson Street, Suite 102
Topeka, Kansas 66612-1212
(785) 296-3201
www.ksde.org

June 16, 2020

Heather Bohaty, Superintendent
USD 260 Derby
120 E. Washington
Derby, KS 67037-1489

FINAL AUDITED LEGAL MAX

Dear Mrs. Bohaty,

For the 2019-20 school year, the legal general fund is **\$45,243,088** and the legal local option budget (LOB) is **\$13,888,727**. Under KSA 72-5131, the general fund budget is computed using preceding years' enrollment plus current year weightings multiplied times the BASE of \$4,436, plus virtual state aid. The LOB base general fund calculation starts with the total weighted enrollment, excluding special education, KAMS and virtual state aid. This total is multiplied by the LOB BASE of \$4,558, the higher of the 2008-2009 or current year special education state aid is added, and the sum is multiplied by the authorized district LOB percentage to obtain the maximum LOB budget.

Enclosed is a printout showing data used to compute the general fund and LOB: a) preceding years' enrollment; b) current year total WTD FTE and c) virtual state aid. This information is based upon audited enrollment. To view the complete data used to calculate the individual weightings, download the "FY 2020 Legal Max Final" from the school finance website: <https://www.ksde.org/Agency/Fiscal-and-Administrative-Services/School-Finance/Legal-Max-General-Fund-School-Finance-Studies>

The final legal maximum general fund is based upon actual Special Education state aid and Virtual Credits (20 and over) reported on the local effort. All special education state aid must be deposited in the general fund and transferred to the special education fund.

Under KSA 72-5148 (b) (3), the portion of the school district's state Foundation aid attributable to the transportation weighting shall not be in excess of 110% of the school district's total expenditures for regular route transportation from all funds for the immediately preceding school year. The current year general fund budget will be reduced by any amount in excess of the 110% cap. These expenditures are reflected on the "Overall Audit Summary" for the 2018-19 school year recently completed by KSDE.

Kansas leads the world in the success of each student.

In addition, school districts expending money in excess of the prior year legal maximum general fund budget are in violation of Kansas statute. After review of the local CPA audit for the prior year, the current year general fund budget will be reduced by any over expenditure.

If there are any discrepancies or questions regarding this letter, please contact School Finance as soon as possible.

Sincerely,

A handwritten signature in black ink, appearing to read 'Dale M. Dennis', with a stylized flourish at the end.

Dale M. Dennis, Deputy Commissioner
Division of Fiscal & Administrative Services

A handwritten signature in black ink, appearing to read 'Craig Neuenswander', with a horizontal line underneath.

Craig Neuenswander, Director
School Finance

cc: District Clerk
President of Board

Enclosure

June 16, 2020

FINAL AUDITED LEGAL MAX

USD 260 Derby

2019-20 Legal Maximum General Fund Budget

(General Fund computed using \$4,436 BASE)

<u>Col 1</u>	<u>Col 2</u>	<u>Col 3</u>	<u>Col 4</u>	<u>Col 5</u>		<u>Col 7</u>	<u>Col 8</u>	<u>Col 9</u>	<u>Col 11</u>
FTE Enroll (excl Preschool- Aged AR & virtual) 9/20/16 & 2/20/17	FTE Enroll (excl Preschool- Aged AR & virtual) 9/20/17 & 2/20/18	FTE Enroll (excl Preschool- Aged AR & virtual) 9/20/18 & 2/20/19	Adjusted Enrollment	Preschool-Aged At-Risk (9/20 plus 2/20)		Total Adj. Enrollment (incl Preschool-Aged At-Risk)	Low & High Enrollment WTD FTE	Bilingual (max Hrs or Hdct) WTD FTE	Career/ Tech Ed WTD FTE
6,752.6	6,816.9	6,891.8	6,891.8	29.0		6,920.8	242.5	110.4	133.9
<u>Col 14</u>	<u>Col 17</u>	<u>Col 19</u>	<u>Col 23</u>	<u>Col 24</u>	<u>Col 26</u>	<u>Col 28</u>	<u>Col 29</u>		<u>Col 34</u>
At-Risk (Free Lunch) WTD FTE	High Density At-Risk WTD FTE	School Facilities WTD FTE	Trans- portation WTD FTE	Ancillary WTD FTE	Cost of Living WTD FTE	Special Education WTD FTE	KAMS FTE	Total WTD FTE (incl SPED)	Virtual State Aid
1,113.7	46.1	0.0	225.8	0.0	0.0	1,401.3	1.0	10,195.5	15,850
<u>Col 36</u>	<u>Col 37</u>	<u>Col 38</u>	<u>Col 39</u>	<u>Col 40</u>	<u>Col 41</u>	<u>Col 42</u>	<u>Col 43</u>	<u>Col 44</u>	<u>Col 45</u>
Computed General Fund	Adopted General Fund	Legal Max General Fund (before reductions)	Prior Year Total Reductions	2019-20 Adj. Legal General Fund Budget	2019-20 LOB Base General Fund	2019-20 LOB Authorized Percent	Computed Local Option Budget	Adopted Local Option Budget	Legal Max LOB Budget
45,243,088	47,364,291	45,243,088	0	45,243,088	46,295,758	30.00%	13,888,727	14,519,374	13,888,727

Column Notes

- Col 4 - Higher of 1st preceding year, 2nd preceding year or 3-year average (if eligible).
- Col 7 - Column 4 plus current Preschool-Aged At Risk.
- Col 9 - Higher of Bilingual Contact Hours weighting or Bilingual Headcount weighting.
- Col 11 - Career/Tech Ed contact hours divided by 6 then multiplied times factor (0.5).
- Col 14 - Free Meals times Free Lunch Factor (0.484).
- Col 17 - Higher of USD level or School level high density at-risk.
- Col 23 - Higher of 2019-20 or 2016-17 transportation state aid converted to WTD FTE. (expires 6-30-2021)
- Col 34 - Virtual Full-Time = \$5,000; Virtual Part-Time = \$1,700; Virtual Credits (Max 6 credits) = \$709.
- Col 38 - Legal General Fund; Lesser of Column 36 or Column 37.
- Col 39 - Reductions may include the following: Prior year budget violation, prior year virtual credits or transportation adjustments.
- Col 40 - Adjusted Legal General Fund; Column 38 less Column 39
- Col 45 - Legal LOB: Lesser of Column 43 or Column 44.



900 S.W. Jackson Street, Suite 102
Topeka, Kansas 66612-1212
(785) 296-3201
www.ksde.org

June 16, 2020

John Burke, Superintendent
USD 261 Haysville
1745 West Grand Ave.
Haysville, KS 67060-1234

FINAL AUDITED LEGAL MAX

Dear Dr. Burke,

For the 2019-20 school year, the legal general fund is **\$39,404,101** and the legal local option budget (LOB) is **\$13,307,384**. Under KSA 72-5131, the general fund budget is computed using preceding years' enrollment plus current year weightings multiplied times the BASE of \$4,436, plus virtual state aid. The LOB base general fund calculation starts with the total weighted enrollment, excluding special education, KAMS and virtual state aid. This total is multiplied by the LOB BASE of \$4,558, the higher of the 2008-2009 or current year special education state aid is added, and the sum is multiplied by the authorized district LOB percentage to obtain the maximum LOB budget.

Enclosed is a printout showing data used to compute the general fund and LOB: a) preceding years' enrollment; b) current year total WTD FTE and c) virtual state aid. This information is based upon audited enrollment. To view the complete data used to calculate the individual weightings, download the "FY 2020 Legal Max Final" from the school finance website: <https://www.ksde.org/Agency/Fiscal-and-Administrative-Services/School-Finance/Legal-Max-General-Fund-School-Finance-Studies>

The final legal maximum general fund is based upon actual Special Education state aid and Virtual Credits (20 and over) reported on the local effort. All special education state aid must be deposited in the general fund and transferred to the special education fund.

Under KSA 72-5148 (b) (3), the portion of the school district's state Foundation aid attributable to the transportation weighting shall not be in excess of 110% of the school district's total expenditures for regular route transportation from all funds for the immediately preceding school year. The current year general fund budget will be reduced by any amount in excess of the 110% cap. These expenditures are reflected on the "Overall Audit Summary" for the 2018-19 school year recently completed by KSDE.

Kansas leads the world in the success of each student.

In addition, school districts expending money in excess of the prior year legal maximum general fund budget are in violation of Kansas statute. After review of the local CPA audit for the prior year, the current year general fund budget will be reduced by any over expenditure.

If there are any discrepancies or questions regarding this letter, please contact School Finance as soon as possible.

Sincerely,

A handwritten signature in black ink, appearing to read 'Dale M. Dennis', with a stylized flourish at the end.

Dale M. Dennis, Deputy Commissioner
Division of Fiscal & Administrative Services

A handwritten signature in black ink, appearing to read 'Craig Neuenswander', with a horizontal line underneath.

Craig Neuenswander, Director
School Finance

cc: District Clerk
President of Board

Enclosure

June 16, 2020

FINAL AUDITED LEGAL MAX

USD 261 Haysville

2019-20 Legal Maximum General Fund Budget

(General Fund computed using \$4,436 BASE)

<u>Col 1</u>	<u>Col 2</u>	<u>Col 3</u>	<u>Col 4</u>	<u>Col 5</u>		<u>Col 7</u>	<u>Col 8</u>	<u>Col 9</u>	<u>Col 11</u>
FTE Enroll (excl Preschool- Aged AR & virtual) 9/20/16 & 2/20/17	FTE Enroll (excl Preschool- Aged AR & virtual) 9/20/17 & 2/20/18	FTE Enroll (excl Preschool- Aged AR & virtual) 9/20/18 & 2/20/19	Adjusted Enrollment	Preschool-Aged At-Risk (9/20 plus 2/20)		Total Adj. Enrollment (incl Preschool-Aged At-Risk)	Low & High Enrollment WTD FTE	Bilingual (max Hrs or Hdct) WTD FTE	Career/ Tech Ed WTD FTE
5,424.1	5,559.1	5,576.7	5,576.7	82.5		5,659.2	198.3	38.5	90.4
<u>Col 14</u>	<u>Col 17</u>	<u>Col 19</u>	<u>Col 23</u>	<u>Col 24</u>	<u>Col 26</u>	<u>Col 28</u>	<u>Col 29</u>		<u>Col 34</u>
At-Risk (Free Lunch) WTD FTE	High Density At-Risk WTD FTE	School Facilities WTD FTE	Trans- portation WTD FTE	Ancillary WTD FTE	Cost of Living WTD FTE	Special Education WTD FTE	KAMS FTE	Total WTD FTE (incl SPED)	Virtual State Aid
1,190.2	125.9	9.2	240.5	0.0	0.0	1,330.6	0.0	8,882.8	0
<u>Col 36</u>	<u>Col 37</u>	<u>Col 38</u>	<u>Col 39</u>	<u>Col 40</u>	<u>Col 41</u>	<u>Col 42</u>	<u>Col 43</u>	<u>Col 44</u>	<u>Col 45</u>
Computed General Fund	Adopted General Fund	Legal Max General Fund (before reductions)	Prior Year Total Reductions	2019-20 Adj. Legal General Fund Budget	2019-20 LOB Base General Fund	2019-20 LOB Authorized Percent	Computed Local Option Budget	Adopted Local Option Budget	Legal Max LOB Budget
39,404,101	39,959,044	39,404,101	0	39,404,101	40,325,406	33.00%	13,307,384	13,494,605	13,307,384

Column Notes

- Col 4 - Higher of 1st preceding year, 2nd preceding year or 3-year average (if eligible).
- Col 7 - Column 4 plus current Preschool-Aged At Risk.
- Col 9 - Higher of Bilingual Contact Hours weighting or Bilingual Headcount weighting.
- Col 11 - Career/Tech Ed contact hours divided by 6 then multiplied times factor (0.5).
- Col 14 - Free Meals times Free Lunch Factor (0.484).
- Col 17 - Higher of USD level or School level high density at-risk.
- Col 23 - Higher of 2019-20 or 2016-17 transportation state aid converted to WTD FTE. (expires 6-30-2021)
- Col 34 - Virtual Full-Time = \$5,000; Virtual Part-Time = \$1,700; Virtual Credits (Max 6 credits) = \$709.
- Col 38 - Legal General Fund; Lesser of Column 36 or Column 37.
- Col 39 - Reductions may include the following: Prior year budget violation, prior year virtual credits or transportation adjustments.
- Col 40 - Adjusted Legal General Fund; Column 38 less Column 39
- Col 45 - Legal LOB: Lesser of Column 43 or Column 44.



900 S.W. Jackson Street, Suite 102
Topeka, Kansas 66612-1212
(785) 296-3201
www.ksde.org

June 16, 2020

Cory Gibson, Superintendent
USD 262 Valley Center Pub Sch
143 S. Meridian
Valley Center, KS 67147

FINAL AUDITED LEGAL MAX

Dear Dr. Gibson,

For the 2019-20 school year, the legal general fund is **\$19,919,006** and the legal local option budget (LOB) is **\$6,375,000**. Under KSA 72-5131, the general fund budget is computed using preceding years' enrollment plus current year weightings multiplied times the BASE of \$4,436, plus virtual state aid. The LOB base general fund calculation starts with the total weighted enrollment, excluding special education, KAMS and virtual state aid. This total is multiplied by the LOB BASE of \$4,558, the higher of the 2008-2009 or current year special education state aid is added, and the sum is multiplied by the authorized district LOB percentage to obtain the maximum LOB budget.

Enclosed is a printout showing data used to compute the general fund and LOB: a) preceding years' enrollment; b) current year total WTD FTE and c) virtual state aid. This information is based upon audited enrollment. To view the complete data used to calculate the individual weightings, download the "FY 2020 Legal Max Final" from the school finance website: <https://www.ksde.org/Agency/Fiscal-and-Administrative-Services/School-Finance/Legal-Max-General-Fund-School-Finance-Studies>

The final legal maximum general fund is based upon actual Special Education state aid and Virtual Credits (20 and over) reported on the local effort. All special education state aid must be deposited in the general fund and transferred to the special education fund.

Under KSA 72-5148 (b) (3), the portion of the school district's state Foundation aid attributable to the transportation weighting shall not be in excess of 110% of the school district's total expenditures for regular route transportation from all funds for the immediately preceding school year. The current year general fund budget will be reduced by any amount in excess of the 110% cap. These expenditures are reflected on the "Overall Audit Summary" for the 2018-19 school year recently completed by KSDE.

Kansas leads the world in the success of each student.

In addition, school districts expending money in excess of the prior year legal maximum general fund budget are in violation of Kansas statute. After review of the local CPA audit for the prior year, the current year general fund budget will be reduced by any over expenditure.

If there are any discrepancies or questions regarding this letter, please contact School Finance as soon as possible.

Sincerely,

A handwritten signature in black ink, appearing to read 'Dale M. Dennis', with a long horizontal flourish extending to the right.

Dale M. Dennis, Deputy Commissioner
Division of Fiscal & Administrative Services

A handwritten signature in black ink, appearing to read 'Craig Neuenswander', with a horizontal line drawn underneath the signature.

Craig Neuenswander, Director
School Finance

cc: District Clerk
President of Board

Enclosure

June 16, 2020

FINAL AUDITED LEGAL MAX

USD 262 Valley Center Pub Sch

2019-20 Legal Maximum General Fund Budget

(General Fund computed using \$4,436 BASE)

<u>Col 1</u>	<u>Col 2</u>	<u>Col 3</u>	<u>Col 4</u>	<u>Col 5</u>		<u>Col 7</u>	<u>Col 8</u>	<u>Col 9</u>	<u>Col 11</u>
FTE Enroll (excl Preschool- Aged AR & virtual) 9/20/16 & 2/20/17	FTE Enroll (excl Preschool- Aged AR & virtual) 9/20/17 & 2/20/18	FTE Enroll (excl Preschool- Aged AR & virtual) 9/20/18 & 2/20/19	Adjusted Enrollment	Preschool-Aged At-Risk (9/20 plus 2/20)		Total Adj. Enrollment (incl Preschool-Aged At-Risk)	Low & High Enrollment WTD FTE	Bilingual (max Hrs or Hdct) WTD FTE	Career/ Tech Ed WTD FTE
2,765.2	2,820.6	2,899.8	2,899.8	30.5		2,930.3	102.7	16.1	64.0
<u>Col 14</u>	<u>Col 17</u>	<u>Col 19</u>	<u>Col 23</u>	<u>Col 24</u>	<u>Col 26</u>	<u>Col 28</u>	<u>Col 29</u>		<u>Col 34</u>
At-Risk (Free Lunch) WTD FTE	High Density At-Risk WTD FTE	School Facilities WTD FTE	Trans- portation WTD FTE	Ancillary WTD FTE	Cost of Living WTD FTE	Special Education WTD FTE	KAMS FTE	Total WTD FTE (incl SPED)	Virtual State Aid
413.8	0.0	0.0	194.5	0.0	0.0	714.0	0.0	4,435.4	253,833
<u>Col 36</u>	<u>Col 37</u>	<u>Col 38</u>	<u>Col 39</u>	<u>Col 40</u>	<u>Col 41</u>	<u>Col 42</u>	<u>Col 43</u>	<u>Col 44</u>	<u>Col 45</u>
Computed General Fund	Adopted General Fund	Legal Max General Fund (before reductions)	Prior Year Total Reductions	2019-20 Adj. Legal General Fund Budget	2019-20 LOB Base General Fund	2019-20 LOB Authorized Percent	Computed Local Option Budget	Adopted Local Option Budget	Legal Max LOB Budget
19,929,267	20,247,830	19,929,267	-10,261	19,919,006	20,129,258	33.00%	6,642,655	6,375,000	6,375,000

Column Notes

- Col 4 - Higher of 1st preceding year, 2nd preceding year or 3-year average (if eligible).
- Col 7 - Column 4 plus current Preschool-Aged At Risk.
- Col 9 - Higher of Bilingual Contact Hours weighting or Bilingual Headcount weighting.
- Col 11 - Career/Tech Ed contact hours divided by 6 then multiplied times factor (0.5).
- Col 14 - Free Meals times Free Lunch Factor (0.484).
- Col 17 - Higher of USD level or School level high density at-risk.
- Col 23 - Higher of 2019-20 or 2016-17 transportation state aid converted to WTD FTE. (expires 6-30-2021)
- Col 34 - Virtual Full-Time = \$5,000; Virtual Part-Time = \$1,700; Virtual Credits (Max 6 credits) = \$709.
- Col 38 - Legal General Fund; Lesser of Column 36 or Column 37.
- Col 39 - Reductions may include the following: Prior year budget violation, prior year virtual credits or transportation adjustments.
- Col 40 - Adjusted Legal General Fund; Column 38 less Column 39
- Col 45 - Legal LOB: Lesser of Column 43 or Column 44.



900 S.W. Jackson Street, Suite 102
Topeka, Kansas 66612-1212
(785) 296-3201
www.ksde.org

June 16, 2020

Jay Ensley, Superintendent
USD 263 Mulvane
Box 130
Mulvane, KS 67110

FINAL AUDITED LEGAL MAX

Dear Dr. Ensley,

For the 2019-20 school year, the legal general fund is **\$11,643,613** and the legal local option budget (LOB) is **\$3,931,647**. Under KSA 72-5131, the general fund budget is computed using preceding years' enrollment plus current year weightings multiplied times the BASE of \$4,436, plus virtual state aid. The LOB base general fund calculation starts with the total weighted enrollment, excluding special education, KAMS and virtual state aid. This total is multiplied by the LOB BASE of \$4,558, the higher of the 2008-2009 or current year special education state aid is added, and the sum is multiplied by the authorized district LOB percentage to obtain the maximum LOB budget.

Enclosed is a printout showing data used to compute the general fund and LOB: a) preceding years' enrollment; b) current year total WTD FTE and c) virtual state aid. This information is based upon audited enrollment. To view the complete data used to calculate the individual weightings, download the "FY 2020 Legal Max Final" from the school finance website: <https://www.ksde.org/Agency/Fiscal-and-Administrative-Services/School-Finance/Legal-Max-General-Fund-School-Finance-Studies>

The final legal maximum general fund is based upon actual Special Education state aid and Virtual Credits (20 and over) reported on the local effort. All special education state aid must be deposited in the general fund and transferred to the special education fund.

Under KSA 72-5148 (b) (3), the portion of the school district's state Foundation aid attributable to the transportation weighting shall not be in excess of 110% of the school district's total expenditures for regular route transportation from all funds for the immediately preceding school year. The current year general fund budget will be reduced by any amount in excess of the 110% cap. These expenditures are reflected on the "Overall Audit Summary" for the 2018-19 school year recently completed by KSDE.

Kansas leads the world in the success of each student.

In addition, school districts expending money in excess of the prior year legal maximum general fund budget are in violation of Kansas statute. After review of the local CPA audit for the prior year, the current year general fund budget will be reduced by any over expenditure.

If there are any discrepancies or questions regarding this letter, please contact School Finance as soon as possible.

Sincerely,



Dale M. Dennis, Deputy Commissioner
Division of Fiscal & Administrative Services



Craig Neuenswander, Director
School Finance

cc: District Clerk
President of Board

Enclosure

June 16, 2020

FINAL AUDITED LEGAL MAX

USD 263 Mulvane

2019-20 Legal Maximum General Fund Budget

(General Fund computed using \$4,436 BASE)

<u>Col 1</u>	<u>Col 2</u>	<u>Col 3</u>	<u>Col 4</u>	<u>Col 5</u>		<u>Col 7</u>	<u>Col 8</u>	<u>Col 9</u>	<u>Col 11</u>
FTE Enroll (excl Preschool- Aged AR & virtual) 9/20/16 & 2/20/17	FTE Enroll (excl Preschool- Aged AR & virtual) 9/20/17 & 2/20/18	FTE Enroll (excl Preschool- Aged AR & virtual) 9/20/18 & 2/20/19	Adjusted Enrollment	Preschool-Aged At-Risk (9/20 plus 2/20)		Total Adj. Enrollment (incl Preschool-Aged At-Risk)	Low & High Enrollment WTD FTE	Bilingual (max Hrs or Hdct) WTD FTE	Career/ Tech Ed WTD FTE
1,736.8	1,731.5	1,785.5	1,785.5	15.0		1,800.5	63.1	1.1	40.4
<u>Col 14</u>	<u>Col 17</u>	<u>Col 19</u>	<u>Col 23</u>	<u>Col 24</u>	<u>Col 26</u>	<u>Col 28</u>	<u>Col 29</u>		<u>Col 34</u>
At-Risk (Free Lunch) WTD FTE	High Density At-Risk WTD FTE	School Facilities WTD FTE	Trans- portation WTD FTE	Ancillary WTD FTE	Cost of Living WTD FTE	Special Education WTD FTE	KAMS FTE	Total WTD FTE (incl SPED)	Virtual State Aid
243.0	0.0	0.0	70.2	0.0	0.0	406.5	0.0	2,624.8	0
<u>Col 36</u>	<u>Col 37</u>	<u>Col 38</u>	<u>Col 39</u>	<u>Col 40</u>	<u>Col 41</u>	<u>Col 42</u>	<u>Col 43</u>	<u>Col 44</u>	<u>Col 45</u>
Computed General Fund	Adopted General Fund	Legal Max General Fund (before reductions)	Prior Year Total Reductions	2019-20 Adj. Legal General Fund Budget	2019-20 LOB Base General Fund	2019-20 LOB Authorized Percent	Computed Local Option Budget	Adopted Local Option Budget	Legal Max LOB Budget
11,643,613	12,000,267	11,643,613	0	11,643,613	11,914,083	33.00%	3,931,647	4,050,407	3,931,647

Column Notes

- Col 4 - Higher of 1st preceding year, 2nd preceding year or 3-year average (if eligible).
- Col 7 - Column 4 plus current Preschool-Aged At Risk.
- Col 9 - Higher of Bilingual Contact Hours weighting or Bilingual Headcount weighting.
- Col 11 - Career/Tech Ed contact hours divided by 6 then multiplied times factor (0.5).
- Col 14 - Free Meals times Free Lunch Factor (0.484).
- Col 17 - Higher of USD level or School level high density at-risk.
- Col 23 - Higher of 2019-20 or 2016-17 transportation state aid converted to WTD FTE. (expires 6-30-2021)
- Col 34 - Virtual Full-Time = \$5,000; Virtual Part-Time = \$1,700; Virtual Credits (Max 6 credits) = \$709.
- Col 38 - Legal General Fund; Lesser of Column 36 or Column 37.
- Col 39 - Reductions may include the following: Prior year budget violation, prior year virtual credits or transportation adjustments.
- Col 40 - Adjusted Legal General Fund; Column 38 less Column 39
- Col 45 - Legal LOB: Lesser of Column 43 or Column 44.



900 S.W. Jackson Street, Suite 102
Topeka, Kansas 66612-1212
(785) 296-3201
www.ksde.org

June 16, 2020

Paul Becker, Superintendent
USD 264 Clearwater
Box 248
Clearwater, KS 67026

FINAL AUDITED LEGAL MAX

Dear Mr. Becker,

For the 2019-20 school year, the legal general fund is **\$8,022,559** and the legal local option budget (LOB) is **\$2,471,036**. Under KSA 72-5131, the general fund budget is computed using preceding years' enrollment plus current year weightings multiplied times the BASE of \$4,436, plus virtual state aid. The LOB base general fund calculation starts with the total weighted enrollment, excluding special education, KAMS and virtual state aid. This total is multiplied by the LOB BASE of \$4,558, the higher of the 2008-2009 or current year special education state aid is added, and the sum is multiplied by the authorized district LOB percentage to obtain the maximum LOB budget.

Enclosed is a printout showing data used to compute the general fund and LOB: a) preceding years' enrollment; b) current year total WTD FTE and c) virtual state aid. This information is based upon audited enrollment. To view the complete data used to calculate the individual weightings, download the "FY 2020 Legal Max Final" from the school finance website: <https://www.ksde.org/Agency/Fiscal-and-Administrative-Services/School-Finance/Legal-Max-General-Fund-School-Finance-Studies>

The final legal maximum general fund is based upon actual Special Education state aid and Virtual Credits (20 and over) reported on the local effort. All special education state aid must be deposited in the general fund and transferred to the special education fund.

Under KSA 72-5148 (b) (3), the portion of the school district's state Foundation aid attributable to the transportation weighting shall not be in excess of 110% of the school district's total expenditures for regular route transportation from all funds for the immediately preceding school year. The current year general fund budget will be reduced by any amount in excess of the 110% cap. These expenditures are reflected on the "Overall Audit Summary" for the 2018-19 school year recently completed by KSDE.

Kansas leads the world in the success of each student.

In addition, school districts expending money in excess of the prior year legal maximum general fund budget are in violation of Kansas statute. After review of the local CPA audit for the prior year, the current year general fund budget will be reduced by any over expenditure.

If there are any discrepancies or questions regarding this letter, please contact School Finance as soon as possible.

Sincerely,

A handwritten signature in black ink, appearing to read 'Dale M. Dennis', with a long horizontal flourish extending to the right.

Dale M. Dennis, Deputy Commissioner
Division of Fiscal & Administrative Services

A handwritten signature in black ink, appearing to read 'Craig Neuenswander', with a horizontal line drawn underneath the signature.

Craig Neuenswander, Director
School Finance

cc: District Clerk
President of Board

Enclosure

June 16, 2020

FINAL AUDITED LEGAL MAX

USD 264 Clearwater

2019-20 Legal Maximum General Fund Budget

(General Fund computed using \$4,436 BASE)

<u>Col 1</u>	<u>Col 2</u>	<u>Col 3</u>	<u>Col 4</u>	<u>Col 5</u>		<u>Col 7</u>	<u>Col 8</u>	<u>Col 9</u>	<u>Col 11</u>
FTE Enroll (excl Preschool- Aged AR & virtual) 9/20/16 & 2/20/17	FTE Enroll (excl Preschool- Aged AR & virtual) 9/20/17 & 2/20/18	FTE Enroll (excl Preschool- Aged AR & virtual) 9/20/18 & 2/20/19	Adjusted Enrollment	Preschool-Aged At-Risk (9/20 plus 2/20)		Total Adj. Enrollment (incl Preschool-Aged At-Risk)	Low & High Enrollment WTD FTE	Bilingual (max Hrs or Hdct) WTD FTE	Career/ Tech Ed WTD FTE
1,113.0	1,122.5	1,108.5	1,122.5	4.0		1,126.5	229.1	0.7	12.3
<u>Col 14</u>	<u>Col 17</u>	<u>Col 19</u>	<u>Col 23</u>	<u>Col 24</u>	<u>Col 26</u>	<u>Col 28</u>	<u>Col 29</u>		<u>Col 34</u>
At-Risk (Free Lunch) WTD FTE	High Density At-Risk WTD FTE	School Facilities WTD FTE	Trans- portation WTD FTE	Ancillary WTD FTE	Cost of Living WTD FTE	Special Education WTD FTE	KAMS FTE	Total WTD FTE (incl SPED)	Virtual State Aid
95.8	0.0	0.0	86.8	0.0	0.0	262.9	0.0	1,814.1	5,000
<u>Col 36</u>	<u>Col 37</u>	<u>Col 38</u>	<u>Col 39</u>	<u>Col 40</u>	<u>Col 41</u>	<u>Col 42</u>	<u>Col 43</u>	<u>Col 44</u>	<u>Col 45</u>
Computed General Fund	Adopted General Fund	Legal Max General Fund (before reductions)	Prior Year Total Reductions	2019-20 Adj. Legal General Fund Budget	2019-20 LOB Base General Fund	2019-20 LOB Authorized Percent	Computed Local Option Budget	Adopted Local Option Budget	Legal Max LOB Budget
8,052,348	8,258,501	8,052,348	-29,789	8,022,559	8,236,785	30.00%	2,471,036	2,534,656	2,471,036

Column Notes

Col 4 - Higher of 1st preceding year, 2nd preceding year or 3-year average (if eligible).

Col 7 - Column 4 plus current Preschool-Aged At Risk.

Col 9 - Higher of Bilingual Contact Hours weighting or Bilingual Headcount weighting.

Col 11 - Career/Tech Ed contact hours divided by 6 then multiplied times factor (0.5).

Col 14 - Free Meals times Free Lunch Factor (0.484).

Col 17 - Higher of USD level or School level high density at-risk.

Col 23 - Higher of 2019-20 or 2016-17 transportation state aid converted to WTD FTE. (expires 6-30-2021)

Col 34 - Virtual Full-Time = \$5,000; Virtual Part-Time = \$1,700; Virtual Credits (Max 6 credits) = \$709.

Col 38 - Legal General Fund; Lesser of Column 36 or Column 37.

Col 39 - Reductions may include the following: Prior year budget violation, prior year virtual credits or transportation adjustments.

Col 40 - Adjusted Legal General Fund; Column 38 less Column 39

Col 45 - Legal LOB: Lesser of Column 43 or Column 44.



900 S.W. Jackson Street, Suite 102
Topeka, Kansas 66612-1212
(785) 296-3201
www.ksde.org

June 16, 2020

Justin B. Henry, Superintendent
USD 265 Goddard
P.O. Box 249
Goddard, KS 67052-0249

FINAL AUDITED LEGAL MAX

Dear Dr. Henry,

For the 2019-20 school year, the legal general fund is **\$37,411,176** and the legal local option budget (LOB) is **\$12,604,230**. Under KSA 72-5131, the general fund budget is computed using preceding years' enrollment plus current year weightings multiplied times the BASE of \$4,436, plus virtual state aid. The LOB base general fund calculation starts with the total weighted enrollment, excluding special education, KAMS and virtual state aid. This total is multiplied by the LOB BASE of \$4,558, the higher of the 2008-2009 or current year special education state aid is added, and the sum is multiplied by the authorized district LOB percentage to obtain the maximum LOB budget.

Enclosed is a printout showing data used to compute the general fund and LOB: a) preceding years' enrollment; b) current year total WTD FTE and c) virtual state aid. This information is based upon audited enrollment. To view the complete data used to calculate the individual weightings, download the "FY 2020 Legal Max Final" from the school finance website: <https://www.ksde.org/Agency/Fiscal-and-Administrative-Services/School-Finance/Legal-Max-General-Fund-School-Finance-Studies>

The final legal maximum general fund is based upon actual Special Education state aid and Virtual Credits (20 and over) reported on the local effort. All special education state aid must be deposited in the general fund and transferred to the special education fund.

Under KSA 72-5148 (b) (3), the portion of the school district's state Foundation aid attributable to the transportation weighting shall not be in excess of 110% of the school district's total expenditures for regular route transportation from all funds for the immediately preceding school year. The current year general fund budget will be reduced by any amount in excess of the 110% cap. These expenditures are reflected on the "Overall Audit Summary" for the 2018-19 school year recently completed by KSDE.

Kansas leads the world in the success of each student.

In addition, school districts expending money in excess of the prior year legal maximum general fund budget are in violation of Kansas statute. After review of the local CPA audit for the prior year, the current year general fund budget will be reduced by any over expenditure.

If there are any discrepancies or questions regarding this letter, please contact School Finance as soon as possible.

Sincerely,

A handwritten signature in black ink, appearing to read 'Dale M. Dennis', with a long horizontal flourish extending to the right.

Dale M. Dennis, Deputy Commissioner
Division of Fiscal & Administrative Services

A handwritten signature in black ink, appearing to read 'Craig Neuenswander', with a horizontal line drawn underneath the signature.

Craig Neuenswander, Director
School Finance

cc: District Clerk
President of Board

Enclosure

June 16, 2020

FINAL AUDITED LEGAL MAX

USD 265 Goddard

2019-20 Legal Maximum General Fund Budget

(General Fund computed using \$4,436 BASE)

<u>Col 1</u>	<u>Col 2</u>	<u>Col 3</u>	<u>Col 4</u>	<u>Col 5</u>		<u>Col 7</u>	<u>Col 8</u>	<u>Col 9</u>	<u>Col 11</u>
FTE Enroll (excl Preschool- Aged AR & virtual) 9/20/16 & 2/20/17	FTE Enroll (excl Preschool- Aged AR & virtual) 9/20/17 & 2/20/18	FTE Enroll (excl Preschool- Aged AR & virtual) 9/20/18 & 2/20/19	Adjusted Enrollment	Preschool-Aged At-Risk (9/20 plus 2/20)		Total Adj. Enrollment (incl Preschool-Aged At-Risk)	Low & High Enrollment WTD FTE	Bilingual (max Hrs or Hdct) WTD FTE	Career/ Tech Ed WTD FTE
5,551.6	5,606.6	5,745.8	5,745.8	38.0		5,783.8	202.7	28.2	131.9
<u>Col 14</u>	<u>Col 17</u>	<u>Col 19</u>	<u>Col 23</u>	<u>Col 24</u>	<u>Col 26</u>	<u>Col 28</u>	<u>Col 29</u>		<u>Col 34</u>
At-Risk (Free Lunch) WTD FTE	High Density At-Risk WTD FTE	School Facilities WTD FTE	Trans- portation WTD FTE	Ancillary WTD FTE	Cost of Living WTD FTE	Special Education WTD FTE	KAMS FTE	Total WTD FTE (incl SPED)	Virtual State Aid
445.3	0.0	0.0	526.8	0.0	0.0	1,295.7	2.0	8,416.4	76,026
<u>Col 36</u>	<u>Col 37</u>	<u>Col 38</u>	<u>Col 39</u>	<u>Col 40</u>	<u>Col 41</u>	<u>Col 42</u>	<u>Col 43</u>	<u>Col 44</u>	<u>Col 45</u>
Computed General Fund	Adopted General Fund	Legal Max General Fund (before reductions)	Prior Year Total Reductions	2019-20 Adj. Legal General Fund Budget	2019-20 LOB Base General Fund	2019-20 LOB Authorized Percent	Computed Local Option Budget	Adopted Local Option Budget	Legal Max LOB Budget
37,411,176	38,152,460	37,411,176	0	37,411,176	38,194,637	33.00%	12,604,230	12,817,694	12,604,230

Column Notes

- Col 4 - Higher of 1st preceding year, 2nd preceding year or 3-year average (if eligible).
Col 7 - Column 4 plus current Preschool-Aged At Risk.
Col 9 - Higher of Bilingual Contact Hours weighting or Bilingual Headcount weighting.
Col 11 - Career/Tech Ed contact hours divided by 6 then multiplied times factor (0.5).
Col 14 - Free Meals times Free Lunch Factor (0.484).
Col 17 - Higher of USD level or School level high density at-risk.
Col 23 - Higher of 2019-20 or 2016-17 transportation state aid converted to WTD FTE. (expires 6-30-2021)
Col 34 - Virtual Full-Time = \$5,000; Virtual Part-Time = \$1,700; Virtual Credits (Max 6 credits) = \$709.
Col 38 - Legal General Fund; Lesser of Column 36 or Column 37.
Col 39 - Reductions may include the following: Prior year budget violation, prior year virtual credits or transportation adjustments.
Col 40 - Adjusted Legal General Fund; Column 38 less Column 39
Col 45 - Legal LOB: Lesser of Column 43 or Column 44.



900 S.W. Jackson Street, Suite 102
Topeka, Kansas 66612-1212
(785) 296-3201
www.ksde.org

June 16, 2020

Chad Higgins, Superintendent
USD 266 Maize
905 W. Academy Ave.
Maize, KS 67101-9405

FINAL AUDITED LEGAL MAX

Dear Dr. Higgins,

For the 2019-20 school year, the legal general fund is **\$47,891,880** and the legal local option budget (LOB) is **\$15,412,137**. Under KSA 72-5131, the general fund budget is computed using preceding years' enrollment plus current year weightings multiplied times the BASE of \$4,436, plus virtual state aid. The LOB base general fund calculation starts with the total weighted enrollment, excluding special education, KAMS and virtual state aid. This total is multiplied by the LOB BASE of \$4,558, the higher of the 2008-2009 or current year special education state aid is added, and the sum is multiplied by the authorized district LOB percentage to obtain the maximum LOB budget.

Enclosed is a printout showing data used to compute the general fund and LOB: a) preceding years' enrollment; b) current year total WTD FTE and c) virtual state aid. This information is based upon audited enrollment. To view the complete data used to calculate the individual weightings, download the "FY 2020 Legal Max Final" from the school finance website: <https://www.ksde.org/Agency/Fiscal-and-Administrative-Services/School-Finance/Legal-Max-General-Fund-School-Finance-Studies>

The final legal maximum general fund is based upon actual Special Education state aid and Virtual Credits (20 and over) reported on the local effort. All special education state aid must be deposited in the general fund and transferred to the special education fund.

Under KSA 72-5148 (b) (3), the portion of the school district's state Foundation aid attributable to the transportation weighting shall not be in excess of 110% of the school district's total expenditures for regular route transportation from all funds for the immediately preceding school year. The current year general fund budget will be reduced by any amount in excess of the 110% cap. These expenditures are reflected on the "Overall Audit Summary" for the 2018-19 school year recently completed by KSDE.

Kansas leads the world in the success of each student.

In addition, school districts expending money in excess of the prior year legal maximum general fund budget are in violation of Kansas statute. After review of the local CPA audit for the prior year, the current year general fund budget will be reduced by any over expenditure.

If there are any discrepancies or questions regarding this letter, please contact School Finance as soon as possible.

Sincerely,

A handwritten signature in black ink, appearing to read 'Dale M. Dennis', with a stylized, flowing script.

Dale M. Dennis, Deputy Commissioner
Division of Fiscal & Administrative Services

A handwritten signature in black ink, appearing to read 'Craig Neuenswander', with a stylized, flowing script.

Craig Neuenswander, Director
School Finance

cc: District Clerk
President of Board

Enclosure

June 16, 2020

FINAL AUDITED LEGAL MAX

USD 266 Maize

2019-20 Legal Maximum General Fund Budget

(General Fund computed using \$4,436 BASE)

<u>Col 1</u>	<u>Col 2</u>	<u>Col 3</u>	<u>Col 4</u>	<u>Col 5</u>		<u>Col 7</u>	<u>Col 8</u>	<u>Col 9</u>	<u>Col 11</u>
FTE Enroll (excl Preschool- Aged AR & virtual) 9/20/16 & 2/20/17	FTE Enroll (excl Preschool- Aged AR & virtual) 9/20/17 & 2/20/18	FTE Enroll (excl Preschool- Aged AR & virtual) 9/20/18 & 2/20/19	Adjusted Enrollment	Preschool-Aged At-Risk (9/20 plus 2/20)		Total Adj. Enrollment (incl Preschool-Aged At-Risk)	Low & High Enrollment WTD FTE	Bilingual (max Hrs or Hdct) WTD FTE	Career/ Tech Ed WTD FTE
6,741.9	6,921.0	7,118.1	7,118.1	31.5		7,149.6	250.5	35.0	119.9
<u>Col 14</u>	<u>Col 17</u>	<u>Col 19</u>	<u>Col 23</u>	<u>Col 24</u>	<u>Col 26</u>	<u>Col 28</u>	<u>Col 29</u>		<u>Col 34</u>
At-Risk (Free Lunch) WTD FTE	High Density At-Risk WTD FTE	School Facilities WTD FTE	Trans- portation WTD FTE	Ancillary WTD FTE	Cost of Living WTD FTE	Special Education WTD FTE	KAMS FTE	Total WTD FTE (incl SPED)	Virtual State Aid
524.2	0.0	43.9	574.0	0.0	0.0	1,668.3	1.0	10,366.4	1,906,530
<u>Col 36</u>	<u>Col 37</u>	<u>Col 38</u>	<u>Col 39</u>	<u>Col 40</u>	<u>Col 41</u>	<u>Col 42</u>	<u>Col 43</u>	<u>Col 44</u>	<u>Col 45</u>
Computed General Fund	Adopted General Fund	Legal Max General Fund (before reductions)	Prior Year Total Reductions	2019-20 Adj. Legal General Fund Budget	2019-20 LOB Base General Fund	2019-20 LOB Authorized Percent	Computed Local Option Budget	Adopted Local Option Budget	Legal Max LOB Budget
47,891,880	48,972,804	47,891,880	0	47,891,880	47,042,122	33.00%	15,523,900	15,412,137	15,412,137

Column Notes

- Col 4 - Higher of 1st preceding year, 2nd preceding year or 3-year average (if eligible).
- Col 7 - Column 4 plus current Preschool-Aged At Risk.
- Col 9 - Higher of Bilingual Contact Hours weighting or Bilingual Headcount weighting.
- Col 11 - Career/Tech Ed contact hours divided by 6 then multiplied times factor (0.5).
- Col 14 - Free Meals times Free Lunch Factor (0.484).
- Col 17 - Higher of USD level or School level high density at-risk.
- Col 23 - Higher of 2019-20 or 2016-17 transportation state aid converted to WTD FTE. (expires 6-30-2021)
- Col 34 - Virtual Full-Time = \$5,000; Virtual Part-Time = \$1,700; Virtual Credits (Max 6 credits) = \$709.
- Col 38 - Legal General Fund; Lesser of Column 36 or Column 37.
- Col 39 - Reductions may include the following: Prior year budget violation, prior year virtual credits or transportation adjustments.
- Col 40 - Adjusted Legal General Fund; Column 38 less Column 39
- Col 45 - Legal LOB: Lesser of Column 43 or Column 44.



900 S.W. Jackson Street, Suite 102
Topeka, Kansas 66612-1212
(785) 296-3201
www.ksde.org

June 16, 2020

Mindy Bruce, Superintendent
USD 267 Renwick
600 W Rush
Andale, KS 67001-0068

FINAL AUDITED LEGAL MAX

Dear Ms. Bruce,

For the 2019-20 school year, the legal general fund is **\$11,383,524** and the legal local option budget (LOB) is **\$3,867,122**. Under KSA 72-5131, the general fund budget is computed using preceding years' enrollment plus current year weightings multiplied times the BASE of \$4,436, plus virtual state aid. The LOB base general fund calculation starts with the total weighted enrollment, excluding special education, KAMS and virtual state aid. This total is multiplied by the LOB BASE of \$4,558, the higher of the 2008-2009 or current year special education state aid is added, and the sum is multiplied by the authorized district LOB percentage to obtain the maximum LOB budget.

Enclosed is a printout showing data used to compute the general fund and LOB: a) preceding years' enrollment; b) current year total WTD FTE and c) virtual state aid. This information is based upon audited enrollment. To view the complete data used to calculate the individual weightings, download the "FY 2020 Legal Max Final" from the school finance website: <https://www.ksde.org/Agency/Fiscal-and-Administrative-Services/School-Finance/Legal-Max-General-Fund-School-Finance-Studies>

The final legal maximum general fund is based upon actual Special Education state aid and Virtual Credits (20 and over) reported on the local effort. All special education state aid must be deposited in the general fund and transferred to the special education fund.

Under KSA 72-5148 (b) (3), the portion of the school district's state Foundation aid attributable to the transportation weighting shall not be in excess of 110% of the school district's total expenditures for regular route transportation from all funds for the immediately preceding school year. The current year general fund budget will be reduced by any amount in excess of the 110% cap. These expenditures are reflected on the "Overall Audit Summary" for the 2018-19 school year recently completed by KSDE.

Kansas leads the world in the success of each student.

In addition, school districts expending money in excess of the prior year legal maximum general fund budget are in violation of Kansas statute. After review of the local CPA audit for the prior year, the current year general fund budget will be reduced by any over expenditure.

If there are any discrepancies or questions regarding this letter, please contact School Finance as soon as possible.

Sincerely,

A handwritten signature in black ink, appearing to read 'Dale M. Dennis', with a stylized, flowing script.

Dale M. Dennis, Deputy Commissioner
Division of Fiscal & Administrative Services

A handwritten signature in black ink, appearing to read 'Craig Neuenswander', with a stylized, flowing script.

Craig Neuenswander, Director
School Finance

cc: District Clerk
President of Board

Enclosure

June 16, 2020

FINAL AUDITED LEGAL MAX

USD 267 Renwick

2019-20 Legal Maximum General Fund Budget

(General Fund computed using \$4,436 BASE)

<u>Col 1</u>	<u>Col 2</u>	<u>Col 3</u>	<u>Col 4</u>	<u>Col 5</u>		<u>Col 7</u>	<u>Col 8</u>	<u>Col 9</u>	<u>Col 11</u>
FTE Enroll (excl Preschool- Aged AR & virtual) 9/20/16 & 2/20/17	FTE Enroll (excl Preschool- Aged AR & virtual) 9/20/17 & 2/20/18	FTE Enroll (excl Preschool- Aged AR & virtual) 9/20/18 & 2/20/19	Adjusted Enrollment	Preschool-Aged At-Risk (9/20 plus 2/20)		Total Adj. Enrollment (incl Preschool-Aged At-Risk)	Low & High Enrollment WTD FTE	Bilingual (max Hrs or Hdct) WTD FTE	Career/ Tech Ed WTD FTE
1,851.0	1,832.1	1,786.0	1,832.1	0.0		1,832.1	64.2	0.4	76.5
<u>Col 14</u>	<u>Col 17</u>	<u>Col 19</u>	<u>Col 23</u>	<u>Col 24</u>	<u>Col 26</u>	<u>Col 28</u>	<u>Col 29</u>		<u>Col 34</u>
At-Risk (Free Lunch) WTD FTE	High Density At-Risk WTD FTE	School Facilities WTD FTE	Trans- portation WTD FTE	Ancillary WTD FTE	Cost of Living WTD FTE	Special Education WTD FTE	KAMS FTE	Total WTD FTE (incl SPED)	Virtual State Aid
79.4	0.0	0.0	137.3	0.0	0.0	391.6	0.0	2,581.5	0
<u>Col 36</u>	<u>Col 37</u>	<u>Col 38</u>	<u>Col 39</u>	<u>Col 40</u>	<u>Col 41</u>	<u>Col 42</u>	<u>Col 43</u>	<u>Col 44</u>	<u>Col 45</u>
Computed General Fund	Adopted General Fund	Legal Max General Fund (before reductions)	Prior Year Total Reductions	2019-20 Adj. Legal General Fund Budget	2019-20 LOB Base General Fund	2019-20 LOB Authorized Percent	Computed Local Option Budget	Adopted Local Option Budget	Legal Max LOB Budget
11,451,534	11,943,043	11,451,534	-68,010	11,383,524	11,718,552	33.00%	3,867,122	4,030,628	3,867,122

Column Notes

- Col 4 - Higher of 1st preceding year, 2nd preceding year or 3-year average (if eligible).
- Col 7 - Column 4 plus current Preschool-Aged At Risk.
- Col 9 - Higher of Bilingual Contact Hours weighting or Bilingual Headcount weighting.
- Col 11 - Career/Tech Ed contact hours divided by 6 then multiplied times factor (0.5).
- Col 14 - Free Meals times Free Lunch Factor (0.484).
- Col 17 - Higher of USD level or School level high density at-risk.
- Col 23 - Higher of 2019-20 or 2016-17 transportation state aid converted to WTD FTE. (expires 6-30-2021)
- Col 34 - Virtual Full-Time = \$5,000; Virtual Part-Time = \$1,700; Virtual Credits (Max 6 credits) = \$709.
- Col 38 - Legal General Fund; Lesser of Column 36 or Column 37.
- Col 39 - Reductions may include the following: Prior year budget violation, prior year virtual credits or transportation adjustments.
- Col 40 - Adjusted Legal General Fund; Column 38 less Column 39
- Col 45 - Legal LOB: Lesser of Column 43 or Column 44.