



























TOOLS AND ACCOMMODATIONS FOR THE KANSAS ASSESSMENT PROGRAM (KAP)

The Kansas Assessment Program (KAP) Summative Assessment will have many tools available to help students navigate the online system. Some of the tools will be available to all students, while others will only be available to students who have the need identified in their Individual Education Plans, Section 504 Plans, ELL Plan or statement of student needs. Many of these tools are available currently in the interactive demos and interim assessment, but all will be available for the summative assessments. All tools and accommodations work on laptops and desktops (Windows or Mac), tablets (Chromebooks or iPads).

Tools available to ALL students as needed by subject		
Icon	Tool	Description
	Calculator – Basic or TI-108**	Depending on test settings, the basic calculator icon will display either the basic calculator or the TI-108 Emulator. (Grades 6-8, 10)
	Calculator - TI Graphing**	Allows students to plot graphs, solve equations, and display several lines of calculations on the screen. (Grade 10)
	Calculator - TI Scientific**	Allows students to perform calculations in science, engineering, and mathematics. (Grades 6-8)
	Eraser	Removes highlighting and striker marks from the screen.
	Guide Line	When selected, follows the student's pointer and lightly highlights the text of a reading passage line by line. This tool differs for iPads, where the line remains stationary as the student scrolls through the passages.
	Highlighter	Allows students to select text on the screen and highlight the selected text with a pink background.
	Mark for Review	When selected by test takers, changes the item number indicator at the top of the screen to blue with an accompanying flag graphic.
	Notes	Presents a yellow rectangle on the screen where students can type notes about the test content.
	Periodic Table	Presents a standard periodic table. Students can select on an individual element to view atomic number, atomic mass, and full element name. (default view is abbreviations).
	Pointer	Allows students to select items in the test.
	Search	Allows student to enter search terms. Matching words are then highlighted in orange.
	Striker	Allows students to place a line through an answer choice that is not desired.
	Tags	Allows students to use various tags within a reading passage. Tags remain in the passage until the student selects clear all. The tags available are: Main idea, Supporting Details, Key Word, Evidence, Reread This, and Help
	Text to speech audio (TTS) – directions	Students can choose to have a synthetic voice read directions aloud on all assessments.
	Whole Screen Magnification	Allows students to magnify the screen up to four levels.
	*Requires speakers or headsets. **May not be available in mathematics sections measuring numbers and operations.	

**Accommodations (available only when selected in the PNP)
for students who have an IEP, 504, ELL plan or statement of student need**

Icon/display	Tool	Description
	American Sign Language (ASL)	Allows students to view ASL videos of assessment content.
	Auditory calming*	Provides relaxing, peaceful music that can play while the student takes the test.
	Color Contrast	Sets a text color and a background color. Options are grey text on black background, yellow text on black background, green text on white background, and red text on white background.
	Color Overlay	Provides a color background behind the content on the screen. Color options are light blue, light yellow, light grey, light red, and light green.
	Key word translation - Spanish	Allows students to view Spanish translations of certain words. Feature available in mathematics and science.
	Masking: student – controlled or presented by default	Allows a student to mask, or cover, parts of the test. After a student selects the masking button, a black box appears. The student can move the masking box by dragging it to different areas of the screen.
	Reverse Contrast	Sets the text color to white and the background color to black.
	Special form (braille)	Selected test forms are available in Unified English braille (UEB).
Math	Switches	Allows students to interact with the assessments through the use of a single switch/key instead of a mouse.
	Text to speech audio (TTS)* – directions, text, and test items	A synthetic voice will read directions, text, and test items .
	Text to speech audio (TTS)* – passages and test items	A synthetic voice will read ELA passages and test items . In ELA only very few students with IEP will receive this accommodation Please contact Lee Jones for this accommodation.***
	Whole Screen Magnification	Allows students to magnify screen according to what has been set up in the PNP.
*Requires speakers or headsets.		

Personal Needs Profile (PNP)

The PNP is intended to meet the needs of all learners, including those with disabilities. It defines a learner's needs and preferences for digitally-delivered resources or services. The PNP can be accessed in the Student Record in Educator Portal. The PNP includes three categories:

- “Display Enhancements”: how resources are to be presented and structured;
- “Language & Braille”: how content is communicated to the learner; and,
- “Audio & Environment Support”: how content is audibly delivered and the testing environment is adapted to fit a learner's needs.

*****Text to Speech (TTS) of reading items and passages.**

Please contact Lee Jones at KSDE, 785-296-4349 FOR APPROVAL; *this accommodation is intended for a very limited number of students.*

1. This accommodation is ONLY for students with an IEP.

- This accommodation is for non-readers who need passages read aloud.
- This accommodation is appropriate for students who receive daily instruction orally and through computerized text to speech. Students who do not normally have this accommodation for instruction will likely be confused and may impede the performance of the student.
- This accommodation should only be used by students who:
 - have severe reading disabilities and receive auditory instruction and use recorded books and recorded text books;
 - cannot access printed text due to blindness or low vision and do not have adequate braille skills; and/or
 - have a motor disability that prevents them from accessing braille.