



Overall Parent Involvement Score

The Overall Parent Involvement Score represents the percent of parents who state that the school facilitated their involvement.

By the Numbers

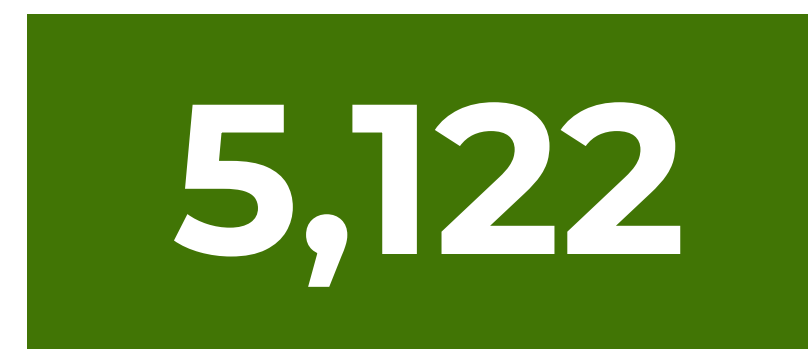


of LEAs who participated in the survey



of parents of students with disabilities (ages 3 to 21) who received the survey

Note: Parents received the survey URL in-person, via email, and/or mail.



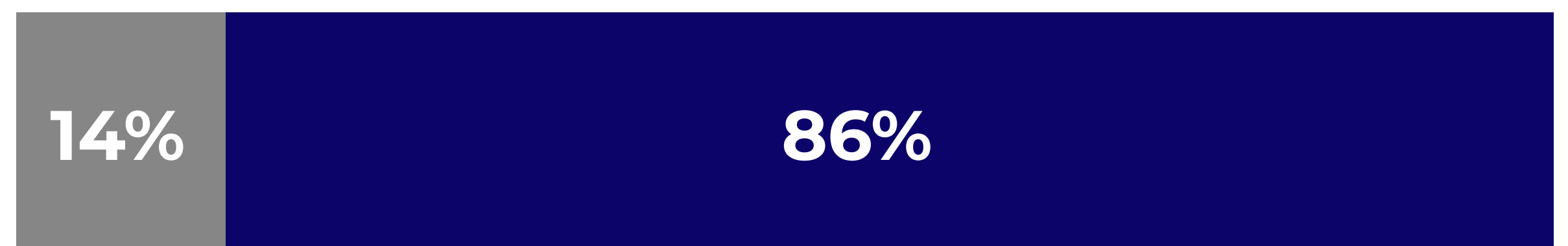
of parents who completed the survey



% of parents who completed the survey

Survey Item Results

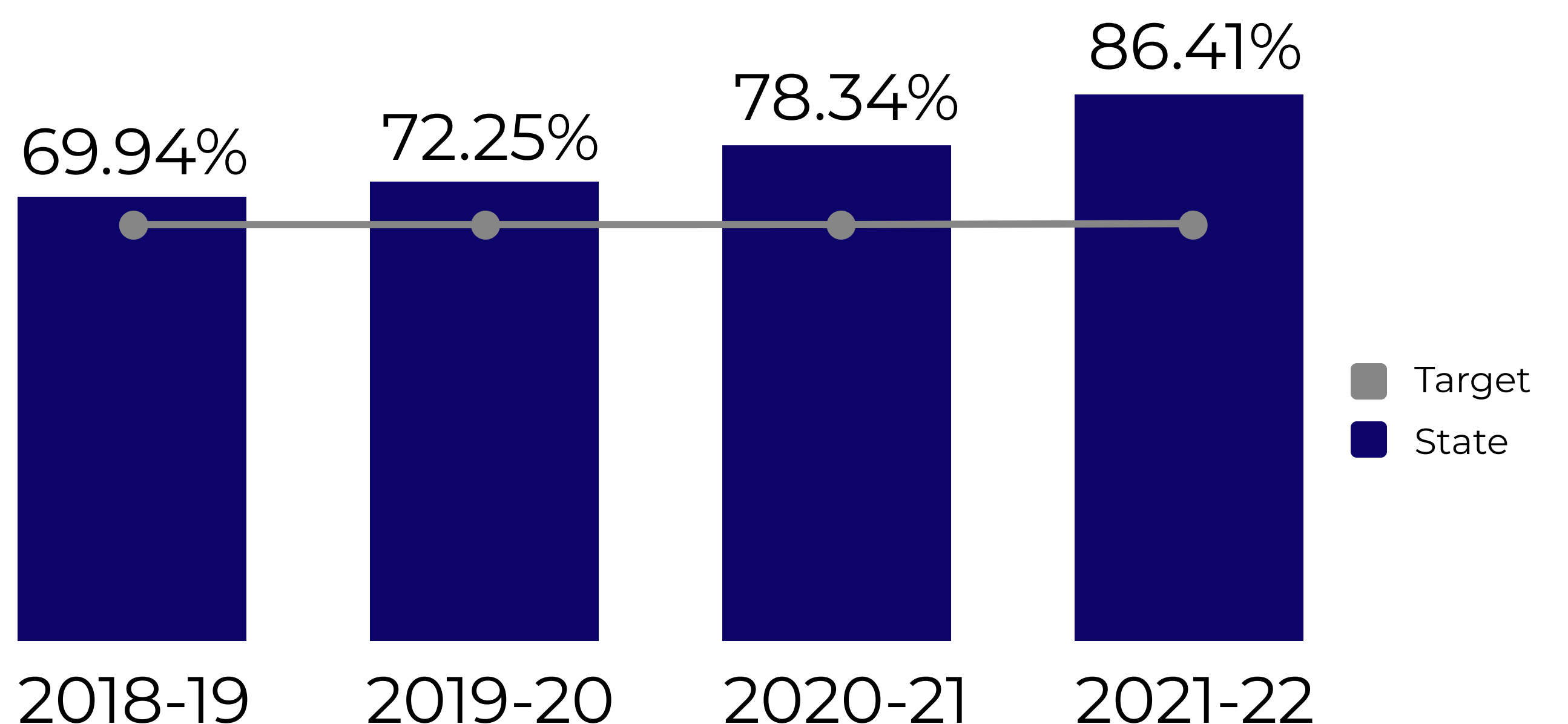
Did the school district facilitate involvement as a means of improving services and results for your child?



■ No ■ Yes

Parent Involvement Score Over Time

The overall parent involvement score increased by 8.07 percentage points from 2020-21 to 2021-22. The state met its target (66.60%) for 2021-22.



Note: In 2021-22, the survey changed from 10 items to 1 item, and the response options changed from 4 (levels of agreement) to 2 (yes/no) which could explain in part, or all, of the change in parent involvement score.