

# INDIRECT COST RATES



## Title & Food Service Programs

D0101 ERIE-GALESBURG

2023-2024 RATES

*Calculated using 2021-2022 actual costs.*

1. Unallowed Costs .....	146,525
2. Restricted Direct + Unallowed Costs .....	6,757,140
3. Restricted Indirect - Unallowed Costs .....	249,394
4. Restricted Recovery Under or Over .....	-110,262
5. Restricted Net Cost - Unallowed Costs .....	139,132
6. Restricted Rate .....	2.06%
(Line 5 ÷ Line 2) × 100	
7. Unrestricted Direct + Unallowed Costs .....	6,247,366
8. Unrestricted Indirect - Unallowed Costs .....	759,168
9. Unrestricted Recovery Under or Over .....	-168,263
10. Unrestricted Net Cost - Unallowed Costs .....	590,905
11. Unrestricted Rate .....	9.46%
(Line 10 ÷ Line 7) × 100	

I certify that the information contained herein conforms with the criteria in the OMB uniform administrative requirements guidance under 2 CFR 200 and education department general administrative regulations (EDGAR) 34 CFR parts 75.561 and 76.561 (b) and (c) is correct to the best of my knowledge and belief. No costs other than those incurred by this agency have been included in the indirect cost rate application. The same costs that have been treated as indirect costs have not been and will not be claimed as direct costs, and similar types of costs have been accorded consistent treatment. All expenditures detailed on the application form have been made, and records supporting them have been maintained and are available for audit.

We hereby apply for the indirect cost rates as listed above.

Accepted and approved by the Kansas State Board of Education.

August 3, 2023

\_\_\_\_\_  
Date

\_\_\_\_\_  
Date

\_\_\_\_\_  
Superintendent or other authorized official

  
Dale Brungardt, Director of School Finance

Above rates were computed by using 2021-2022 actual data from the USD budget on file with the State Department of Education. Supplementary data was furnished by the local education agency.

Please submit signed copy by August 18, 2023 to KSDE's School Finance team by emailing to Katie Albright [kalbright@ksde.org](mailto:kalbright@ksde.org).

*Kansas leads the world in the success of each student.*

# INDIRECT COST RATES



## Title & Food Service Programs

D0102 CIMARRON-ENSIGN

2023-2024 RATES

*Calculated using 2021-2022 actual costs.*

1. Unallowed Costs .....	138,302
2. Restricted Direct + Unallowed Costs .....	8,198,822
3. Restricted Indirect - Unallowed Costs .....	168,934
4. Restricted Recovery Under or Over .....	32,593
5. Restricted Net Cost - Unallowed Costs .....	201,527
6. Restricted Rate .....	2.46%
(Line 5 ÷ Line 2) × 100	
7. Unrestricted Direct + Unallowed Costs .....	7,267,303
8. Unrestricted Indirect - Unallowed Costs .....	1,100,453
9. Unrestricted Recovery Under or Over .....	68,278
10. Unrestricted Net Cost - Unallowed Costs .....	1,168,731
11. Unrestricted Rate .....	16.08%
(Line 10 ÷ Line 7) × 100	

I certify that the information contained herein conforms with the criteria in the OMB uniform administrative requirements guidance under 2 CFR 200 and education department general administrative regulations (EDGAR) 34 CFR parts 75.561 and 76.561 (b) and (c) is correct to the best of my knowledge and belief. No costs other than those incurred by this agency have been included in the indirect cost rate application. The same costs that have been treated as indirect costs have not been and will not be claimed as direct costs, and similar types of costs have been accorded consistent treatment. All expenditures detailed on the application form have been made, and records supporting them have been maintained and are available for audit.

We hereby apply for the indirect cost rates as listed above.

Accepted and approved by the Kansas State Board of Education.

August 3, 2023

\_\_\_\_\_  
Date

\_\_\_\_\_  
Date

\_\_\_\_\_  
Superintendent or other authorized official

  
Dale Brungardt, Director of School Finance

Above rates were computed by using 2021-2022 actual data from the USD budget on file with the State Department of Education. Supplementary data was furnished by the local education agency.

Please submit signed copy by August 18, 2023 to KSDE's School Finance team by emailing to Katie Albright [kalbright@ksde.org](mailto:kalbright@ksde.org).

*Kansas leads the world in the success of each student.*

# INDIRECT COST RATES



## Title & Food Service Programs

D0103 CHEYLIN

2023-2024 RATES

*Calculated using 2021-2022 actual costs.*

1. Unallowed Costs .....	76,272
2. Restricted Direct + Unallowed Costs .....	2,337,048
3. Restricted Indirect - Unallowed Costs .....	246,609
4. Restricted Recovery Under or Over .....	21,388
5. Restricted Net Cost - Unallowed Costs .....	267,997
6. Restricted Rate .....	11.47%
(Line 5 ÷ Line 2) × 100	
7. Unrestricted Direct + Unallowed Costs .....	2,161,058
8. Unrestricted Indirect - Unallowed Costs .....	422,599
9. Unrestricted Recovery Under or Over .....	31,509
10. Unrestricted Net Cost - Unallowed Costs .....	454,108
11. Unrestricted Rate .....	21.01%
(Line 10 ÷ Line 7) × 100	

I certify that the information contained herein conforms with the criteria in the OMB uniform administrative requirements guidance under 2 CFR 200 and education department general administrative regulations (EDGAR) 34 CFR parts 75.561 and 76.561 (b) and (c) is correct to the best of my knowledge and belief. No costs other than those incurred by this agency have been included in the indirect cost rate application. The same costs that have been treated as indirect costs have not been and will not be claimed as direct costs, and similar types of costs have been accorded consistent treatment. All expenditures detailed on the application form have been made, and records supporting them have been maintained and are available for audit.

We hereby apply for the indirect cost rates as listed above.

Accepted and approved by the Kansas State Board of Education.

August 3, 2023

\_\_\_\_\_  
Date

\_\_\_\_\_  
Date

\_\_\_\_\_  
Superintendent or other authorized official

  
Dale Brungardt, Director of School Finance

Above rates were computed by using 2021-2022 actual data from the USD budget on file with the State Department of Education. Supplementary data was furnished by the local education agency.

Please submit signed copy by August 18, 2023 to KSDE's School Finance team by emailing to Katie Albright [kalbright@ksde.org](mailto:kalbright@ksde.org).

*Kansas leads the world in the success of each student.*

# INDIRECT COST RATES



## Title & Food Service Programs

D0105 RAWLINS COUNTY

2023-2024 RATES

*Calculated using 2021-2022 actual costs.*

1. Unallowed Costs .....	115,201
2. Restricted Direct + Unallowed Costs .....	5,339,344
3. Restricted Indirect - Unallowed Costs .....	121,019
4. Restricted Recovery Under or Over .....	-31,115
5. Restricted Net Cost - Unallowed Costs .....	89,904
6. Restricted Rate .....	1.68%
(Line 5 ÷ Line 2) × 100	
7. Unrestricted Direct + Unallowed Costs .....	4,828,824
8. Unrestricted Indirect - Unallowed Costs .....	631,539
9. Unrestricted Recovery Under or Over .....	73,171
10. Unrestricted Net Cost - Unallowed Costs .....	704,710
11. Unrestricted Rate .....	14.59%
(Line 10 ÷ Line 7) × 100	

I certify that the information contained herein conforms with the criteria in the OMB uniform administrative requirements guidance under 2 CFR 200 and education department general administrative regulations (EDGAR) 34 CFR parts 75.561 and 76.561 (b) and (c) is correct to the best of my knowledge and belief. No costs other than those incurred by this agency have been included in the indirect cost rate application. The same costs that have been treated as indirect costs have not been and will not be claimed as direct costs, and similar types of costs have been accorded consistent treatment. All expenditures detailed on the application form have been made, and records supporting them have been maintained and are available for audit.

We hereby apply for the indirect cost rates as listed above.

Accepted and approved by the Kansas State Board of Education.

August 3, 2023

\_\_\_\_\_  
Date

\_\_\_\_\_  
Date

\_\_\_\_\_  
Superintendent or other authorized official

  
Dale Brungardt, Director of School Finance

Above rates were computed by using 2021-2022 actual data from the USD budget on file with the State Department of Education. Supplementary data was furnished by the local education agency.

Please submit signed copy by August 18, 2023 to KSDE's School Finance team by emailing to Katie Albright [kalbright@ksde.org](mailto:kalbright@ksde.org).

*Kansas leads the world in the success of each student.*

# INDIRECT COST RATES



## Title & Food Service Programs

D0106 WESTERN PLAINS

2023-2024 RATES

*Calculated using 2021-2022 actual costs.*

1. Unallowed Costs .....	55,721
2. Restricted Direct + Unallowed Costs .....	2,364,534
3. Restricted Indirect - Unallowed Costs .....	275,095
4. Restricted Recovery Under or Over .....	34,456
5. Restricted Net Cost - Unallowed Costs .....	309,551
6. Restricted Rate .....	13.09%
(Line 5 ÷ Line 2) × 100	
7. Unrestricted Direct + Unallowed Costs .....	2,072,677
8. Unrestricted Indirect - Unallowed Costs .....	566,952
9. Unrestricted Recovery Under or Over .....	-107,062
10. Unrestricted Net Cost - Unallowed Costs .....	459,890
11. Unrestricted Rate .....	22.19%
(Line 10 ÷ Line 7) × 100	

I certify that the information contained herein conforms with the criteria in the OMB uniform administrative requirements guidance under 2 CFR 200 and education department general administrative regulations (EDGAR) 34 CFR parts 75.561 and 76.561 (b) and (c) is correct to the best of my knowledge and belief. No costs other than those incurred by this agency have been included in the indirect cost rate application. The same costs that have been treated as indirect costs have not been and will not be claimed as direct costs, and similar types of costs have been accorded consistent treatment. All expenditures detailed on the application form have been made, and records supporting them have been maintained and are available for audit.

We hereby apply for the indirect cost rates as listed above.

Accepted and approved by the Kansas State Board of Education.

August 3, 2023

\_\_\_\_\_  
Date

\_\_\_\_\_  
Date

\_\_\_\_\_  
Superintendent or other authorized official

  
Dale Brungardt, Director of School Finance

Above rates were computed by using 2021-2022 actual data from the USD budget on file with the State Department of Education. Supplementary data was furnished by the local education agency.

Please submit signed copy by August 18, 2023 to KSDE's School Finance team by emailing to Katie Albright [kalbright@ksde.org](mailto:kalbright@ksde.org).

*Kansas leads the world in the success of each student.*

# INDIRECT COST RATES



## Title & Food Service Programs

D0107 ROCK HILLS

2023-2024 RATES

*Calculated using 2021-2022 actual costs.*

1. Unallowed Costs .....	109,496
2. Restricted Direct + Unallowed Costs .....	5,033,193
3. Restricted Indirect - Unallowed Costs .....	239,528
4. Restricted Recovery Under or Over .....	55,932
5. Restricted Net Cost - Unallowed Costs .....	295,460
6. Restricted Rate .....	5.87%
(Line 5 ÷ Line 2) × 100	
7. Unrestricted Direct + Unallowed Costs .....	4,540,359
8. Unrestricted Indirect - Unallowed Costs .....	732,362
9. Unrestricted Recovery Under or Over .....	105,936
10. Unrestricted Net Cost - Unallowed Costs .....	838,298
11. Unrestricted Rate .....	18.46%
(Line 10 ÷ Line 7) × 100	

I certify that the information contained herein conforms with the criteria in the OMB uniform administrative requirements guidance under 2 CFR 200 and education department general administrative regulations (EDGAR) 34 CFR parts 75.561 and 76.561 (b) and (c) is correct to the best of my knowledge and belief. No costs other than those incurred by this agency have been included in the indirect cost rate application. The same costs that have been treated as indirect costs have not been and will not be claimed as direct costs, and similar types of costs have been accorded consistent treatment. All expenditures detailed on the application form have been made, and records supporting them have been maintained and are available for audit.

We hereby apply for the indirect cost rates as listed above.

Accepted and approved by the Kansas State Board of Education.

August 3, 2023

\_\_\_\_\_  
Date

\_\_\_\_\_  
Date

\_\_\_\_\_  
Superintendent or other authorized official

  
Dale Brungardt, Director of School Finance

Above rates were computed by using 2021-2022 actual data from the USD budget on file with the State Department of Education. Supplementary data was furnished by the local education agency.

Please submit signed copy by August 18, 2023 to KSDE's School Finance team by emailing to Katie Albright [kalbright@ksde.org](mailto:kalbright@ksde.org).

*Kansas leads the world in the success of each student.*

# INDIRECT COST RATES



## Title & Food Service Programs

D0108 WASHINGTON CO. SCHOOLS

2023-2024 RATES

*Calculated using 2021-2022 actual costs.*

1. Unallowed Costs .....	122,054
2. Restricted Direct + Unallowed Costs .....	5,511,498
3. Restricted Indirect - Unallowed Costs .....	265,208
4. Restricted Recovery Under or Over .....	22,075
5. Restricted Net Cost - Unallowed Costs .....	287,283
6. Restricted Rate .....	5.21%
(Line 5 ÷ Line 2) × 100	
7. Unrestricted Direct + Unallowed Costs .....	4,971,514
8. Unrestricted Indirect - Unallowed Costs .....	805,192
9. Unrestricted Recovery Under or Over .....	-237,764
10. Unrestricted Net Cost - Unallowed Costs .....	567,428
11. Unrestricted Rate .....	11.41%
(Line 10 ÷ Line 7) × 100	

I certify that the information contained herein conforms with the criteria in the OMB uniform administrative requirements guidance under 2 CFR 200 and education department general administrative regulations (EDGAR) 34 CFR parts 75.561 and 76.561 (b) and (c) is correct to the best of my knowledge and belief. No costs other than those incurred by this agency have been included in the indirect cost rate application. The same costs that have been treated as indirect costs have not been and will not be claimed as direct costs, and similar types of costs have been accorded consistent treatment. All expenditures detailed on the application form have been made, and records supporting them have been maintained and are available for audit.

We hereby apply for the indirect cost rates as listed above.

Accepted and approved by the Kansas State Board of Education.

August 3, 2023

\_\_\_\_\_  
Date

\_\_\_\_\_  
Date

\_\_\_\_\_  
Superintendent or other authorized official

  
Dale Brungardt, Director of School Finance

Above rates were computed by using 2021-2022 actual data from the USD budget on file with the State Department of Education. Supplementary data was furnished by the local education agency.

Please submit signed copy by August 18, 2023 to KSDE's School Finance team by emailing to Katie Albright [kalbright@ksde.org](mailto:kalbright@ksde.org).

*Kansas leads the world in the success of each student.*

# INDIRECT COST RATES



## Title & Food Service Programs

D0109 REPUBLIC COUNTY

2023-2024 RATES

*Calculated using 2021-2022 actual costs.*

1. Unallowed Costs .....	175,892
2. Restricted Direct + Unallowed Costs .....	7,245,949
3. Restricted Indirect - Unallowed Costs .....	218,345
4. Restricted Recovery Under or Over .....	1,805
5. Restricted Net Cost - Unallowed Costs .....	220,150
6. Restricted Rate .....	3.04%
(Line 5 ÷ Line 2) × 100	
7. Unrestricted Direct + Unallowed Costs .....	6,500,547
8. Unrestricted Indirect - Unallowed Costs .....	963,747
9. Unrestricted Recovery Under or Over .....	23,849
10. Unrestricted Net Cost - Unallowed Costs .....	987,596
11. Unrestricted Rate .....	15.19%
(Line 10 ÷ Line 7) × 100	

I certify that the information contained herein conforms with the criteria in the OMB uniform administrative requirements guidance under 2 CFR 200 and education department general administrative regulations (EDGAR) 34 CFR parts 75.561 and 76.561 (b) and (c) is correct to the best of my knowledge and belief. No costs other than those incurred by this agency have been included in the indirect cost rate application. The same costs that have been treated as indirect costs have not been and will not be claimed as direct costs, and similar types of costs have been accorded consistent treatment. All expenditures detailed on the application form have been made, and records supporting them have been maintained and are available for audit.

We hereby apply for the indirect cost rates as listed above.

Accepted and approved by the Kansas State Board of Education.

August 3, 2023

\_\_\_\_\_  
Date

\_\_\_\_\_  
Date

\_\_\_\_\_  
Superintendent or other authorized official

  
Dale Brungardt, Director of School Finance

Above rates were computed by using 2021-2022 actual data from the USD budget on file with the State Department of Education. Supplementary data was furnished by the local education agency.

Please submit signed copy by August 18, 2023 to KSDE's School Finance team by emailing to Katie Albright [kalbright@ksde.org](mailto:kalbright@ksde.org).

*Kansas leads the world in the success of each student.*



# INDIRECT COST RATES



## Title & Food Service Programs

D0110 THUNDER RIDGE SCHOOLS

2023-2024 RATES

*Calculated using 2021-2022 actual costs.*

1. Unallowed Costs .....	63,426
2. Restricted Direct + Unallowed Costs .....	3,906,608
3. Restricted Indirect - Unallowed Costs .....	185,126
4. Restricted Recovery Under or Over .....	-16,119
5. Restricted Net Cost - Unallowed Costs .....	169,007
6. Restricted Rate .....	4.33%
(Line 5 ÷ Line 2) × 100	
7. Unrestricted Direct + Unallowed Costs .....	3,320,127
8. Unrestricted Indirect - Unallowed Costs .....	771,607
9. Unrestricted Recovery Under or Over .....	125,015
10. Unrestricted Net Cost - Unallowed Costs .....	896,622
11. Unrestricted Rate .....	27.01%
(Line 10 ÷ Line 7) × 100	

I certify that the information contained herein conforms with the criteria in the OMB uniform administrative requirements guidance under 2 CFR 200 and education department general administrative regulations (EDGAR) 34 CFR parts 75.561 and 76.561 (b) and (c) is correct to the best of my knowledge and belief. No costs other than those incurred by this agency have been included in the indirect cost rate application. The same costs that have been treated as indirect costs have not been and will not be claimed as direct costs, and similar types of costs have been accorded consistent treatment. All expenditures detailed on the application form have been made, and records supporting them have been maintained and are available for audit.

We hereby apply for the indirect cost rates as listed above.

Accepted and approved by the Kansas State Board of Education.

August 3, 2023

\_\_\_\_\_  
Date

\_\_\_\_\_  
Date

\_\_\_\_\_  
Superintendent or other authorized official

  
Dale Brungardt, Director of School Finance

Above rates were computed by using 2021-2022 actual data from the USD budget on file with the State Department of Education. Supplementary data was furnished by the local education agency.

Please submit signed copy by August 18, 2023 to KSDE's School Finance team by emailing to Katie Albright [kalbright@ksde.org](mailto:kalbright@ksde.org).

*Kansas leads the world in the success of each student.*

# INDIRECT COST RATES



## Title & Food Service Programs

D0111 DONIPHAN WEST SCHOOLS

2023-2024 RATES

*Calculated using 2021-2022 actual costs.*

1. Unallowed Costs .....	82,350
2. Restricted Direct + Unallowed Costs .....	5,329,765
3. Restricted Indirect - Unallowed Costs .....	85,859
4. Restricted Recovery Under or Over .....	-9,090
5. Restricted Net Cost - Unallowed Costs .....	76,769
6. Restricted Rate .....	1.44%
(Line 5 ÷ Line 2) × 100	
7. Unrestricted Direct + Unallowed Costs .....	4,830,601
8. Unrestricted Indirect - Unallowed Costs .....	585,023
9. Unrestricted Recovery Under or Over .....	-27,091
10. Unrestricted Net Cost - Unallowed Costs .....	557,932
11. Unrestricted Rate .....	11.55%
(Line 10 ÷ Line 7) × 100	

I certify that the information contained herein conforms with the criteria in the OMB uniform administrative requirements guidance under 2 CFR 200 and education department general administrative regulations (EDGAR) 34 CFR parts 75.561 and 76.561 (b) and (c) is correct to the best of my knowledge and belief. No costs other than those incurred by this agency have been included in the indirect cost rate application. The same costs that have been treated as indirect costs have not been and will not be claimed as direct costs, and similar types of costs have been accorded consistent treatment. All expenditures detailed on the application form have been made, and records supporting them have been maintained and are available for audit.

We hereby apply for the indirect cost rates as listed above.

Accepted and approved by the Kansas State Board of Education.

August 3, 2023

\_\_\_\_\_  
Date

\_\_\_\_\_  
Date

\_\_\_\_\_  
Superintendent or other authorized official

  
Dale Brungardt, Director of School Finance

Above rates were computed by using 2021-2022 actual data from the USD budget on file with the State Department of Education. Supplementary data was furnished by the local education agency.

Please submit signed copy by August 18, 2023 to KSDE's School Finance team by emailing to Katie Albright [kalbright@ksde.org](mailto:kalbright@ksde.org).

*Kansas leads the world in the success of each student.*

# INDIRECT COST RATES



## Title & Food Service Programs

D0112 CENTRAL PLAINS

2023-2024 RATES

*Calculated using 2021-2022 actual costs.*

1. Unallowed Costs .....	118,554
2. Restricted Direct + Unallowed Costs .....	9,129,535
3. Restricted Indirect - Unallowed Costs .....	220,417
4. Restricted Recovery Under or Over .....	-63,305
5. Restricted Net Cost - Unallowed Costs .....	157,112
6. Restricted Rate .....	1.72%
(Line 5 ÷ Line 2) × 100	
7. Unrestricted Direct + Unallowed Costs .....	8,324,976
8. Unrestricted Indirect - Unallowed Costs .....	1,024,976
9. Unrestricted Recovery Under or Over .....	-266,835
10. Unrestricted Net Cost - Unallowed Costs .....	758,141
11. Unrestricted Rate .....	9.11%
(Line 10 ÷ Line 7) × 100	

I certify that the information contained herein conforms with the criteria in the OMB uniform administrative requirements guidance under 2 CFR 200 and education department general administrative regulations (EDGAR) 34 CFR parts 75.561 and 76.561 (b) and (c) is correct to the best of my knowledge and belief. No costs other than those incurred by this agency have been included in the indirect cost rate application. The same costs that have been treated as indirect costs have not been and will not be claimed as direct costs, and similar types of costs have been accorded consistent treatment. All expenditures detailed on the application form have been made, and records supporting them have been maintained and are available for audit.

We hereby apply for the indirect cost rates as listed above.

Accepted and approved by the Kansas State Board of Education.

August 3, 2023

\_\_\_\_\_  
Date

\_\_\_\_\_  
Date

\_\_\_\_\_  
Superintendent or other authorized official

  
Dale Brungardt, Director of School Finance

Above rates were computed by using 2021-2022 actual data from the USD budget on file with the State Department of Education. Supplementary data was furnished by the local education agency.

Please submit signed copy by August 18, 2023 to KSDE's School Finance team by emailing to Katie Albright [kalbright@ksde.org](mailto:kalbright@ksde.org).

*Kansas leads the world in the success of each student.*

# INDIRECT COST RATES



## Title & Food Service Programs

D0113 PRAIRIE HILLS

2023-2024 RATES

*Calculated using 2021-2022 actual costs.*

1. Unallowed Costs .....	220,988
2. Restricted Direct + Unallowed Costs .....	13,774,093
3. Restricted Indirect - Unallowed Costs .....	728,108
4. Restricted Recovery Under or Over .....	-8,032
5. Restricted Net Cost - Unallowed Costs .....	720,076
6. Restricted Rate .....	5.23%
(Line 5 ÷ Line 2) × 100	
7. Unrestricted Direct + Unallowed Costs .....	12,099,302
8. Unrestricted Indirect - Unallowed Costs .....	2,402,899
9. Unrestricted Recovery Under or Over .....	452,794
10. Unrestricted Net Cost - Unallowed Costs .....	2,855,693
11. Unrestricted Rate .....	23.60%
(Line 10 ÷ Line 7) × 100	

I certify that the information contained herein conforms with the criteria in the OMB uniform administrative requirements guidance under 2 CFR 200 and education department general administrative regulations (EDGAR) 34 CFR parts 75.561 and 76.561 (b) and (c) is correct to the best of my knowledge and belief. No costs other than those incurred by this agency have been included in the indirect cost rate application. The same costs that have been treated as indirect costs have not been and will not be claimed as direct costs, and similar types of costs have been accorded consistent treatment. All expenditures detailed on the application form have been made, and records supporting them have been maintained and are available for audit.

We hereby apply for the indirect cost rates as listed above.

Accepted and approved by the Kansas State Board of Education.

August 3, 2023

\_\_\_\_\_  
Date

\_\_\_\_\_  
Date

\_\_\_\_\_  
Superintendent or other authorized official

  
Dale Brungardt, Director of School Finance

Above rates were computed by using 2021-2022 actual data from the USD budget on file with the State Department of Education. Supplementary data was furnished by the local education agency.

Please submit signed copy by August 18, 2023 to KSDE's School Finance team by emailing to Katie Albright [kalbright@ksde.org](mailto:kalbright@ksde.org).

*Kansas leads the world in the success of each student.*

# INDIRECT COST RATES



## Title & Food Service Programs

D0114 RIVERSIDE

2023-2024 RATES

*Calculated using 2021-2022 actual costs.*

1. Unallowed Costs .....	136,692
2. Restricted Direct + Unallowed Costs .....	7,886,412
3. Restricted Indirect - Unallowed Costs .....	243,048
4. Restricted Recovery Under or Over .....	32,328
5. Restricted Net Cost - Unallowed Costs .....	275,376
6. Restricted Rate .....	3.49%
(Line 5 ÷ Line 2) × 100	
7. Unrestricted Direct + Unallowed Costs .....	7,294,977
8. Unrestricted Indirect - Unallowed Costs .....	834,483
9. Unrestricted Recovery Under or Over .....	-26,922
10. Unrestricted Net Cost - Unallowed Costs .....	807,561
11. Unrestricted Rate .....	11.07%
(Line 10 ÷ Line 7) × 100	

I certify that the information contained herein conforms with the criteria in the OMB uniform administrative requirements guidance under 2 CFR 200 and education department general administrative regulations (EDGAR) 34 CFR parts 75.561 and 76.561 (b) and (c) is correct to the best of my knowledge and belief. No costs other than those incurred by this agency have been included in the indirect cost rate application. The same costs that have been treated as indirect costs have not been and will not be claimed as direct costs, and similar types of costs have been accorded consistent treatment. All expenditures detailed on the application form have been made, and records supporting them have been maintained and are available for audit.

We hereby apply for the indirect cost rates as listed above.

Accepted and approved by the Kansas State Board of Education.

August 3, 2023

\_\_\_\_\_  
Date

\_\_\_\_\_  
Date

\_\_\_\_\_  
Superintendent or other authorized official

  
Dale Brungardt, Director of School Finance

Above rates were computed by using 2021-2022 actual data from the USD budget on file with the State Department of Education. Supplementary data was furnished by the local education agency.

Please submit signed copy by August 18, 2023 to KSDE's School Finance team by emailing to Katie Albright [kalbright@ksde.org](mailto:kalbright@ksde.org).

*Kansas leads the world in the success of each student.*

# INDIRECT COST RATES



## Title & Food Service Programs

D0115 NEMAHA CENTRAL

2023-2024 RATES

*Calculated using 2021-2022 actual costs.*

1. Unallowed Costs .....	171,798
2. Restricted Direct + Unallowed Costs .....	8,237,475
3. Restricted Indirect - Unallowed Costs .....	300,887
4. Restricted Recovery Under or Over .....	-36,804
5. Restricted Net Cost - Unallowed Costs .....	264,083
6. Restricted Rate .....	3.21%
(Line 5 ÷ Line 2) × 100	
7. Unrestricted Direct + Unallowed Costs .....	7,610,458
8. Unrestricted Indirect - Unallowed Costs .....	927,904
9. Unrestricted Recovery Under or Over .....	-66,025
10. Unrestricted Net Cost - Unallowed Costs .....	861,879
11. Unrestricted Rate .....	11.32%
(Line 10 ÷ Line 7) × 100	

I certify that the information contained herein conforms with the criteria in the OMB uniform administrative requirements guidance under 2 CFR 200 and education department general administrative regulations (EDGAR) 34 CFR parts 75.561 and 76.561 (b) and (c) is correct to the best of my knowledge and belief. No costs other than those incurred by this agency have been included in the indirect cost rate application. The same costs that have been treated as indirect costs have not been and will not be claimed as direct costs, and similar types of costs have been accorded consistent treatment. All expenditures detailed on the application form have been made, and records supporting them have been maintained and are available for audit.

We hereby apply for the indirect cost rates as listed above.

Accepted and approved by the Kansas State Board of Education.

August 3, 2023

\_\_\_\_\_  
Date

\_\_\_\_\_  
Date

\_\_\_\_\_  
Superintendent or other authorized official

  
Dale Brungardt, Director of School Finance

Above rates were computed by using 2021-2022 actual data from the USD budget on file with the State Department of Education. Supplementary data was furnished by the local education agency.

Please submit signed copy by August 18, 2023 to KSDE's School Finance team by emailing to Katie Albright [kalbright@ksde.org](mailto:kalbright@ksde.org).

*Kansas leads the world in the success of each student.*

# INDIRECT COST RATES



## Title & Food Service Programs

D0200 GREELEY COUNTY SCHOOLS

2023-2024 RATES

*Calculated using 2021-2022 actual costs.*

1. Unallowed Costs .....	71,321
2. Restricted Direct + Unallowed Costs .....	3,336,003
3. Restricted Indirect - Unallowed Costs .....	92,344
4. Restricted Recovery Under or Over .....	- 138
5. Restricted Net Cost - Unallowed Costs .....	92,206
6. Restricted Rate .....	2.76%
(Line 5 ÷ Line 2) × 100	
7. Unrestricted Direct + Unallowed Costs .....	2,998,520
8. Unrestricted Indirect - Unallowed Costs .....	429,827
9. Unrestricted Recovery Under or Over .....	23,800
10. Unrestricted Net Cost - Unallowed Costs .....	453,627
11. Unrestricted Rate .....	15.13%
(Line 10 ÷ Line 7) × 100	

I certify that the information contained herein conforms with the criteria in the OMB uniform administrative requirements guidance under 2 CFR 200 and education department general administrative regulations (EDGAR) 34 CFR parts 75.561 and 76.561 (b) and (c) is correct to the best of my knowledge and belief. No costs other than those incurred by this agency have been included in the indirect cost rate application. The same costs that have been treated as indirect costs have not been and will not be claimed as direct costs, and similar types of costs have been accorded consistent treatment. All expenditures detailed on the application form have been made, and records supporting them have been maintained and are available for audit.

We hereby apply for the indirect cost rates as listed above.

Accepted and approved by the Kansas State Board of Education.

August 3, 2023

\_\_\_\_\_  
Date

\_\_\_\_\_  
Date

\_\_\_\_\_  
Superintendent or other authorized official

  
Dale Brungardt, Director of School Finance

Above rates were computed by using 2021-2022 actual data from the USD budget on file with the State Department of Education. Supplementary data was furnished by the local education agency.

Please submit signed copy by August 18, 2023 to KSDE's School Finance team by emailing to Katie Albright [kalbright@ksde.org](mailto:kalbright@ksde.org).

*Kansas leads the world in the success of each student.*

# INDIRECT COST RATES



## Title & Food Service Programs

D0202 TURNER-KANSAS CITY

2023-2024 RATES

*Calculated using 2021-2022 actual costs.*

1. Unallowed Costs .....	508,388
2. Restricted Direct + Unallowed Costs .....	47,933,764
3. Restricted Indirect - Unallowed Costs .....	2,158,395
4. Restricted Recovery Under or Over .....	-475,934
5. Restricted Net Cost - Unallowed Costs .....	1,682,461
6. Restricted Rate .....	3.51%
(Line 5 ÷ Line 2) × 100	
7. Unrestricted Direct + Unallowed Costs .....	42,036,350
8. Unrestricted Indirect - Unallowed Costs .....	8,055,809
9. Unrestricted Recovery Under or Over .....	-403,559
10. Unrestricted Net Cost - Unallowed Costs .....	7,652,250
11. Unrestricted Rate .....	18.20%
(Line 10 ÷ Line 7) × 100	

I certify that the information contained herein conforms with the criteria in the OMB uniform administrative requirements guidance under 2 CFR 200 and education department general administrative regulations (EDGAR) 34 CFR parts 75.561 and 76.561 (b) and (c) is correct to the best of my knowledge and belief. No costs other than those incurred by this agency have been included in the indirect cost rate application. The same costs that have been treated as indirect costs have not been and will not be claimed as direct costs, and similar types of costs have been accorded consistent treatment. All expenditures detailed on the application form have been made, and records supporting them have been maintained and are available for audit.

We hereby apply for the indirect cost rates as listed above.

Accepted and approved by the Kansas State Board of Education.

August 3, 2023

\_\_\_\_\_  
Date

\_\_\_\_\_  
Date

\_\_\_\_\_  
Superintendent or other authorized official

  
Dale Brungardt, Director of School Finance

Above rates were computed by using 2021-2022 actual data from the USD budget on file with the State Department of Education. Supplementary data was furnished by the local education agency.

Please submit signed copy by August 18, 2023 to KSDE's School Finance team by emailing to Katie Albright [kalbright@ksde.org](mailto:kalbright@ksde.org).

*Kansas leads the world in the success of each student.*



# INDIRECT COST RATES



## Title & Food Service Programs

D0203 PIPER-KANSAS CITY

2023-2024 RATES

*Calculated using 2021-2022 actual costs.*

1. Unallowed Costs .....	542,446
2. Restricted Direct + Unallowed Costs .....	29,482,877
3. Restricted Indirect - Unallowed Costs .....	562,904
4. Restricted Recovery Under or Over .....	-657,858
5. Restricted Net Cost - Unallowed Costs .....	-94,954
6. Restricted Rate .....	0.00%
(Line 5 ÷ Line 2) × 100	
7. Unrestricted Direct + Unallowed Costs .....	26,544,795
8. Unrestricted Indirect - Unallowed Costs .....	3,500,986
9. Unrestricted Recovery Under or Over .....	-88,721
10. Unrestricted Net Cost - Unallowed Costs .....	3,412,265
11. Unrestricted Rate .....	12.85%
(Line 10 ÷ Line 7) × 100	

I certify that the information contained herein conforms with the criteria in the OMB uniform administrative requirements guidance under 2 CFR 200 and education department general administrative regulations (EDGAR) 34 CFR parts 75.561 and 76.561 (b) and (c) is correct to the best of my knowledge and belief. No costs other than those incurred by this agency have been included in the indirect cost rate application. The same costs that have been treated as indirect costs have not been and will not be claimed as direct costs, and similar types of costs have been accorded consistent treatment. All expenditures detailed on the application form have been made, and records supporting them have been maintained and are available for audit.

We hereby apply for the indirect cost rates as listed above.

Accepted and approved by the Kansas State Board of Education.

August 3, 2023

\_\_\_\_\_  
Date

\_\_\_\_\_  
Date

\_\_\_\_\_  
Superintendent or other authorized official

  
Dale Brungardt, Director of School Finance

Above rates were computed by using 2021-2022 actual data from the USD budget on file with the State Department of Education. Supplementary data was furnished by the local education agency.

Please submit signed copy by August 18, 2023 to KSDE's School Finance team by emailing to Katie Albright [kalbright@ksde.org](mailto:kalbright@ksde.org).

*Kansas leads the world in the success of each student.*

# INDIRECT COST RATES



## Title & Food Service Programs

D0204 BONNER SPRINGS

2023-2024 RATES

*Calculated using 2021-2022 actual costs.*

1. Unallowed Costs .....	578,282
2. Restricted Direct + Unallowed Costs .....	33,669,886
3. Restricted Indirect - Unallowed Costs .....	886,857
4. Restricted Recovery Under or Over .....	-414,292
5. Restricted Net Cost - Unallowed Costs .....	472,565
6. Restricted Rate .....	1.40%
(Line 5 ÷ Line 2) × 100	
7. Unrestricted Direct + Unallowed Costs .....	31,084,385
8. Unrestricted Indirect - Unallowed Costs .....	3,472,358
9. Unrestricted Recovery Under or Over .....	1,121,606
10. Unrestricted Net Cost - Unallowed Costs .....	4,593,964
11. Unrestricted Rate .....	14.78%
(Line 10 ÷ Line 7) × 100	

I certify that the information contained herein conforms with the criteria in the OMB uniform administrative requirements guidance under 2 CFR 200 and education department general administrative regulations (EDGAR) 34 CFR parts 75.561 and 76.561 (b) and (c) is correct to the best of my knowledge and belief. No costs other than those incurred by this agency have been included in the indirect cost rate application. The same costs that have been treated as indirect costs have not been and will not be claimed as direct costs, and similar types of costs have been accorded consistent treatment. All expenditures detailed on the application form have been made, and records supporting them have been maintained and are available for audit.

We hereby apply for the indirect cost rates as listed above.

Accepted and approved by the Kansas State Board of Education.

August 3, 2023

\_\_\_\_\_  
Date

\_\_\_\_\_  
Date

\_\_\_\_\_  
Superintendent or other authorized official

  
Dale Brungardt, Director of School Finance

Above rates were computed by using 2021-2022 actual data from the USD budget on file with the State Department of Education. Supplementary data was furnished by the local education agency.

Please submit signed copy by August 18, 2023 to KSDE's School Finance team by emailing to Katie Albright [kalbright@ksde.org](mailto:kalbright@ksde.org).

*Kansas leads the world in the success of each student.*

# INDIRECT COST RATES



## Title & Food Service Programs

D0205 BLUESTEM

2023-2024 RATES

*Calculated using 2021-2022 actual costs.*

1. Unallowed Costs .....	131,595
2. Restricted Direct + Unallowed Costs .....	7,354,417
3. Restricted Indirect - Unallowed Costs .....	188,402
4. Restricted Recovery Under or Over .....	-3,702
5. Restricted Net Cost - Unallowed Costs .....	184,700
6. Restricted Rate .....	2.51%
(Line 5 ÷ Line 2) × 100	
7. Unrestricted Direct + Unallowed Costs .....	6,450,558
8. Unrestricted Indirect - Unallowed Costs .....	1,092,261
9. Unrestricted Recovery Under or Over .....	-89,562
10. Unrestricted Net Cost - Unallowed Costs .....	1,002,699
11. Unrestricted Rate .....	15.54%
(Line 10 ÷ Line 7) × 100	

I certify that the information contained herein conforms with the criteria in the OMB uniform administrative requirements guidance under 2 CFR 200 and education department general administrative regulations (EDGAR) 34 CFR parts 75.561 and 76.561 (b) and (c) is correct to the best of my knowledge and belief. No costs other than those incurred by this agency have been included in the indirect cost rate application. The same costs that have been treated as indirect costs have not been and will not be claimed as direct costs, and similar types of costs have been accorded consistent treatment. All expenditures detailed on the application form have been made, and records supporting them have been maintained and are available for audit.

We hereby apply for the indirect cost rates as listed above.

Accepted and approved by the Kansas State Board of Education.

August 3, 2023

\_\_\_\_\_  
Date

\_\_\_\_\_  
Date

\_\_\_\_\_  
Superintendent or other authorized official

  
Dale Brungardt, Director of School Finance

Above rates were computed by using 2021-2022 actual data from the USD budget on file with the State Department of Education. Supplementary data was furnished by the local education agency.

Please submit signed copy by August 18, 2023 to KSDE's School Finance team by emailing to Katie Albright [kalbright@ksde.org](mailto:kalbright@ksde.org).

*Kansas leads the world in the success of each student.*

# INDIRECT COST RATES



## Title & Food Service Programs

D0206 REMINGTON-WHITEWATER

2023-2024 RATES

*Calculated using 2021-2022 actual costs.*

1. Unallowed Costs .....	136,303
2. Restricted Direct + Unallowed Costs .....	6,869,783
3. Restricted Indirect - Unallowed Costs .....	285,500
4. Restricted Recovery Under or Over .....	47,223
5. Restricted Net Cost - Unallowed Costs .....	332,723
6. Restricted Rate .....	4.84%
(Line 5 ÷ Line 2) × 100	
7. Unrestricted Direct + Unallowed Costs .....	6,164,903
8. Unrestricted Indirect - Unallowed Costs .....	990,380
9. Unrestricted Recovery Under or Over .....	156,270
10. Unrestricted Net Cost - Unallowed Costs .....	1,146,650
11. Unrestricted Rate .....	18.60%
(Line 10 ÷ Line 7) × 100	

I certify that the information contained herein conforms with the criteria in the OMB uniform administrative requirements guidance under 2 CFR 200 and education department general administrative regulations (EDGAR) 34 CFR parts 75.561 and 76.561 (b) and (c) is correct to the best of my knowledge and belief. No costs other than those incurred by this agency have been included in the indirect cost rate application. The same costs that have been treated as indirect costs have not been and will not be claimed as direct costs, and similar types of costs have been accorded consistent treatment. All expenditures detailed on the application form have been made, and records supporting them have been maintained and are available for audit.

We hereby apply for the indirect cost rates as listed above.

Accepted and approved by the Kansas State Board of Education.

August 3, 2023

\_\_\_\_\_  
Date

\_\_\_\_\_  
Date

\_\_\_\_\_  
Superintendent or other authorized official

  
Dale Brungardt, Director of School Finance

Above rates were computed by using 2021-2022 actual data from the USD budget on file with the State Department of Education. Supplementary data was furnished by the local education agency.

Please submit signed copy by August 18, 2023 to KSDE's School Finance team by emailing to Katie Albright [kalbright@ksde.org](mailto:kalbright@ksde.org).

*Kansas leads the world in the success of each student.*

# INDIRECT COST RATES



## Title & Food Service Programs

D0207 FT LEAVENWORTH

2023-2024 RATES

*Calculated using 2021-2022 actual costs.*

1. Unallowed Costs .....	308,159
2. Restricted Direct + Unallowed Costs .....	19,463,729
3. Restricted Indirect - Unallowed Costs .....	1,250,891
4. Restricted Recovery Under or Over .....	-56,082
5. Restricted Net Cost - Unallowed Costs .....	1,194,809
6. Restricted Rate .....	6.14%
(Line 5 ÷ Line 2) × 100	
7. Unrestricted Direct + Unallowed Costs .....	18,384,114
8. Unrestricted Indirect - Unallowed Costs .....	2,330,506
9. Unrestricted Recovery Under or Over .....	-288,970
10. Unrestricted Net Cost - Unallowed Costs .....	2,041,536
11. Unrestricted Rate .....	11.10%
(Line 10 ÷ Line 7) × 100	

I certify that the information contained herein conforms with the criteria in the OMB uniform administrative requirements guidance under 2 CFR 200 and education department general administrative regulations (EDGAR) 34 CFR parts 75.561 and 76.561 (b) and (c) is correct to the best of my knowledge and belief. No costs other than those incurred by this agency have been included in the indirect cost rate application. The same costs that have been treated as indirect costs have not been and will not be claimed as direct costs, and similar types of costs have been accorded consistent treatment. All expenditures detailed on the application form have been made, and records supporting them have been maintained and are available for audit.

We hereby apply for the indirect cost rates as listed above.

Accepted and approved by the Kansas State Board of Education.

August 3, 2023

\_\_\_\_\_  
Date

\_\_\_\_\_  
Date

\_\_\_\_\_  
Superintendent or other authorized official

  
Dale Brungardt, Director of School Finance

Above rates were computed by using 2021-2022 actual data from the USD budget on file with the State Department of Education. Supplementary data was furnished by the local education agency.

Please submit signed copy by August 18, 2023 to KSDE's School Finance team by emailing to Katie Albright [kalbright@ksde.org](mailto:kalbright@ksde.org).

*Kansas leads the world in the success of each student.*

# INDIRECT COST RATES



## Title & Food Service Programs

D0208 WAKEENEY

2023-2024 RATES

*Calculated using 2021-2022 actual costs.*

1. Unallowed Costs .....	128,528
2. Restricted Direct + Unallowed Costs .....	5,564,469
3. Restricted Indirect - Unallowed Costs .....	169,554
4. Restricted Recovery Under or Over .....	-26,199
5. Restricted Net Cost - Unallowed Costs .....	143,355
6. Restricted Rate .....	2.58%
(Line 5 ÷ Line 2) × 100	
7. Unrestricted Direct + Unallowed Costs .....	5,228,386
8. Unrestricted Indirect - Unallowed Costs .....	505,637
9. Unrestricted Recovery Under or Over .....	-218,616
10. Unrestricted Net Cost - Unallowed Costs .....	287,021
11. Unrestricted Rate .....	5.49%
(Line 10 ÷ Line 7) × 100	

I certify that the information contained herein conforms with the criteria in the OMB uniform administrative requirements guidance under 2 CFR 200 and education department general administrative regulations (EDGAR) 34 CFR parts 75.561 and 76.561 (b) and (c) is correct to the best of my knowledge and belief. No costs other than those incurred by this agency have been included in the indirect cost rate application. The same costs that have been treated as indirect costs have not been and will not be claimed as direct costs, and similar types of costs have been accorded consistent treatment. All expenditures detailed on the application form have been made, and records supporting them have been maintained and are available for audit.

We hereby apply for the indirect cost rates as listed above.

Accepted and approved by the Kansas State Board of Education.

August 3, 2023

\_\_\_\_\_  
Date

\_\_\_\_\_  
Date

\_\_\_\_\_  
Superintendent or other authorized official

  
Dale Brungardt, Director of School Finance

Above rates were computed by using 2021-2022 actual data from the USD budget on file with the State Department of Education. Supplementary data was furnished by the local education agency.

Please submit signed copy by August 18, 2023 to KSDE's School Finance team by emailing to Katie Albright [kalbright@ksde.org](mailto:kalbright@ksde.org).

*Kansas leads the world in the success of each student.*

# INDIRECT COST RATES



## Title & Food Service Programs

D0209 MOSCOW PUBLIC SCHOOLS

2023-2024 RATES

*Calculated using 2021-2022 actual costs.*

1. Unallowed Costs .....	48,825
2. Restricted Direct + Unallowed Costs .....	2,794,354
3. Restricted Indirect - Unallowed Costs .....	130,647
4. Restricted Recovery Under or Over .....	31,609
5. Restricted Net Cost - Unallowed Costs .....	162,256
6. Restricted Rate .....	5.81%
(Line 5 ÷ Line 2) × 100	
7. Unrestricted Direct + Unallowed Costs .....	2,439,479
8. Unrestricted Indirect - Unallowed Costs .....	485,522
9. Unrestricted Recovery Under or Over .....	117,358
10. Unrestricted Net Cost - Unallowed Costs .....	602,880
11. Unrestricted Rate .....	24.71%
(Line 10 ÷ Line 7) × 100	

I certify that the information contained herein conforms with the criteria in the OMB uniform administrative requirements guidance under 2 CFR 200 and education department general administrative regulations (EDGAR) 34 CFR parts 75.561 and 76.561 (b) and (c) is correct to the best of my knowledge and belief. No costs other than those incurred by this agency have been included in the indirect cost rate application. The same costs that have been treated as indirect costs have not been and will not be claimed as direct costs, and similar types of costs have been accorded consistent treatment. All expenditures detailed on the application form have been made, and records supporting them have been maintained and are available for audit.

We hereby apply for the indirect cost rates as listed above.

Accepted and approved by the Kansas State Board of Education.

August 3, 2023

\_\_\_\_\_  
Date

\_\_\_\_\_  
Date

\_\_\_\_\_  
Superintendent or other authorized official

  
Dale Brungardt, Director of School Finance

Above rates were computed by using 2021-2022 actual data from the USD budget on file with the State Department of Education. Supplementary data was furnished by the local education agency.

Please submit signed copy by August 18, 2023 to KSDE's School Finance team by emailing to Katie Albright [kalbright@ksde.org](mailto:kalbright@ksde.org).

*Kansas leads the world in the success of each student.*

# INDIRECT COST RATES



## Title & Food Service Programs

D0210 HUGOTON PUBLIC SCHOOLS

2023-2024 RATES

*Calculated using 2021-2022 actual costs.*

1. Unallowed Costs .....	137,311
2. Restricted Direct + Unallowed Costs .....	13,510,429
3. Restricted Indirect - Unallowed Costs .....	555,717
4. Restricted Recovery Under or Over .....	77,245
5. Restricted Net Cost - Unallowed Costs .....	632,962
6. Restricted Rate .....	4.68%
(Line 5 ÷ Line 2) × 100	
7. Unrestricted Direct + Unallowed Costs .....	12,332,573
8. Unrestricted Indirect - Unallowed Costs .....	1,733,573
9. Unrestricted Recovery Under or Over .....	52,309
10. Unrestricted Net Cost - Unallowed Costs .....	1,785,882
11. Unrestricted Rate .....	14.48%
(Line 10 ÷ Line 7) × 100	

I certify that the information contained herein conforms with the criteria in the OMB uniform administrative requirements guidance under 2 CFR 200 and education department general administrative regulations (EDGAR) 34 CFR parts 75.561 and 76.561 (b) and (c) is correct to the best of my knowledge and belief. No costs other than those incurred by this agency have been included in the indirect cost rate application. The same costs that have been treated as indirect costs have not been and will not be claimed as direct costs, and similar types of costs have been accorded consistent treatment. All expenditures detailed on the application form have been made, and records supporting them have been maintained and are available for audit.

We hereby apply for the indirect cost rates as listed above.

Accepted and approved by the Kansas State Board of Education.

August 3, 2023

\_\_\_\_\_  
Date

\_\_\_\_\_  
Date

\_\_\_\_\_  
Superintendent or other authorized official

  
Dale Brungardt, Director of School Finance

Above rates were computed by using 2021-2022 actual data from the USD budget on file with the State Department of Education. Supplementary data was furnished by the local education agency.

Please submit signed copy by August 18, 2023 to KSDE's School Finance team by emailing to Katie Albright [kalbright@ksde.org](mailto:kalbright@ksde.org).

*Kansas leads the world in the success of each student.*



# INDIRECT COST RATES



## Title & Food Service Programs

D0211 NORTON COMMUNITY SCHOOLS

2023-2024 RATES

*Calculated using 2021-2022 actual costs.*

1. Unallowed Costs .....	109,082
2. Restricted Direct + Unallowed Costs .....	8,050,007
3. Restricted Indirect - Unallowed Costs .....	417,468
4. Restricted Recovery Under or Over .....	17,936
5. Restricted Net Cost - Unallowed Costs .....	435,404
6. Restricted Rate .....	5.41%
(Line 5 ÷ Line 2) × 100	
7. Unrestricted Direct + Unallowed Costs .....	7,316,762
8. Unrestricted Indirect - Unallowed Costs .....	1,150,713
9. Unrestricted Recovery Under or Over .....	2,897
10. Unrestricted Net Cost - Unallowed Costs .....	1,153,610
11. Unrestricted Rate .....	15.77%
(Line 10 ÷ Line 7) × 100	

I certify that the information contained herein conforms with the criteria in the OMB uniform administrative requirements guidance under 2 CFR 200 and education department general administrative regulations (EDGAR) 34 CFR parts 75.561 and 76.561 (b) and (c) is correct to the best of my knowledge and belief. No costs other than those incurred by this agency have been included in the indirect cost rate application. The same costs that have been treated as indirect costs have not been and will not be claimed as direct costs, and similar types of costs have been accorded consistent treatment. All expenditures detailed on the application form have been made, and records supporting them have been maintained and are available for audit.

We hereby apply for the indirect cost rates as listed above.

Accepted and approved by the Kansas State Board of Education.

August 3, 2023

\_\_\_\_\_  
Date

\_\_\_\_\_  
Date

\_\_\_\_\_  
Superintendent or other authorized official

  
Dale Brungardt, Director of School Finance

Above rates were computed by using 2021-2022 actual data from the USD budget on file with the State Department of Education. Supplementary data was furnished by the local education agency.

Please submit signed copy by August 18, 2023 to KSDE's School Finance team by emailing to Katie Albright [kalbright@ksde.org](mailto:kalbright@ksde.org).

*Kansas leads the world in the success of each student.*

# INDIRECT COST RATES



## Title & Food Service Programs

D0212 NORTHERN VALLEY

2023-2024 RATES

*Calculated using 2021-2022 actual costs.*

1. Unallowed Costs .....	63,109
2. Restricted Direct + Unallowed Costs .....	2,483,236
3. Restricted Indirect - Unallowed Costs .....	130,081
4. Restricted Recovery Under or Over .....	-107,712
5. Restricted Net Cost - Unallowed Costs .....	22,369
6. Restricted Rate .....	0.90%
(Line 5 ÷ Line 2) × 100	
7. Unrestricted Direct + Unallowed Costs .....	2,208,047
8. Unrestricted Indirect - Unallowed Costs .....	405,270
9. Unrestricted Recovery Under or Over .....	-116,743
10. Unrestricted Net Cost - Unallowed Costs .....	288,527
11. Unrestricted Rate .....	13.07%
(Line 10 ÷ Line 7) × 100	

I certify that the information contained herein conforms with the criteria in the OMB uniform administrative requirements guidance under 2 CFR 200 and education department general administrative regulations (EDGAR) 34 CFR parts 75.561 and 76.561 (b) and (c) is correct to the best of my knowledge and belief. No costs other than those incurred by this agency have been included in the indirect cost rate application. The same costs that have been treated as indirect costs have not been and will not be claimed as direct costs, and similar types of costs have been accorded consistent treatment. All expenditures detailed on the application form have been made, and records supporting them have been maintained and are available for audit.

We hereby apply for the indirect cost rates as listed above.

Accepted and approved by the Kansas State Board of Education.

August 3, 2023

\_\_\_\_\_  
Date

\_\_\_\_\_  
Date

\_\_\_\_\_  
Superintendent or other authorized official

  
Dale Brungardt, Director of School Finance

Above rates were computed by using 2021-2022 actual data from the USD budget on file with the State Department of Education. Supplementary data was furnished by the local education agency.

Please submit signed copy by August 18, 2023 to KSDE's School Finance team by emailing to Katie Albright [kalbright@ksde.org](mailto:kalbright@ksde.org).

*Kansas leads the world in the success of each student.*

# INDIRECT COST RATES



## Title & Food Service Programs

D0214 ULYSSES

2023-2024 RATES

*Calculated using 2021-2022 actual costs.*

1. Unallowed Costs .....	328,361
2. Restricted Direct + Unallowed Costs .....	17,153,168
3. Restricted Indirect - Unallowed Costs .....	715,533
4. Restricted Recovery Under or Over .....	35,973
5. Restricted Net Cost - Unallowed Costs .....	751,506
6. Restricted Rate .....	4.38%
(Line 5 ÷ Line 2) × 100	
7. Unrestricted Direct + Unallowed Costs .....	15,578,121
8. Unrestricted Indirect - Unallowed Costs .....	2,290,580
9. Unrestricted Recovery Under or Over .....	17,435
10. Unrestricted Net Cost - Unallowed Costs .....	2,308,015
11. Unrestricted Rate .....	14.82%
(Line 10 ÷ Line 7) × 100	

I certify that the information contained herein conforms with the criteria in the OMB uniform administrative requirements guidance under 2 CFR 200 and education department general administrative regulations (EDGAR) 34 CFR parts 75.561 and 76.561 (b) and (c) is correct to the best of my knowledge and belief. No costs other than those incurred by this agency have been included in the indirect cost rate application. The same costs that have been treated as indirect costs have not been and will not be claimed as direct costs, and similar types of costs have been accorded consistent treatment. All expenditures detailed on the application form have been made, and records supporting them have been maintained and are available for audit.

We hereby apply for the indirect cost rates as listed above.

Accepted and approved by the Kansas State Board of Education.

August 3, 2023

\_\_\_\_\_  
Date

\_\_\_\_\_  
Date

\_\_\_\_\_  
Superintendent or other authorized official

  
Dale Brungardt, Director of School Finance

Above rates were computed by using 2021-2022 actual data from the USD budget on file with the State Department of Education. Supplementary data was furnished by the local education agency.

Please submit signed copy by August 18, 2023 to KSDE's School Finance team by emailing to Katie Albright [kalbright@ksde.org](mailto:kalbright@ksde.org).

*Kansas leads the world in the success of each student.*

# INDIRECT COST RATES



## Title & Food Service Programs

D0215 LAKIN

2023-2024 RATES

*Calculated using 2021-2022 actual costs.*

1. Unallowed Costs .....	127,231
2. Restricted Direct + Unallowed Costs .....	8,654,584
3. Restricted Indirect - Unallowed Costs .....	393,271
4. Restricted Recovery Under or Over .....	11,530
5. Restricted Net Cost - Unallowed Costs .....	404,801
6. Restricted Rate .....	4.68%
(Line 5 ÷ Line 2) × 100	
7. Unrestricted Direct + Unallowed Costs .....	7,700,662
8. Unrestricted Indirect - Unallowed Costs .....	1,347,193
9. Unrestricted Recovery Under or Over .....	109,281
10. Unrestricted Net Cost - Unallowed Costs .....	1,456,474
11. Unrestricted Rate .....	18.91%
(Line 10 ÷ Line 7) × 100	

I certify that the information contained herein conforms with the criteria in the OMB uniform administrative requirements guidance under 2 CFR 200 and education department general administrative regulations (EDGAR) 34 CFR parts 75.561 and 76.561 (b) and (c) is correct to the best of my knowledge and belief. No costs other than those incurred by this agency have been included in the indirect cost rate application. The same costs that have been treated as indirect costs have not been and will not be claimed as direct costs, and similar types of costs have been accorded consistent treatment. All expenditures detailed on the application form have been made, and records supporting them have been maintained and are available for audit.

We hereby apply for the indirect cost rates as listed above.

Accepted and approved by the Kansas State Board of Education.

August 3, 2023

\_\_\_\_\_  
Date

\_\_\_\_\_  
Date

\_\_\_\_\_  
Superintendent or other authorized official

  
Dale Brungardt, Director of School Finance

Above rates were computed by using 2021-2022 actual data from the USD budget on file with the State Department of Education. Supplementary data was furnished by the local education agency.

Please submit signed copy by August 18, 2023 to KSDE's School Finance team by emailing to Katie Albright [kalbright@ksde.org](mailto:kalbright@ksde.org).

*Kansas leads the world in the success of each student.*

# INDIRECT COST RATES



## Title & Food Service Programs

D0216 DEERFIELD

2023-2024 RATES

*Calculated using 2021-2022 actual costs.*

1. Unallowed Costs .....	101,856
2. Restricted Direct + Unallowed Costs .....	3,645,477
3. Restricted Indirect - Unallowed Costs .....	198,196
4. Restricted Recovery Under or Over .....	-198,548
5. Restricted Net Cost - Unallowed Costs .....	- 352
6. Restricted Rate .....	0.00%
(Line 5 ÷ Line 2) × 100	
7. Unrestricted Direct + Unallowed Costs .....	3,262,810
8. Unrestricted Indirect - Unallowed Costs .....	580,863
9. Unrestricted Recovery Under or Over .....	-311,890
10. Unrestricted Net Cost - Unallowed Costs .....	268,973
11. Unrestricted Rate .....	8.24%
(Line 10 ÷ Line 7) × 100	

I certify that the information contained herein conforms with the criteria in the OMB uniform administrative requirements guidance under 2 CFR 200 and education department general administrative regulations (EDGAR) 34 CFR parts 75.561 and 76.561 (b) and (c) is correct to the best of my knowledge and belief. No costs other than those incurred by this agency have been included in the indirect cost rate application. The same costs that have been treated as indirect costs have not been and will not be claimed as direct costs, and similar types of costs have been accorded consistent treatment. All expenditures detailed on the application form have been made, and records supporting them have been maintained and are available for audit.

We hereby apply for the indirect cost rates as listed above.

Accepted and approved by the Kansas State Board of Education.

August 3, 2023

\_\_\_\_\_  
Date

\_\_\_\_\_  
Date

\_\_\_\_\_  
Superintendent or other authorized official

  
Dale Brungardt, Director of School Finance

Above rates were computed by using 2021-2022 actual data from the USD budget on file with the State Department of Education. Supplementary data was furnished by the local education agency.

Please submit signed copy by August 18, 2023 to KSDE's School Finance team by emailing to Katie Albright [kalbright@ksde.org](mailto:kalbright@ksde.org).

*Kansas leads the world in the success of each student.*

# INDIRECT COST RATES



## Title & Food Service Programs

D0217 ROLLA

2023-2024 RATES

*Calculated using 2021-2022 actual costs.*

1. Unallowed Costs .....	105,434
2. Restricted Direct + Unallowed Costs .....	2,062,838
3. Restricted Indirect - Unallowed Costs .....	147,033
4. Restricted Recovery Under or Over .....	-59,735
5. Restricted Net Cost - Unallowed Costs .....	87,298
6. Restricted Rate .....	4.23%
(Line 5 ÷ Line 2) × 100	
7. Unrestricted Direct + Unallowed Costs .....	1,664,511
8. Unrestricted Indirect - Unallowed Costs .....	545,360
9. Unrestricted Recovery Under or Over .....	-10,525
10. Unrestricted Net Cost - Unallowed Costs .....	534,835
11. Unrestricted Rate .....	32.13%
(Line 10 ÷ Line 7) × 100	

I certify that the information contained herein conforms with the criteria in the OMB uniform administrative requirements guidance under 2 CFR 200 and education department general administrative regulations (EDGAR) 34 CFR parts 75.561 and 76.561 (b) and (c) is correct to the best of my knowledge and belief. No costs other than those incurred by this agency have been included in the indirect cost rate application. The same costs that have been treated as indirect costs have not been and will not be claimed as direct costs, and similar types of costs have been accorded consistent treatment. All expenditures detailed on the application form have been made, and records supporting them have been maintained and are available for audit.

We hereby apply for the indirect cost rates as listed above.

Accepted and approved by the Kansas State Board of Education.

August 3, 2023

\_\_\_\_\_  
Date

\_\_\_\_\_  
Date

\_\_\_\_\_  
Superintendent or other authorized official

  
Dale Brungardt, Director of School Finance

Above rates were computed by using 2021-2022 actual data from the USD budget on file with the State Department of Education. Supplementary data was furnished by the local education agency.

Please submit signed copy by August 18, 2023 to KSDE's School Finance team by emailing to Katie Albright [kalbright@ksde.org](mailto:kalbright@ksde.org).

*Kansas leads the world in the success of each student.*

# INDIRECT COST RATES



## Title & Food Service Programs

D0218 ELKHART

2023-2024 RATES

*Calculated using 2021-2022 actual costs.*

1. Unallowed Costs .....	149,836
2. Restricted Direct + Unallowed Costs .....	12,891,727
3. Restricted Indirect - Unallowed Costs .....	312,516
4. Restricted Recovery Under or Over .....	-102,705
5. Restricted Net Cost - Unallowed Costs .....	209,811
6. Restricted Rate .....	1.63%
(Line 5 ÷ Line 2) × 100	
7. Unrestricted Direct + Unallowed Costs .....	12,374,036
8. Unrestricted Indirect - Unallowed Costs .....	830,207
9. Unrestricted Recovery Under or Over .....	-510,092
10. Unrestricted Net Cost - Unallowed Costs .....	320,115
11. Unrestricted Rate .....	2.59%
(Line 10 ÷ Line 7) × 100	

I certify that the information contained herein conforms with the criteria in the OMB uniform administrative requirements guidance under 2 CFR 200 and education department general administrative regulations (EDGAR) 34 CFR parts 75.561 and 76.561 (b) and (c) is correct to the best of my knowledge and belief. No costs other than those incurred by this agency have been included in the indirect cost rate application. The same costs that have been treated as indirect costs have not been and will not be claimed as direct costs, and similar types of costs have been accorded consistent treatment. All expenditures detailed on the application form have been made, and records supporting them have been maintained and are available for audit.

We hereby apply for the indirect cost rates as listed above.

Accepted and approved by the Kansas State Board of Education.

August 3, 2023

\_\_\_\_\_  
Date

\_\_\_\_\_  
Date

\_\_\_\_\_  
Superintendent or other authorized official

  
Dale Brungardt, Director of School Finance

Above rates were computed by using 2021-2022 actual data from the USD budget on file with the State Department of Education. Supplementary data was furnished by the local education agency.

Please submit signed copy by August 18, 2023 to KSDE's School Finance team by emailing to Katie Albright [kalbright@ksde.org](mailto:kalbright@ksde.org).

*Kansas leads the world in the success of each student.*

# INDIRECT COST RATES



## Title & Food Service Programs

D0219 MINNEOLA

2023-2024 RATES

*Calculated using 2021-2022 actual costs.*

1. Unallowed Costs .....	131,717
2. Restricted Direct + Unallowed Costs .....	3,874,848
3. Restricted Indirect - Unallowed Costs .....	117,343
4. Restricted Recovery Under or Over .....	-28,200
5. Restricted Net Cost - Unallowed Costs .....	89,143
6. Restricted Rate .....	2.30%
(Line 5 ÷ Line 2) × 100	
7. Unrestricted Direct + Unallowed Costs .....	3,512,590
8. Unrestricted Indirect - Unallowed Costs .....	479,601
9. Unrestricted Recovery Under or Over .....	-34,318
10. Unrestricted Net Cost - Unallowed Costs .....	445,283
11. Unrestricted Rate .....	12.68%
(Line 10 ÷ Line 7) × 100	

I certify that the information contained herein conforms with the criteria in the OMB uniform administrative requirements guidance under 2 CFR 200 and education department general administrative regulations (EDGAR) 34 CFR parts 75.561 and 76.561 (b) and (c) is correct to the best of my knowledge and belief. No costs other than those incurred by this agency have been included in the indirect cost rate application. The same costs that have been treated as indirect costs have not been and will not be claimed as direct costs, and similar types of costs have been accorded consistent treatment. All expenditures detailed on the application form have been made, and records supporting them have been maintained and are available for audit.

We hereby apply for the indirect cost rates as listed above.

Accepted and approved by the Kansas State Board of Education.

August 3, 2023

\_\_\_\_\_  
Date

\_\_\_\_\_  
Date

\_\_\_\_\_  
Superintendent or other authorized official

  
Dale Brungardt, Director of School Finance

Above rates were computed by using 2021-2022 actual data from the USD budget on file with the State Department of Education. Supplementary data was furnished by the local education agency.

Please submit signed copy by August 18, 2023 to KSDE's School Finance team by emailing to Katie Albright [kalbright@ksde.org](mailto:kalbright@ksde.org).

*Kansas leads the world in the success of each student.*



# INDIRECT COST RATES



## Title & Food Service Programs

D0220 ASHLAND

2023-2024 RATES

*Calculated using 2021-2022 actual costs.*

1. Unallowed Costs .....	94,284
2. Restricted Direct + Unallowed Costs .....	2,734,846
3. Restricted Indirect - Unallowed Costs .....	151,413
4. Restricted Recovery Under or Over .....	-4,157
5. Restricted Net Cost - Unallowed Costs .....	147,256
6. Restricted Rate .....	5.38%
(Line 5 ÷ Line 2) × 100	
7. Unrestricted Direct + Unallowed Costs .....	2,462,274
8. Unrestricted Indirect - Unallowed Costs .....	423,985
9. Unrestricted Recovery Under or Over .....	40,938
10. Unrestricted Net Cost - Unallowed Costs .....	464,923
11. Unrestricted Rate .....	18.88%
(Line 10 ÷ Line 7) × 100	

I certify that the information contained herein conforms with the criteria in the OMB uniform administrative requirements guidance under 2 CFR 200 and education department general administrative regulations (EDGAR) 34 CFR parts 75.561 and 76.561 (b) and (c) is correct to the best of my knowledge and belief. No costs other than those incurred by this agency have been included in the indirect cost rate application. The same costs that have been treated as indirect costs have not been and will not be claimed as direct costs, and similar types of costs have been accorded consistent treatment. All expenditures detailed on the application form have been made, and records supporting them have been maintained and are available for audit.

We hereby apply for the indirect cost rates as listed above.

Accepted and approved by the Kansas State Board of Education.

August 3, 2023

\_\_\_\_\_  
Date

\_\_\_\_\_  
Date

\_\_\_\_\_  
Superintendent or other authorized official

  
Dale Brungardt, Director of School Finance

Above rates were computed by using 2021-2022 actual data from the USD budget on file with the State Department of Education. Supplementary data was furnished by the local education agency.

Please submit signed copy by August 18, 2023 to KSDE's School Finance team by emailing to Katie Albright [kalbright@ksde.org](mailto:kalbright@ksde.org).

*Kansas leads the world in the success of each student.*

# INDIRECT COST RATES



## Title & Food Service Programs

D0223 BARNES

2023-2024 RATES

*Calculated using 2021-2022 actual costs.*

1. Unallowed Costs .....	102,299
2. Restricted Direct + Unallowed Costs .....	5,567,014
3. Restricted Indirect - Unallowed Costs .....	164,140
4. Restricted Recovery Under or Over .....	10,509
5. Restricted Net Cost - Unallowed Costs .....	174,649
6. Restricted Rate .....	3.14%
(Line 5 ÷ Line 2) × 100	
7. Unrestricted Direct + Unallowed Costs .....	5,030,980
8. Unrestricted Indirect - Unallowed Costs .....	700,174
9. Unrestricted Recovery Under or Over .....	-363,376
10. Unrestricted Net Cost - Unallowed Costs .....	336,798
11. Unrestricted Rate .....	6.69%
(Line 10 ÷ Line 7) × 100	

I certify that the information contained herein conforms with the criteria in the OMB uniform administrative requirements guidance under 2 CFR 200 and education department general administrative regulations (EDGAR) 34 CFR parts 75.561 and 76.561 (b) and (c) is correct to the best of my knowledge and belief. No costs other than those incurred by this agency have been included in the indirect cost rate application. The same costs that have been treated as indirect costs have not been and will not be claimed as direct costs, and similar types of costs have been accorded consistent treatment. All expenditures detailed on the application form have been made, and records supporting them have been maintained and are available for audit.

We hereby apply for the indirect cost rates as listed above.

Accepted and approved by the Kansas State Board of Education.

August 3, 2023

\_\_\_\_\_  
Date

\_\_\_\_\_  
Date

\_\_\_\_\_  
Superintendent or other authorized official

  
Dale Brungardt, Director of School Finance

Above rates were computed by using 2021-2022 actual data from the USD budget on file with the State Department of Education. Supplementary data was furnished by the local education agency.

Please submit signed copy by August 18, 2023 to KSDE's School Finance team by emailing to Katie Albright [kalbright@ksde.org](mailto:kalbright@ksde.org).

*Kansas leads the world in the success of each student.*

# INDIRECT COST RATES



## Title & Food Service Programs

D0224 CLIFTON-CLYDE

2023-2024 RATES

*Calculated using 2021-2022 actual costs.*

1. Unallowed Costs .....	61,508
2. Restricted Direct + Unallowed Costs .....	4,695,789
3. Restricted Indirect - Unallowed Costs .....	204,177
4. Restricted Recovery Under or Over .....	11,834
5. Restricted Net Cost - Unallowed Costs .....	216,011
6. Restricted Rate .....	4.60%
(Line 5 ÷ Line 2) × 100	
7. Unrestricted Direct + Unallowed Costs .....	4,247,717
8. Unrestricted Indirect - Unallowed Costs .....	652,249
9. Unrestricted Recovery Under or Over .....	-93,640
10. Unrestricted Net Cost - Unallowed Costs .....	558,609
11. Unrestricted Rate .....	13.15%
(Line 10 ÷ Line 7) × 100	

I certify that the information contained herein conforms with the criteria in the OMB uniform administrative requirements guidance under 2 CFR 200 and education department general administrative regulations (EDGAR) 34 CFR parts 75.561 and 76.561 (b) and (c) is correct to the best of my knowledge and belief. No costs other than those incurred by this agency have been included in the indirect cost rate application. The same costs that have been treated as indirect costs have not been and will not be claimed as direct costs, and similar types of costs have been accorded consistent treatment. All expenditures detailed on the application form have been made, and records supporting them have been maintained and are available for audit.

We hereby apply for the indirect cost rates as listed above.

Accepted and approved by the Kansas State Board of Education.

August 3, 2023

\_\_\_\_\_  
Date

\_\_\_\_\_  
Date

\_\_\_\_\_  
Superintendent or other authorized official

  
Dale Brungardt, Director of School Finance

Above rates were computed by using 2021-2022 actual data from the USD budget on file with the State Department of Education. Supplementary data was furnished by the local education agency.

Please submit signed copy by August 18, 2023 to KSDE's School Finance team by emailing to Katie Albright [kalbright@ksde.org](mailto:kalbright@ksde.org).

*Kansas leads the world in the success of each student.*

# INDIRECT COST RATES



## Title & Food Service Programs

D0225 FOWLER

2023-2024 RATES

*Calculated using 2021-2022 actual costs.*

1. Unallowed Costs .....	117,842
2. Restricted Direct + Unallowed Costs .....	1,874,685
3. Restricted Indirect - Unallowed Costs .....	142,250
4. Restricted Recovery Under or Over .....	7,567
5. Restricted Net Cost - Unallowed Costs .....	149,817
6. Restricted Rate .....	7.99%
(Line 5 ÷ Line 2) × 100	
7. Unrestricted Direct + Unallowed Costs .....	1,550,878
8. Unrestricted Indirect - Unallowed Costs .....	466,057
9. Unrestricted Recovery Under or Over .....	138,551
10. Unrestricted Net Cost - Unallowed Costs .....	604,608
11. Unrestricted Rate .....	38.98%
(Line 10 ÷ Line 7) × 100	

I certify that the information contained herein conforms with the criteria in the OMB uniform administrative requirements guidance under 2 CFR 200 and education department general administrative regulations (EDGAR) 34 CFR parts 75.561 and 76.561 (b) and (c) is correct to the best of my knowledge and belief. No costs other than those incurred by this agency have been included in the indirect cost rate application. The same costs that have been treated as indirect costs have not been and will not be claimed as direct costs, and similar types of costs have been accorded consistent treatment. All expenditures detailed on the application form have been made, and records supporting them have been maintained and are available for audit.

We hereby apply for the indirect cost rates as listed above.

Accepted and approved by the Kansas State Board of Education.

August 3, 2023

\_\_\_\_\_  
Date

\_\_\_\_\_  
Date

\_\_\_\_\_  
Superintendent or other authorized official

  
Dale Brungardt, Director of School Finance

Above rates were computed by using 2021-2022 actual data from the USD budget on file with the State Department of Education. Supplementary data was furnished by the local education agency.

Please submit signed copy by August 18, 2023 to KSDE's School Finance team by emailing to Katie Albright [kalbright@ksde.org](mailto:kalbright@ksde.org).

*Kansas leads the world in the success of each student.*

# INDIRECT COST RATES



## Title & Food Service Programs

D0226 MEADE

2023-2024 RATES

*Calculated using 2021-2022 actual costs.*

1. Unallowed Costs .....	141,479
2. Restricted Direct + Unallowed Costs .....	5,461,081
3. Restricted Indirect - Unallowed Costs .....	253,833
4. Restricted Recovery Under or Over .....	94,974
5. Restricted Net Cost - Unallowed Costs .....	348,807
6. Restricted Rate .....	6.39%
(Line 5 ÷ Line 2) × 100	
7. Unrestricted Direct + Unallowed Costs .....	4,694,092
8. Unrestricted Indirect - Unallowed Costs .....	1,020,822
9. Unrestricted Recovery Under or Over .....	198,006
10. Unrestricted Net Cost - Unallowed Costs .....	1,218,828
11. Unrestricted Rate .....	25.97%
(Line 10 ÷ Line 7) × 100	

I certify that the information contained herein conforms with the criteria in the OMB uniform administrative requirements guidance under 2 CFR 200 and education department general administrative regulations (EDGAR) 34 CFR parts 75.561 and 76.561 (b) and (c) is correct to the best of my knowledge and belief. No costs other than those incurred by this agency have been included in the indirect cost rate application. The same costs that have been treated as indirect costs have not been and will not be claimed as direct costs, and similar types of costs have been accorded consistent treatment. All expenditures detailed on the application form have been made, and records supporting them have been maintained and are available for audit.

We hereby apply for the indirect cost rates as listed above.

Accepted and approved by the Kansas State Board of Education.

August 3, 2023

\_\_\_\_\_  
Date

\_\_\_\_\_  
Date

\_\_\_\_\_  
Superintendent or other authorized official

  
Dale Brungardt, Director of School Finance

Above rates were computed by using 2021-2022 actual data from the USD budget on file with the State Department of Education. Supplementary data was furnished by the local education agency.

Please submit signed copy by August 18, 2023 to KSDE's School Finance team by emailing to Katie Albright [kalbright@ksde.org](mailto:kalbright@ksde.org).

*Kansas leads the world in the success of each student.*

# INDIRECT COST RATES



## Title & Food Service Programs

D0227 HODGEMAN COUNTY SCHOOLS

2023-2024 RATES

*Calculated using 2021-2022 actual costs.*

1. Unallowed Costs .....	52,195
2. Restricted Direct + Unallowed Costs.....	3,738,722
3. Restricted Indirect - Unallowed Costs.....	319,796
4. Restricted Recovery Under or Over.....	152,646
5. Restricted Net Cost - Unallowed Costs.....	472,442
6. Restricted Rate .....	12.64%
(Line 5 ÷ Line 2) × 100	
7. Unrestricted Direct + Unallowed Costs.....	3,386,538
8. Unrestricted Indirect - Unallowed Costs.....	671,980
9. Unrestricted Recovery Under or Over.....	188,550
10. Unrestricted Net Cost - Unallowed Costs.....	860,530
11. Unrestricted Rate.....	25.41%
(Line 10 ÷ Line 7) × 100	

I certify that the information contained herein conforms with the criteria in the OMB uniform administrative requirements guidance under 2 CFR 200 and education department general administrative regulations (EDGAR) 34 CFR parts 75.561 and 76.561 (b) and (c) is correct to the best of my knowledge and belief. No costs other than those incurred by this agency have been included in the indirect cost rate application. The same costs that have been treated as indirect costs have not been and will not be claimed as direct costs, and similar types of costs have been accorded consistent treatment. All expenditures detailed on the application form have been made, and records supporting them have been maintained and are available for audit.

We hereby apply for the indirect cost rates as listed above.

Accepted and approved by the Kansas State  
Board of Education.

August 3, 2023

\_\_\_\_\_  
Date

\_\_\_\_\_  
Date

\_\_\_\_\_  
Superintendent or other authorized official

  
Dale Brungardt, Director of School Finance

Above rates were computed by using 2021-2022 actual data from the USD budget on file with the State Department of Education. Supplementary data was furnished by the local education agency.

Please submit signed copy by August 18, 2023 to KSDE's School Finance team by emailing to Katie Albright [kalbright@ksde.org](mailto:kalbright@ksde.org).

*Kansas leads the world in the success of each student.*

# INDIRECT COST RATES



## Title & Food Service Programs

D0229 BLUE VALLEY

2023-2024 RATES

*Calculated using 2021-2022 actual costs.*

1. Unallowed Costs .....	1,241,630
2. Restricted Direct + Unallowed Costs .....	259,547,244
3. Restricted Indirect - Unallowed Costs .....	9,390,105
4. Restricted Recovery Under or Over .....	-1,658,331
5. Restricted Net Cost - Unallowed Costs .....	7,731,774
6. Restricted Rate .....	2.98%
(Line 5 ÷ Line 2) × 100	
7. Unrestricted Direct + Unallowed Costs .....	232,350,029
8. Unrestricted Indirect - Unallowed Costs .....	36,587,320
9. Unrestricted Recovery Under or Over .....	588,969
10. Unrestricted Net Cost - Unallowed Costs .....	37,176,289
11. Unrestricted Rate .....	16.00%
(Line 10 ÷ Line 7) × 100	

I certify that the information contained herein conforms with the criteria in the OMB uniform administrative requirements guidance under 2 CFR 200 and education department general administrative regulations (EDGAR) 34 CFR parts 75.561 and 76.561 (b) and (c) is correct to the best of my knowledge and belief. No costs other than those incurred by this agency have been included in the indirect cost rate application. The same costs that have been treated as indirect costs have not been and will not be claimed as direct costs, and similar types of costs have been accorded consistent treatment. All expenditures detailed on the application form have been made, and records supporting them have been maintained and are available for audit.

We hereby apply for the indirect cost rates as listed above.

Accepted and approved by the Kansas State Board of Education.

August 3, 2023

\_\_\_\_\_  
Date

\_\_\_\_\_  
Date

\_\_\_\_\_  
Superintendent or other authorized official

  
Dale Brungardt, Director of School Finance

Above rates were computed by using 2021-2022 actual data from the USD budget on file with the State Department of Education. Supplementary data was furnished by the local education agency.

Please submit signed copy by August 18, 2023 to KSDE's School Finance team by emailing to Katie Albright [kalbright@ksde.org](mailto:kalbright@ksde.org).

*Kansas leads the world in the success of each student.*

# INDIRECT COST RATES



## Title & Food Service Programs

D0230 SPRING HILL

2023-2024 RATES

*Calculated using 2021-2022 actual costs.*

1. Unallowed Costs .....	559,921
2. Restricted Direct + Unallowed Costs .....	51,758,101
3. Restricted Indirect - Unallowed Costs .....	1,345,872
4. Restricted Recovery Under or Over .....	-101,996
5. Restricted Net Cost - Unallowed Costs .....	1,243,876
6. Restricted Rate .....	2.40%
(Line 5 ÷ Line 2) × 100	
7. Unrestricted Direct + Unallowed Costs .....	46,200,736
8. Unrestricted Indirect - Unallowed Costs .....	6,903,237
9. Unrestricted Recovery Under or Over .....	-162,865
10. Unrestricted Net Cost - Unallowed Costs .....	6,740,372
11. Unrestricted Rate .....	14.59%
(Line 10 ÷ Line 7) × 100	

I certify that the information contained herein conforms with the criteria in the OMB uniform administrative requirements guidance under 2 CFR 200 and education department general administrative regulations (EDGAR) 34 CFR parts 75.561 and 76.561 (b) and (c) is correct to the best of my knowledge and belief. No costs other than those incurred by this agency have been included in the indirect cost rate application. The same costs that have been treated as indirect costs have not been and will not be claimed as direct costs, and similar types of costs have been accorded consistent treatment. All expenditures detailed on the application form have been made, and records supporting them have been maintained and are available for audit.

We hereby apply for the indirect cost rates as listed above.

Accepted and approved by the Kansas State Board of Education.

August 3, 2023

\_\_\_\_\_  
Date

\_\_\_\_\_  
Date

\_\_\_\_\_  
Superintendent or other authorized official

  
Dale Brungardt, Director of School Finance

Above rates were computed by using 2021-2022 actual data from the USD budget on file with the State Department of Education. Supplementary data was furnished by the local education agency.

Please submit signed copy by August 18, 2023 to KSDE's School Finance team by emailing to Katie Albright [kalbright@ksde.org](mailto:kalbright@ksde.org).

*Kansas leads the world in the success of each student.*



# INDIRECT COST RATES



## Title & Food Service Programs

D0231 GARDNER EDGERTON

2023-2024 RATES

*Calculated using 2021-2022 actual costs.*

1. Unallowed Costs .....	1,804,556
2. Restricted Direct + Unallowed Costs .....	75,072,354
3. Restricted Indirect - Unallowed Costs .....	977,340
4. Restricted Recovery Under or Over .....	415,260
5. Restricted Net Cost - Unallowed Costs .....	1,392,600
6. Restricted Rate .....	1.86%
(Line 5 ÷ Line 2) × 100	
7. Unrestricted Direct + Unallowed Costs .....	68,659,506
8. Unrestricted Indirect - Unallowed Costs .....	7,390,188
9. Unrestricted Recovery Under or Over .....	231,990
10. Unrestricted Net Cost - Unallowed Costs .....	7,622,178
11. Unrestricted Rate .....	11.10%
(Line 10 ÷ Line 7) × 100	

I certify that the information contained herein conforms with the criteria in the OMB uniform administrative requirements guidance under 2 CFR 200 and education department general administrative regulations (EDGAR) 34 CFR parts 75.561 and 76.561 (b) and (c) is correct to the best of my knowledge and belief. No costs other than those incurred by this agency have been included in the indirect cost rate application. The same costs that have been treated as indirect costs have not been and will not be claimed as direct costs, and similar types of costs have been accorded consistent treatment. All expenditures detailed on the application form have been made, and records supporting them have been maintained and are available for audit.

We hereby apply for the indirect cost rates as listed above.

Accepted and approved by the Kansas State Board of Education.

August 3, 2023

\_\_\_\_\_  
Date

\_\_\_\_\_  
Date

\_\_\_\_\_  
Superintendent or other authorized official

  
Dale Brungardt, Director of School Finance

Above rates were computed by using 2021-2022 actual data from the USD budget on file with the State Department of Education. Supplementary data was furnished by the local education agency.

Please submit signed copy by August 18, 2023 to KSDE's School Finance team by emailing to Katie Albright [kalbright@ksde.org](mailto:kalbright@ksde.org).

*Kansas leads the world in the success of each student.*

# INDIRECT COST RATES



## Title & Food Service Programs

D0232 DE SOTO

2023-2024 RATES

*Calculated using 2021-2022 actual costs.*

1. Unallowed Costs .....	1,246,164
2. Restricted Direct + Unallowed Costs .....	80,522,630
3. Restricted Indirect - Unallowed Costs .....	960,607
4. Restricted Recovery Under or Over .....	339,747
5. Restricted Net Cost - Unallowed Costs .....	1,300,354
6. Restricted Rate .....	1.61%
(Line 5 ÷ Line 2) × 100	
7. Unrestricted Direct + Unallowed Costs .....	70,595,288
8. Unrestricted Indirect - Unallowed Costs .....	10,887,949
9. Unrestricted Recovery Under or Over .....	4,074,598
10. Unrestricted Net Cost - Unallowed Costs .....	14,962,547
11. Unrestricted Rate .....	21.19%
(Line 10 ÷ Line 7) × 100	

I certify that the information contained herein conforms with the criteria in the OMB uniform administrative requirements guidance under 2 CFR 200 and education department general administrative regulations (EDGAR) 34 CFR parts 75.561 and 76.561 (b) and (c) is correct to the best of my knowledge and belief. No costs other than those incurred by this agency have been included in the indirect cost rate application. The same costs that have been treated as indirect costs have not been and will not be claimed as direct costs, and similar types of costs have been accorded consistent treatment. All expenditures detailed on the application form have been made, and records supporting them have been maintained and are available for audit.

We hereby apply for the indirect cost rates as listed above.

Accepted and approved by the Kansas State Board of Education.

August 3, 2023

\_\_\_\_\_  
Date

\_\_\_\_\_  
Date

\_\_\_\_\_  
Superintendent or other authorized official

  
Dale Brungardt, Director of School Finance

Above rates were computed by using 2021-2022 actual data from the USD budget on file with the State Department of Education. Supplementary data was furnished by the local education agency.

Please submit signed copy by August 18, 2023 to KSDE's School Finance team by emailing to Katie Albright [kalbright@ksde.org](mailto:kalbright@ksde.org).

*Kansas leads the world in the success of each student.*

# INDIRECT COST RATES



## Title & Food Service Programs

D0233 OLATHE

2023-2024 RATES

*Calculated using 2021-2022 actual costs.*

1. Unallowed Costs .....	1,480,347
2. Restricted Direct + Unallowed Costs .....	412,192,892
3. Restricted Indirect - Unallowed Costs .....	12,554,971
4. Restricted Recovery Under or Over .....	-491,212
5. Restricted Net Cost - Unallowed Costs .....	12,063,759
6. Restricted Rate .....	2.93%
(Line 5 ÷ Line 2) × 100	
7. Unrestricted Direct + Unallowed Costs .....	379,583,020
8. Unrestricted Indirect - Unallowed Costs .....	45,164,843
9. Unrestricted Recovery Under or Over .....	-333,692
10. Unrestricted Net Cost - Unallowed Costs .....	44,831,151
11. Unrestricted Rate .....	11.81%
(Line 10 ÷ Line 7) × 100	

I certify that the information contained herein conforms with the criteria in the OMB uniform administrative requirements guidance under 2 CFR 200 and education department general administrative regulations (EDGAR) 34 CFR parts 75.561 and 76.561 (b) and (c) is correct to the best of my knowledge and belief. No costs other than those incurred by this agency have been included in the indirect cost rate application. The same costs that have been treated as indirect costs have not been and will not be claimed as direct costs, and similar types of costs have been accorded consistent treatment. All expenditures detailed on the application form have been made, and records supporting them have been maintained and are available for audit.

We hereby apply for the indirect cost rates as listed above.

Accepted and approved by the Kansas State Board of Education.

August 3, 2023

\_\_\_\_\_  
Date

\_\_\_\_\_  
Date

\_\_\_\_\_  
Superintendent or other authorized official

  
Dale Brungardt, Director of School Finance

Above rates were computed by using 2021-2022 actual data from the USD budget on file with the State Department of Education. Supplementary data was furnished by the local education agency.

Please submit signed copy by August 18, 2023 to KSDE's School Finance team by emailing to Katie Albright [kalbright@ksde.org](mailto:kalbright@ksde.org).

*Kansas leads the world in the success of each student.*

# INDIRECT COST RATES



## Title & Food Service Programs

D0234 FORT SCOTT

2023-2024 RATES

*Calculated using 2021-2022 actual costs.*

1. Unallowed Costs .....	359,938
2. Restricted Direct + Unallowed Costs .....	22,667,106
3. Restricted Indirect - Unallowed Costs .....	264,280
4. Restricted Recovery Under or Over .....	-463,973
5. Restricted Net Cost - Unallowed Costs .....	-199,693
6. Restricted Rate .....	0.00%
(Line 5 ÷ Line 2) × 100	
7. Unrestricted Direct + Unallowed Costs .....	20,557,676
8. Unrestricted Indirect - Unallowed Costs .....	2,373,710
9. Unrestricted Recovery Under or Over .....	-137,579
10. Unrestricted Net Cost - Unallowed Costs .....	2,236,131
11. Unrestricted Rate .....	10.88%
(Line 10 ÷ Line 7) × 100	

I certify that the information contained herein conforms with the criteria in the OMB uniform administrative requirements guidance under 2 CFR 200 and education department general administrative regulations (EDGAR) 34 CFR parts 75.561 and 76.561 (b) and (c) is correct to the best of my knowledge and belief. No costs other than those incurred by this agency have been included in the indirect cost rate application. The same costs that have been treated as indirect costs have not been and will not be claimed as direct costs, and similar types of costs have been accorded consistent treatment. All expenditures detailed on the application form have been made, and records supporting them have been maintained and are available for audit.

We hereby apply for the indirect cost rates as listed above.

Accepted and approved by the Kansas State Board of Education.

August 3, 2023

\_\_\_\_\_  
Date

\_\_\_\_\_  
Date

\_\_\_\_\_  
Superintendent or other authorized official

  
Dale Brungardt, Director of School Finance

Above rates were computed by using 2021-2022 actual data from the USD budget on file with the State Department of Education. Supplementary data was furnished by the local education agency.

Please submit signed copy by August 18, 2023 to KSDE's School Finance team by emailing to Katie Albright [kalbright@ksde.org](mailto:kalbright@ksde.org).

*Kansas leads the world in the success of each student.*

# INDIRECT COST RATES



## Title & Food Service Programs

D0235 UNIONTOWN

2023-2024 RATES

*Calculated using 2021-2022 actual costs.*

1. Unallowed Costs .....	96,338
2. Restricted Direct + Unallowed Costs .....	6,810,901
3. Restricted Indirect - Unallowed Costs .....	173,725
4. Restricted Recovery Under or Over .....	-16,160
5. Restricted Net Cost - Unallowed Costs .....	157,565
6. Restricted Rate .....	2.31%
(Line 5 ÷ Line 2) × 100	
7. Unrestricted Direct + Unallowed Costs .....	6,075,483
8. Unrestricted Indirect - Unallowed Costs .....	909,143
9. Unrestricted Recovery Under or Over .....	-103,009
10. Unrestricted Net Cost - Unallowed Costs .....	806,134
11. Unrestricted Rate .....	13.27%
(Line 10 ÷ Line 7) × 100	

I certify that the information contained herein conforms with the criteria in the OMB uniform administrative requirements guidance under 2 CFR 200 and education department general administrative regulations (EDGAR) 34 CFR parts 75.561 and 76.561 (b) and (c) is correct to the best of my knowledge and belief. No costs other than those incurred by this agency have been included in the indirect cost rate application. The same costs that have been treated as indirect costs have not been and will not be claimed as direct costs, and similar types of costs have been accorded consistent treatment. All expenditures detailed on the application form have been made, and records supporting them have been maintained and are available for audit.

We hereby apply for the indirect cost rates as listed above.

Accepted and approved by the Kansas State Board of Education.

August 3, 2023

\_\_\_\_\_  
Date

\_\_\_\_\_  
Date

\_\_\_\_\_  
Superintendent or other authorized official

  
Dale Brungardt, Director of School Finance

Above rates were computed by using 2021-2022 actual data from the USD budget on file with the State Department of Education. Supplementary data was furnished by the local education agency.

Please submit signed copy by August 18, 2023 to KSDE's School Finance team by emailing to Katie Albright [kalbright@ksde.org](mailto:kalbright@ksde.org).

*Kansas leads the world in the success of each student.*

# INDIRECT COST RATES



## Title & Food Service Programs

D0237 SMITH CENTER

2023-2024 RATES

*Calculated using 2021-2022 actual costs.*

1. Unallowed Costs .....	121,955
2. Restricted Direct + Unallowed Costs .....	6,228,342
3. Restricted Indirect - Unallowed Costs .....	192,111
4. Restricted Recovery Under or Over .....	-12,054
5. Restricted Net Cost - Unallowed Costs .....	180,057
6. Restricted Rate .....	2.89%
(Line 5 ÷ Line 2) × 100	
7. Unrestricted Direct + Unallowed Costs .....	5,522,667
8. Unrestricted Indirect - Unallowed Costs .....	897,786
9. Unrestricted Recovery Under or Over .....	7,937
10. Unrestricted Net Cost - Unallowed Costs .....	905,723
11. Unrestricted Rate .....	16.40%
(Line 10 ÷ Line 7) × 100	

I certify that the information contained herein conforms with the criteria in the OMB uniform administrative requirements guidance under 2 CFR 200 and education department general administrative regulations (EDGAR) 34 CFR parts 75.561 and 76.561 (b) and (c) is correct to the best of my knowledge and belief. No costs other than those incurred by this agency have been included in the indirect cost rate application. The same costs that have been treated as indirect costs have not been and will not be claimed as direct costs, and similar types of costs have been accorded consistent treatment. All expenditures detailed on the application form have been made, and records supporting them have been maintained and are available for audit.

We hereby apply for the indirect cost rates as listed above.

Accepted and approved by the Kansas State Board of Education.

August 3, 2023

\_\_\_\_\_  
Date

\_\_\_\_\_  
Date

\_\_\_\_\_  
Superintendent or other authorized official

  
Dale Brungardt, Director of School Finance

Above rates were computed by using 2021-2022 actual data from the USD budget on file with the State Department of Education. Supplementary data was furnished by the local education agency.

Please submit signed copy by August 18, 2023 to KSDE's School Finance team by emailing to Katie Albright [kalbright@ksde.org](mailto:kalbright@ksde.org).

*Kansas leads the world in the success of each student.*

# INDIRECT COST RATES



## Title & Food Service Programs

D0239 NORTH OTTAWA COUNTY

2023-2024 RATES

*Calculated using 2021-2022 actual costs.*

1. Unallowed Costs .....	134,287
2. Restricted Direct + Unallowed Costs .....	8,960,412
3. Restricted Indirect - Unallowed Costs .....	136,870
4. Restricted Recovery Under or Over .....	-50,186
5. Restricted Net Cost - Unallowed Costs .....	86,684
6. Restricted Rate .....	0.97%
(Line 5 ÷ Line 2) × 100	
7. Unrestricted Direct + Unallowed Costs .....	8,173,181
8. Unrestricted Indirect - Unallowed Costs .....	924,101
9. Unrestricted Recovery Under or Over .....	-98,575
10. Unrestricted Net Cost - Unallowed Costs .....	825,526
11. Unrestricted Rate .....	10.10%
(Line 10 ÷ Line 7) × 100	

I certify that the information contained herein conforms with the criteria in the OMB uniform administrative requirements guidance under 2 CFR 200 and education department general administrative regulations (EDGAR) 34 CFR parts 75.561 and 76.561 (b) and (c) is correct to the best of my knowledge and belief. No costs other than those incurred by this agency have been included in the indirect cost rate application. The same costs that have been treated as indirect costs have not been and will not be claimed as direct costs, and similar types of costs have been accorded consistent treatment. All expenditures detailed on the application form have been made, and records supporting them have been maintained and are available for audit.

We hereby apply for the indirect cost rates as listed above.

Accepted and approved by the Kansas State Board of Education.

August 3, 2023

\_\_\_\_\_  
Date

\_\_\_\_\_  
Date

\_\_\_\_\_  
Superintendent or other authorized official

  
Dale Brungardt, Director of School Finance

Above rates were computed by using 2021-2022 actual data from the USD budget on file with the State Department of Education. Supplementary data was furnished by the local education agency.

Please submit signed copy by August 18, 2023 to KSDE's School Finance team by emailing to Katie Albright [kalbright@ksde.org](mailto:kalbright@ksde.org).

*Kansas leads the world in the success of each student.*

# INDIRECT COST RATES



## Title & Food Service Programs

D0240 TWIN VALLEY

2023-2024 RATES

*Calculated using 2021-2022 actual costs.*

1. Unallowed Costs .....	125,961
2. Restricted Direct + Unallowed Costs .....	7,740,734
3. Restricted Indirect - Unallowed Costs .....	480,049
4. Restricted Recovery Under or Over .....	-75,395
5. Restricted Net Cost - Unallowed Costs .....	404,654
6. Restricted Rate .....	5.23%
(Line 5 ÷ Line 2) × 100	
7. Unrestricted Direct + Unallowed Costs .....	7,090,158
8. Unrestricted Indirect - Unallowed Costs .....	1,130,625
9. Unrestricted Recovery Under or Over .....	-120,785
10. Unrestricted Net Cost - Unallowed Costs .....	1,009,840
11. Unrestricted Rate .....	14.24%
(Line 10 ÷ Line 7) × 100	

I certify that the information contained herein conforms with the criteria in the OMB uniform administrative requirements guidance under 2 CFR 200 and education department general administrative regulations (EDGAR) 34 CFR parts 75.561 and 76.561 (b) and (c) is correct to the best of my knowledge and belief. No costs other than those incurred by this agency have been included in the indirect cost rate application. The same costs that have been treated as indirect costs have not been and will not be claimed as direct costs, and similar types of costs have been accorded consistent treatment. All expenditures detailed on the application form have been made, and records supporting them have been maintained and are available for audit.

We hereby apply for the indirect cost rates as listed above.

Accepted and approved by the Kansas State Board of Education.

August 3, 2023

\_\_\_\_\_  
Date

\_\_\_\_\_  
Date

\_\_\_\_\_  
Superintendent or other authorized official

  
Dale Brungardt, Director of School Finance

Above rates were computed by using 2021-2022 actual data from the USD budget on file with the State Department of Education. Supplementary data was furnished by the local education agency.

Please submit signed copy by August 18, 2023 to KSDE's School Finance team by emailing to Katie Albright [kalbright@ksde.org](mailto:kalbright@ksde.org).

*Kansas leads the world in the success of each student.*



# INDIRECT COST RATES



## Title & Food Service Programs

D0241 WALLACE COUNTY SCHOOLS

2023-2024 RATES

*Calculated using 2021-2022 actual costs.*

1. Unallowed Costs .....	81,886
2. Restricted Direct + Unallowed Costs .....	2,752,324
3. Restricted Indirect - Unallowed Costs .....	345,687
4. Restricted Recovery Under or Over .....	121,012
5. Restricted Net Cost - Unallowed Costs .....	466,699
6. Restricted Rate .....	16.96%
(Line 5 ÷ Line 2) × 100	
7. Unrestricted Direct + Unallowed Costs .....	2,454,359
8. Unrestricted Indirect - Unallowed Costs .....	643,652
9. Unrestricted Recovery Under or Over .....	170,937
10. Unrestricted Net Cost - Unallowed Costs .....	814,589
11. Unrestricted Rate .....	33.19%
(Line 10 ÷ Line 7) × 100	

I certify that the information contained herein conforms with the criteria in the OMB uniform administrative requirements guidance under 2 CFR 200 and education department general administrative regulations (EDGAR) 34 CFR parts 75.561 and 76.561 (b) and (c) is correct to the best of my knowledge and belief. No costs other than those incurred by this agency have been included in the indirect cost rate application. The same costs that have been treated as indirect costs have not been and will not be claimed as direct costs, and similar types of costs have been accorded consistent treatment. All expenditures detailed on the application form have been made, and records supporting them have been maintained and are available for audit.

We hereby apply for the indirect cost rates as listed above.

Accepted and approved by the Kansas State Board of Education.

August 3, 2023

\_\_\_\_\_  
Date

\_\_\_\_\_  
Date

\_\_\_\_\_  
Superintendent or other authorized official

  
Dale Brungardt, Director of School Finance

Above rates were computed by using 2021-2022 actual data from the USD budget on file with the State Department of Education. Supplementary data was furnished by the local education agency.

Please submit signed copy by August 18, 2023 to KSDE's School Finance team by emailing to Katie Albright [kalbright@ksde.org](mailto:kalbright@ksde.org).

*Kansas leads the world in the success of each student.*

# INDIRECT COST RATES



## Title & Food Service Programs

D0242 WESKAN

2023-2024 RATES

*Calculated using 2021-2022 actual costs.*

1. Unallowed Costs .....	40,767
2. Restricted Direct + Unallowed Costs .....	1,740,719
3. Restricted Indirect - Unallowed Costs .....	38,777
4. Restricted Recovery Under or Over .....	-19,461
5. Restricted Net Cost - Unallowed Costs .....	19,316
6. Restricted Rate .....	1.11%
(Line 5 ÷ Line 2) × 100	
7. Unrestricted Direct + Unallowed Costs .....	1,502,797
8. Unrestricted Indirect - Unallowed Costs .....	276,699
9. Unrestricted Recovery Under or Over .....	108,710
10. Unrestricted Net Cost - Unallowed Costs .....	385,409
11. Unrestricted Rate .....	25.65%
(Line 10 ÷ Line 7) × 100	

I certify that the information contained herein conforms with the criteria in the OMB uniform administrative requirements guidance under 2 CFR 200 and education department general administrative regulations (EDGAR) 34 CFR parts 75.561 and 76.561 (b) and (c) is correct to the best of my knowledge and belief. No costs other than those incurred by this agency have been included in the indirect cost rate application. The same costs that have been treated as indirect costs have not been and will not be claimed as direct costs, and similar types of costs have been accorded consistent treatment. All expenditures detailed on the application form have been made, and records supporting them have been maintained and are available for audit.

We hereby apply for the indirect cost rates as listed above.

Accepted and approved by the Kansas State Board of Education.

August 3, 2023

\_\_\_\_\_  
Date

\_\_\_\_\_  
Date

\_\_\_\_\_  
Superintendent or other authorized official

  
Dale Brungardt, Director of School Finance

Above rates were computed by using 2021-2022 actual data from the USD budget on file with the State Department of Education. Supplementary data was furnished by the local education agency.

Please submit signed copy by August 18, 2023 to KSDE's School Finance team by emailing to Katie Albright [kalbright@ksde.org](mailto:kalbright@ksde.org).

*Kansas leads the world in the success of each student.*

# INDIRECT COST RATES



## Title & Food Service Programs

D0243 LEBO-WAVERLY

2023-2024 RATES

*Calculated using 2021-2022 actual costs.*

1. Unallowed Costs .....	134,566
2. Restricted Direct + Unallowed Costs .....	6,886,918
3. Restricted Indirect - Unallowed Costs .....	138,837
4. Restricted Recovery Under or Over .....	-21,157
5. Restricted Net Cost - Unallowed Costs .....	117,680
6. Restricted Rate .....	1.71%
(Line 5 ÷ Line 2) × 100	
7. Unrestricted Direct + Unallowed Costs .....	5,984,771
8. Unrestricted Indirect - Unallowed Costs .....	1,040,984
9. Unrestricted Recovery Under or Over .....	512,785
10. Unrestricted Net Cost - Unallowed Costs .....	1,553,769
11. Unrestricted Rate .....	25.96%
(Line 10 ÷ Line 7) × 100	

I certify that the information contained herein conforms with the criteria in the OMB uniform administrative requirements guidance under 2 CFR 200 and education department general administrative regulations (EDGAR) 34 CFR parts 75.561 and 76.561 (b) and (c) is correct to the best of my knowledge and belief. No costs other than those incurred by this agency have been included in the indirect cost rate application. The same costs that have been treated as indirect costs have not been and will not be claimed as direct costs, and similar types of costs have been accorded consistent treatment. All expenditures detailed on the application form have been made, and records supporting them have been maintained and are available for audit.

We hereby apply for the indirect cost rates as listed above.

Accepted and approved by the Kansas State Board of Education.

August 3, 2023

\_\_\_\_\_  
Date

\_\_\_\_\_  
Date

\_\_\_\_\_  
Superintendent or other authorized official

  
Dale Brungardt, Director of School Finance

Above rates were computed by using 2021-2022 actual data from the USD budget on file with the State Department of Education. Supplementary data was furnished by the local education agency.

Please submit signed copy by August 18, 2023 to KSDE's School Finance team by emailing to Katie Albright [kalbright@ksde.org](mailto:kalbright@ksde.org).

*Kansas leads the world in the success of each student.*

# INDIRECT COST RATES



## Title & Food Service Programs

D0244 BURLINGTON

2023-2024 RATES

*Calculated using 2021-2022 actual costs.*

1. Unallowed Costs .....	150,252
2. Restricted Direct + Unallowed Costs .....	12,653,268
3. Restricted Indirect - Unallowed Costs .....	246,981
4. Restricted Recovery Under or Over .....	60,966
5. Restricted Net Cost - Unallowed Costs .....	307,947
6. Restricted Rate .....	2.43%
(Line 5 ÷ Line 2) × 100	
7. Unrestricted Direct + Unallowed Costs .....	11,405,306
8. Unrestricted Indirect - Unallowed Costs .....	1,494,943
9. Unrestricted Recovery Under or Over .....	395,430
10. Unrestricted Net Cost - Unallowed Costs .....	1,890,373
11. Unrestricted Rate .....	16.57%
(Line 10 ÷ Line 7) × 100	

I certify that the information contained herein conforms with the criteria in the OMB uniform administrative requirements guidance under 2 CFR 200 and education department general administrative regulations (EDGAR) 34 CFR parts 75.561 and 76.561 (b) and (c) is correct to the best of my knowledge and belief. No costs other than those incurred by this agency have been included in the indirect cost rate application. The same costs that have been treated as indirect costs have not been and will not be claimed as direct costs, and similar types of costs have been accorded consistent treatment. All expenditures detailed on the application form have been made, and records supporting them have been maintained and are available for audit.

We hereby apply for the indirect cost rates as listed above.

Accepted and approved by the Kansas State Board of Education.

August 3, 2023

\_\_\_\_\_  
Date

\_\_\_\_\_  
Date

\_\_\_\_\_  
Superintendent or other authorized official

  
Dale Brungardt, Director of School Finance

Above rates were computed by using 2021-2022 actual data from the USD budget on file with the State Department of Education. Supplementary data was furnished by the local education agency.

Please submit signed copy by August 18, 2023 to KSDE's School Finance team by emailing to Katie Albright [kalbright@ksde.org](mailto:kalbright@ksde.org).

*Kansas leads the world in the success of each student.*

# INDIRECT COST RATES



## Title & Food Service Programs

D0245 LEROY-GRIDLEY

2023-2024 RATES

*Calculated using 2021-2022 actual costs.*

1. Unallowed Costs .....	58,637
2. Restricted Direct + Unallowed Costs .....	3,605,272
3. Restricted Indirect - Unallowed Costs .....	172,511
4. Restricted Recovery Under or Over .....	101,964
5. Restricted Net Cost - Unallowed Costs .....	274,475
6. Restricted Rate .....	7.61%
(Line 5 ÷ Line 2) × 100	
7. Unrestricted Direct + Unallowed Costs .....	3,342,147
8. Unrestricted Indirect - Unallowed Costs .....	435,636
9. Unrestricted Recovery Under or Over .....	52,837
10. Unrestricted Net Cost - Unallowed Costs .....	488,473
11. Unrestricted Rate .....	14.62%
(Line 10 ÷ Line 7) × 100	

I certify that the information contained herein conforms with the criteria in the OMB uniform administrative requirements guidance under 2 CFR 200 and education department general administrative regulations (EDGAR) 34 CFR parts 75.561 and 76.561 (b) and (c) is correct to the best of my knowledge and belief. No costs other than those incurred by this agency have been included in the indirect cost rate application. The same costs that have been treated as indirect costs have not been and will not be claimed as direct costs, and similar types of costs have been accorded consistent treatment. All expenditures detailed on the application form have been made, and records supporting them have been maintained and are available for audit.

We hereby apply for the indirect cost rates as listed above.

Accepted and approved by the Kansas State Board of Education.

August 3, 2023

\_\_\_\_\_  
Date

\_\_\_\_\_  
Date

\_\_\_\_\_  
Superintendent or other authorized official

  
Dale Brungardt, Director of School Finance

Above rates were computed by using 2021-2022 actual data from the USD budget on file with the State Department of Education. Supplementary data was furnished by the local education agency.

Please submit signed copy by August 18, 2023 to KSDE's School Finance team by emailing to Katie Albright [kalbright@ksde.org](mailto:kalbright@ksde.org).

*Kansas leads the world in the success of each student.*

# INDIRECT COST RATES



## Title & Food Service Programs

D0246 NORTHEAST

2023-2024 RATES

*Calculated using 2021-2022 actual costs.*

1. Unallowed Costs .....	126,084
2. Restricted Direct + Unallowed Costs .....	6,777,502
3. Restricted Indirect - Unallowed Costs .....	254,827
4. Restricted Recovery Under or Over .....	27,167
5. Restricted Net Cost - Unallowed Costs .....	281,994
6. Restricted Rate .....	4.16%
(Line 5 ÷ Line 2) × 100	
7. Unrestricted Direct + Unallowed Costs .....	6,271,794
8. Unrestricted Indirect - Unallowed Costs .....	760,535
9. Unrestricted Recovery Under or Over .....	73,837
10. Unrestricted Net Cost - Unallowed Costs .....	834,372
11. Unrestricted Rate .....	13.30%
(Line 10 ÷ Line 7) × 100	

I certify that the information contained herein conforms with the criteria in the OMB uniform administrative requirements guidance under 2 CFR 200 and education department general administrative regulations (EDGAR) 34 CFR parts 75.561 and 76.561 (b) and (c) is correct to the best of my knowledge and belief. No costs other than those incurred by this agency have been included in the indirect cost rate application. The same costs that have been treated as indirect costs have not been and will not be claimed as direct costs, and similar types of costs have been accorded consistent treatment. All expenditures detailed on the application form have been made, and records supporting them have been maintained and are available for audit.

We hereby apply for the indirect cost rates as listed above.

Accepted and approved by the Kansas State Board of Education.

August 3, 2023

\_\_\_\_\_  
Date

\_\_\_\_\_  
Date

\_\_\_\_\_  
Superintendent or other authorized official

  
Dale Brungardt, Director of School Finance

Above rates were computed by using 2021-2022 actual data from the USD budget on file with the State Department of Education. Supplementary data was furnished by the local education agency.

Please submit signed copy by August 18, 2023 to KSDE's School Finance team by emailing to Katie Albright [kalbright@ksde.org](mailto:kalbright@ksde.org).

*Kansas leads the world in the success of each student.*

# INDIRECT COST RATES



## Title & Food Service Programs

D0247 CHEROKEE

2023-2024 RATES

*Calculated using 2021-2022 actual costs.*

1. Unallowed Costs .....	139,655
2. Restricted Direct + Unallowed Costs .....	7,525,908
3. Restricted Indirect - Unallowed Costs .....	218,925
4. Restricted Recovery Under or Over .....	26,007
5. Restricted Net Cost - Unallowed Costs .....	244,932
6. Restricted Rate .....	3.25%
(Line 5 ÷ Line 2) × 100	
7. Unrestricted Direct + Unallowed Costs .....	6,723,990
8. Unrestricted Indirect - Unallowed Costs .....	1,020,843
9. Unrestricted Recovery Under or Over .....	100,436
10. Unrestricted Net Cost - Unallowed Costs .....	1,121,279
11. Unrestricted Rate .....	16.68%
(Line 10 ÷ Line 7) × 100	

I certify that the information contained herein conforms with the criteria in the OMB uniform administrative requirements guidance under 2 CFR 200 and education department general administrative regulations (EDGAR) 34 CFR parts 75.561 and 76.561 (b) and (c) is correct to the best of my knowledge and belief. No costs other than those incurred by this agency have been included in the indirect cost rate application. The same costs that have been treated as indirect costs have not been and will not be claimed as direct costs, and similar types of costs have been accorded consistent treatment. All expenditures detailed on the application form have been made, and records supporting them have been maintained and are available for audit.

We hereby apply for the indirect cost rates as listed above.

Accepted and approved by the Kansas State Board of Education.

August 3, 2023

\_\_\_\_\_  
Date

\_\_\_\_\_  
Date

\_\_\_\_\_  
Superintendent or other authorized official

  
Dale Brungardt, Director of School Finance

Above rates were computed by using 2021-2022 actual data from the USD budget on file with the State Department of Education. Supplementary data was furnished by the local education agency.

Please submit signed copy by August 18, 2023 to KSDE's School Finance team by emailing to Katie Albright [kalbright@ksde.org](mailto:kalbright@ksde.org).

*Kansas leads the world in the success of each student.*

# INDIRECT COST RATES



## Title & Food Service Programs

D0248 GIRARD

2023-2024 RATES

*Calculated using 2021-2022 actual costs.*

1. Unallowed Costs .....	186,984
2. Restricted Direct + Unallowed Costs .....	12,540,248
3. Restricted Indirect - Unallowed Costs .....	416,585
4. Restricted Recovery Under or Over .....	-10,559
5. Restricted Net Cost - Unallowed Costs .....	406,026
6. Restricted Rate .....	3.24%
(Line 5 ÷ Line 2) × 100	
7. Unrestricted Direct + Unallowed Costs .....	11,161,698
8. Unrestricted Indirect - Unallowed Costs .....	1,795,135
9. Unrestricted Recovery Under or Over .....	60,009
10. Unrestricted Net Cost - Unallowed Costs .....	1,855,144
11. Unrestricted Rate .....	16.62%
(Line 10 ÷ Line 7) × 100	

I certify that the information contained herein conforms with the criteria in the OMB uniform administrative requirements guidance under 2 CFR 200 and education department general administrative regulations (EDGAR) 34 CFR parts 75.561 and 76.561 (b) and (c) is correct to the best of my knowledge and belief. No costs other than those incurred by this agency have been included in the indirect cost rate application. The same costs that have been treated as indirect costs have not been and will not be claimed as direct costs, and similar types of costs have been accorded consistent treatment. All expenditures detailed on the application form have been made, and records supporting them have been maintained and are available for audit.

We hereby apply for the indirect cost rates as listed above.


Accepted and approved by the Kansas State Board of Education.

August 3, 2023

\_\_\_\_\_  
Date

\_\_\_\_\_  
Date

\_\_\_\_\_  
Superintendent or other authorized official

  
Dale Brungardt, Director of School Finance

Above rates were computed by using 2021-2022 actual data from the USD budget on file with the State Department of Education. Supplementary data was furnished by the local education agency.

Please submit signed copy by August 18, 2023 to KSDE's School Finance team by emailing to Katie Albright [kalbright@ksde.org](mailto:kalbright@ksde.org).

*Kansas leads the world in the success of each student.*



# INDIRECT COST RATES



## Title & Food Service Programs

D0249 FRONTENAC PUBLIC SCHOOLS

2023-2024 RATES

*Calculated using 2021-2022 actual costs.*

1. Unallowed Costs .....	149,761
2. Restricted Direct + Unallowed Costs.....	11,092,136
3. Restricted Indirect - Unallowed Costs.....	248,323
4. Restricted Recovery Under or Over.....	63,193
5. Restricted Net Cost - Unallowed Costs.....	311,516
6. Restricted Rate .....	2.81%
(Line 5 ÷ Line 2) × 100	
7. Unrestricted Direct + Unallowed Costs.....	10,133,651
8. Unrestricted Indirect - Unallowed Costs.....	1,206,808
9. Unrestricted Recovery Under or Over.....	173,445
10. Unrestricted Net Cost - Unallowed Costs.....	1,380,253
11. Unrestricted Rate.....	13.62%
(Line 10 ÷ Line 7) × 100	

I certify that the information contained herein conforms with the criteria in the OMB uniform administrative requirements guidance under 2 CFR 200 and education department general administrative regulations (EDGAR) 34 CFR parts 75.561 and 76.561 (b) and (c) is correct to the best of my knowledge and belief. No costs other than those incurred by this agency have been included in the indirect cost rate application. The same costs that have been treated as indirect costs have not been and will not be claimed as direct costs, and similar types of costs have been accorded consistent treatment. All expenditures detailed on the application form have been made, and records supporting them have been maintained and are available for audit.

We hereby apply for the indirect cost rates as listed above.

Accepted and approved by the Kansas State Board of Education.

August 3, 2023

\_\_\_\_\_  
Date

\_\_\_\_\_  
Date

\_\_\_\_\_  
Superintendent or other authorized official

  
Dale Brungardt, Director of School Finance

Above rates were computed by using 2021-2022 actual data from the USD budget on file with the State Department of Education. Supplementary data was furnished by the local education agency.

Please submit signed copy by August 18, 2023 to KSDE's School Finance team by emailing to Katie Albright [kalbright@ksde.org](mailto:kalbright@ksde.org).

*Kansas leads the world in the success of each student.*

# INDIRECT COST RATES



## Title & Food Service Programs

D0250 PITTSBURG

2023-2024 RATES

*Calculated using 2021-2022 actual costs.*

1. Unallowed Costs .....	465,617
2. Restricted Direct + Unallowed Costs .....	39,351,645
3. Restricted Indirect - Unallowed Costs .....	1,139,613
4. Restricted Recovery Under or Over .....	-135,640
5. Restricted Net Cost - Unallowed Costs .....	1,003,973
6. Restricted Rate .....	2.55%
(Line 5 ÷ Line 2) × 100	
7. Unrestricted Direct + Unallowed Costs .....	36,307,803
8. Unrestricted Indirect - Unallowed Costs .....	4,183,455
9. Unrestricted Recovery Under or Over .....	671,668
10. Unrestricted Net Cost - Unallowed Costs .....	4,855,123
11. Unrestricted Rate .....	13.37%
(Line 10 ÷ Line 7) × 100	

I certify that the information contained herein conforms with the criteria in the OMB uniform administrative requirements guidance under 2 CFR 200 and education department general administrative regulations (EDGAR) 34 CFR parts 75.561 and 76.561 (b) and (c) is correct to the best of my knowledge and belief. No costs other than those incurred by this agency have been included in the indirect cost rate application. The same costs that have been treated as indirect costs have not been and will not be claimed as direct costs, and similar types of costs have been accorded consistent treatment. All expenditures detailed on the application form have been made, and records supporting them have been maintained and are available for audit.

We hereby apply for the indirect cost rates as listed above.

Accepted and approved by the Kansas State Board of Education.

August 3, 2023

\_\_\_\_\_  
Date

\_\_\_\_\_  
Date

\_\_\_\_\_  
Superintendent or other authorized official

  
Dale Brungardt, Director of School Finance

Above rates were computed by using 2021-2022 actual data from the USD budget on file with the State Department of Education. Supplementary data was furnished by the local education agency.

Please submit signed copy by August 18, 2023 to KSDE's School Finance team by emailing to Katie Albright [kalbright@ksde.org](mailto:kalbright@ksde.org).

*Kansas leads the world in the success of each student.*

# INDIRECT COST RATES



## Title & Food Service Programs

D0251 NORTH LYON COUNTY

2023-2024 RATES

*Calculated using 2021-2022 actual costs.*

1. Unallowed Costs .....	133,212
2. Restricted Direct + Unallowed Costs .....	5,452,515
3. Restricted Indirect - Unallowed Costs .....	474,655
4. Restricted Recovery Under or Over .....	108,305
5. Restricted Net Cost - Unallowed Costs .....	582,960
6. Restricted Rate .....	10.69%
(Line 5 ÷ Line 2) × 100	
7. Unrestricted Direct + Unallowed Costs .....	5,103,206
8. Unrestricted Indirect - Unallowed Costs .....	823,964
9. Unrestricted Recovery Under or Over .....	-36,180
10. Unrestricted Net Cost - Unallowed Costs .....	787,784
11. Unrestricted Rate .....	15.44%
(Line 10 ÷ Line 7) × 100	

I certify that the information contained herein conforms with the criteria in the OMB uniform administrative requirements guidance under 2 CFR 200 and education department general administrative regulations (EDGAR) 34 CFR parts 75.561 and 76.561 (b) and (c) is correct to the best of my knowledge and belief. No costs other than those incurred by this agency have been included in the indirect cost rate application. The same costs that have been treated as indirect costs have not been and will not be claimed as direct costs, and similar types of costs have been accorded consistent treatment. All expenditures detailed on the application form have been made, and records supporting them have been maintained and are available for audit.

We hereby apply for the indirect cost rates as listed above.

Accepted and approved by the Kansas State Board of Education.

August 3, 2023

\_\_\_\_\_  
Date

\_\_\_\_\_  
Date

\_\_\_\_\_  
Superintendent or other authorized official

  
Dale Brungardt, Director of School Finance

Above rates were computed by using 2021-2022 actual data from the USD budget on file with the State Department of Education. Supplementary data was furnished by the local education agency.

Please submit signed copy by August 18, 2023 to KSDE's School Finance team by emailing to Katie Albright [kalbright@ksde.org](mailto:kalbright@ksde.org).

*Kansas leads the world in the success of each student.*

# INDIRECT COST RATES



## Title & Food Service Programs

D0252 SOUTHERN LYON COUNTY

2023-2024 RATES

*Calculated using 2021-2022 actual costs.*

1. Unallowed Costs .....	155,851
2. Restricted Direct + Unallowed Costs .....	7,836,683
3. Restricted Indirect - Unallowed Costs .....	220,407
4. Restricted Recovery Under or Over .....	10,522
5. Restricted Net Cost - Unallowed Costs .....	230,929
6. Restricted Rate .....	2.95%
(Line 5 ÷ Line 2) × 100	
7. Unrestricted Direct + Unallowed Costs .....	7,138,327
8. Unrestricted Indirect - Unallowed Costs .....	918,763
9. Unrestricted Recovery Under or Over .....	25,897
10. Unrestricted Net Cost - Unallowed Costs .....	944,660
11. Unrestricted Rate .....	13.23%
(Line 10 ÷ Line 7) × 100	

I certify that the information contained herein conforms with the criteria in the OMB uniform administrative requirements guidance under 2 CFR 200 and education department general administrative regulations (EDGAR) 34 CFR parts 75.561 and 76.561 (b) and (c) is correct to the best of my knowledge and belief. No costs other than those incurred by this agency have been included in the indirect cost rate application. The same costs that have been treated as indirect costs have not been and will not be claimed as direct costs, and similar types of costs have been accorded consistent treatment. All expenditures detailed on the application form have been made, and records supporting them have been maintained and are available for audit.

We hereby apply for the indirect cost rates as listed above.

Accepted and approved by the Kansas State Board of Education.

August 3, 2023

\_\_\_\_\_  
Date

\_\_\_\_\_  
Date

\_\_\_\_\_  
Superintendent or other authorized official

  
Dale Brungardt, Director of School Finance

Above rates were computed by using 2021-2022 actual data from the USD budget on file with the State Department of Education. Supplementary data was furnished by the local education agency.

Please submit signed copy by August 18, 2023 to KSDE's School Finance team by emailing to Katie Albright [kalbright@ksde.org](mailto:kalbright@ksde.org).

*Kansas leads the world in the success of each student.*

# INDIRECT COST RATES



## Title & Food Service Programs

D0253 EMPORIA

2023-2024 RATES

*Calculated using 2021-2022 actual costs.*

1. Unallowed Costs .....	878,847
2. Restricted Direct + Unallowed Costs .....	50,991,209
3. Restricted Indirect - Unallowed Costs .....	1,197,568
4. Restricted Recovery Under or Over .....	49,092
5. Restricted Net Cost - Unallowed Costs .....	1,246,660
6. Restricted Rate .....	2.44%
(Line 5 ÷ Line 2) × 100	
7. Unrestricted Direct + Unallowed Costs .....	47,071,399
8. Unrestricted Indirect - Unallowed Costs .....	5,117,378
9. Unrestricted Recovery Under or Over .....	509,674
10. Unrestricted Net Cost - Unallowed Costs .....	5,627,052
11. Unrestricted Rate .....	11.95%
(Line 10 ÷ Line 7) × 100	

I certify that the information contained herein conforms with the criteria in the OMB uniform administrative requirements guidance under 2 CFR 200 and education department general administrative regulations (EDGAR) 34 CFR parts 75.561 and 76.561 (b) and (c) is correct to the best of my knowledge and belief. No costs other than those incurred by this agency have been included in the indirect cost rate application. The same costs that have been treated as indirect costs have not been and will not be claimed as direct costs, and similar types of costs have been accorded consistent treatment. All expenditures detailed on the application form have been made, and records supporting them have been maintained and are available for audit.

We hereby apply for the indirect cost rates as listed above.

Accepted and approved by the Kansas State Board of Education.

August 3, 2023

\_\_\_\_\_  
Date

\_\_\_\_\_  
Date

\_\_\_\_\_  
Superintendent or other authorized official

  
Dale Brungardt, Director of School Finance

Above rates were computed by using 2021-2022 actual data from the USD budget on file with the State Department of Education. Supplementary data was furnished by the local education agency.

Please submit signed copy by August 18, 2023 to KSDE's School Finance team by emailing to Katie Albright [kalbright@ksde.org](mailto:kalbright@ksde.org).

*Kansas leads the world in the success of each student.*

# INDIRECT COST RATES



## Title & Food Service Programs

D0254 BARBER COUNTY NORTH

2023-2024 RATES

*Calculated using 2021-2022 actual costs.*

1. Unallowed Costs .....	124,770
2. Restricted Direct + Unallowed Costs .....	7,514,189
3. Restricted Indirect - Unallowed Costs .....	204,152
4. Restricted Recovery Under or Over .....	-5,333
5. Restricted Net Cost - Unallowed Costs .....	198,819
6. Restricted Rate .....	2.65%
(Line 5 ÷ Line 2) × 100	
7. Unrestricted Direct + Unallowed Costs .....	6,600,478
8. Unrestricted Indirect - Unallowed Costs .....	1,117,863
9. Unrestricted Recovery Under or Over .....	-119,144
10. Unrestricted Net Cost - Unallowed Costs .....	998,719
11. Unrestricted Rate .....	15.13%
(Line 10 ÷ Line 7) × 100	

I certify that the information contained herein conforms with the criteria in the OMB uniform administrative requirements guidance under 2 CFR 200 and education department general administrative regulations (EDGAR) 34 CFR parts 75.561 and 76.561 (b) and (c) is correct to the best of my knowledge and belief. No costs other than those incurred by this agency have been included in the indirect cost rate application. The same costs that have been treated as indirect costs have not been and will not be claimed as direct costs, and similar types of costs have been accorded consistent treatment. All expenditures detailed on the application form have been made, and records supporting them have been maintained and are available for audit.

We hereby apply for the indirect cost rates as listed above.

Accepted and approved by the Kansas State Board of Education.

August 3, 2023

\_\_\_\_\_  
Date

\_\_\_\_\_  
Date

\_\_\_\_\_  
Superintendent or other authorized official

  
Dale Brungardt, Director of School Finance

Above rates were computed by using 2021-2022 actual data from the USD budget on file with the State Department of Education. Supplementary data was furnished by the local education agency.

Please submit signed copy by August 18, 2023 to KSDE's School Finance team by emailing to Katie Albright [kalbright@ksde.org](mailto:kalbright@ksde.org).

*Kansas leads the world in the success of each student.*

# INDIRECT COST RATES



## Title & Food Service Programs

D0255 SOUTH BARBER

2023-2024 RATES

*Calculated using 2021-2022 actual costs.*

1. Unallowed Costs .....	88,072
2. Restricted Direct + Unallowed Costs .....	3,613,838
3. Restricted Indirect - Unallowed Costs .....	94,725
4. Restricted Recovery Under or Over .....	-13,214
5. Restricted Net Cost - Unallowed Costs .....	81,511
6. Restricted Rate .....	2.26%
(Line 5 ÷ Line 2) × 100	
7. Unrestricted Direct + Unallowed Costs .....	3,276,904
8. Unrestricted Indirect - Unallowed Costs .....	431,659
9. Unrestricted Recovery Under or Over .....	-65,413
10. Unrestricted Net Cost - Unallowed Costs .....	366,246
11. Unrestricted Rate .....	11.18%
(Line 10 ÷ Line 7) × 100	

I certify that the information contained herein conforms with the criteria in the OMB uniform administrative requirements guidance under 2 CFR 200 and education department general administrative regulations (EDGAR) 34 CFR parts 75.561 and 76.561 (b) and (c) is correct to the best of my knowledge and belief. No costs other than those incurred by this agency have been included in the indirect cost rate application. The same costs that have been treated as indirect costs have not been and will not be claimed as direct costs, and similar types of costs have been accorded consistent treatment. All expenditures detailed on the application form have been made, and records supporting them have been maintained and are available for audit.

We hereby apply for the indirect cost rates as listed above.

Accepted and approved by the Kansas State Board of Education.

August 3, 2023

\_\_\_\_\_  
Date

\_\_\_\_\_  
Date

\_\_\_\_\_  
Superintendent or other authorized official

  
Dale Brungardt, Director of School Finance

Above rates were computed by using 2021-2022 actual data from the USD budget on file with the State Department of Education. Supplementary data was furnished by the local education agency.

Please submit signed copy by August 18, 2023 to KSDE's School Finance team by emailing to Katie Albright [kalbright@ksde.org](mailto:kalbright@ksde.org).

*Kansas leads the world in the success of each student.*

# INDIRECT COST RATES



## Title & Food Service Programs

D0256 MARMATON VALLEY

2023-2024 RATES

*Calculated using 2021-2022 actual costs.*

1. Unallowed Costs .....	55,110
2. Restricted Direct + Unallowed Costs .....	4,203,529
3. Restricted Indirect - Unallowed Costs .....	163,939
4. Restricted Recovery Under or Over .....	16,145
5. Restricted Net Cost - Unallowed Costs .....	180,084
6. Restricted Rate .....	4.28%
(Line 5 ÷ Line 2) × 100	
7. Unrestricted Direct + Unallowed Costs .....	3,795,476
8. Unrestricted Indirect - Unallowed Costs .....	571,992
9. Unrestricted Recovery Under or Over .....	25,690
10. Unrestricted Net Cost - Unallowed Costs .....	597,682
11. Unrestricted Rate .....	15.75%
(Line 10 ÷ Line 7) × 100	

I certify that the information contained herein conforms with the criteria in the OMB uniform administrative requirements guidance under 2 CFR 200 and education department general administrative regulations (EDGAR) 34 CFR parts 75.561 and 76.561 (b) and (c) is correct to the best of my knowledge and belief. No costs other than those incurred by this agency have been included in the indirect cost rate application. The same costs that have been treated as indirect costs have not been and will not be claimed as direct costs, and similar types of costs have been accorded consistent treatment. All expenditures detailed on the application form have been made, and records supporting them have been maintained and are available for audit.

We hereby apply for the indirect cost rates as listed above.

Accepted and approved by the Kansas State Board of Education.

August 3, 2023

\_\_\_\_\_  
Date

\_\_\_\_\_  
Date

\_\_\_\_\_  
Superintendent or other authorized official

  
Dale Brungardt, Director of School Finance

Above rates were computed by using 2021-2022 actual data from the USD budget on file with the State Department of Education. Supplementary data was furnished by the local education agency.

Please submit signed copy by August 18, 2023 to KSDE's School Finance team by emailing to Katie Albright [kalbright@ksde.org](mailto:kalbright@ksde.org).

*Kansas leads the world in the success of each student.*



# INDIRECT COST RATES



## Title & Food Service Programs

D0257 IOLA

2023-2024 RATES

*Calculated using 2021-2022 actual costs.*

1. Unallowed Costs .....	212,257
2. Restricted Direct + Unallowed Costs .....	15,991,513
3. Restricted Indirect - Unallowed Costs .....	730,635
4. Restricted Recovery Under or Over .....	40,413
5. Restricted Net Cost - Unallowed Costs .....	771,048
6. Restricted Rate .....	4.82%
(Line 5 ÷ Line 2) × 100	
7. Unrestricted Direct + Unallowed Costs .....	14,344,588
8. Unrestricted Indirect - Unallowed Costs .....	2,377,560
9. Unrestricted Recovery Under or Over .....	254,244
10. Unrestricted Net Cost - Unallowed Costs .....	2,631,804
11. Unrestricted Rate .....	18.35%
(Line 10 ÷ Line 7) × 100	

I certify that the information contained herein conforms with the criteria in the OMB uniform administrative requirements guidance under 2 CFR 200 and education department general administrative regulations (EDGAR) 34 CFR parts 75.561 and 76.561 (b) and (c) is correct to the best of my knowledge and belief. No costs other than those incurred by this agency have been included in the indirect cost rate application. The same costs that have been treated as indirect costs have not been and will not be claimed as direct costs, and similar types of costs have been accorded consistent treatment. All expenditures detailed on the application form have been made, and records supporting them have been maintained and are available for audit.

We hereby apply for the indirect cost rates as listed above.

Accepted and approved by the Kansas State Board of Education.

August 3, 2023

\_\_\_\_\_  
Date

\_\_\_\_\_  
Date

\_\_\_\_\_  
Superintendent or other authorized official

  
Dale Brungardt, Director of School Finance

Above rates were computed by using 2021-2022 actual data from the USD budget on file with the State Department of Education. Supplementary data was furnished by the local education agency.

Please submit signed copy by August 18, 2023 to KSDE's School Finance team by emailing to Katie Albright [kalbright@ksde.org](mailto:kalbright@ksde.org).

*Kansas leads the world in the success of each student.*

# INDIRECT COST RATES



## Title & Food Service Programs

D0258 HUMBOLDT

2023-2024 RATES

*Calculated using 2021-2022 actual costs.*

1. Unallowed Costs .....	140,075
2. Restricted Direct + Unallowed Costs .....	9,122,727
3. Restricted Indirect - Unallowed Costs .....	315,747
4. Restricted Recovery Under or Over .....	-83,088
5. Restricted Net Cost - Unallowed Costs .....	232,659
6. Restricted Rate .....	2.55%
(Line 5 ÷ Line 2) × 100	
7. Unrestricted Direct + Unallowed Costs .....	8,343,537
8. Unrestricted Indirect - Unallowed Costs .....	1,094,937
9. Unrestricted Recovery Under or Over .....	-211,849
10. Unrestricted Net Cost - Unallowed Costs .....	883,088
11. Unrestricted Rate .....	10.58%
(Line 10 ÷ Line 7) × 100	

I certify that the information contained herein conforms with the criteria in the OMB uniform administrative requirements guidance under 2 CFR 200 and education department general administrative regulations (EDGAR) 34 CFR parts 75.561 and 76.561 (b) and (c) is correct to the best of my knowledge and belief. No costs other than those incurred by this agency have been included in the indirect cost rate application. The same costs that have been treated as indirect costs have not been and will not be claimed as direct costs, and similar types of costs have been accorded consistent treatment. All expenditures detailed on the application form have been made, and records supporting them have been maintained and are available for audit.

We hereby apply for the indirect cost rates as listed above.

Accepted and approved by the Kansas State Board of Education.

August 3, 2023

\_\_\_\_\_  
Date

\_\_\_\_\_  
Date

\_\_\_\_\_  
Superintendent or other authorized official

  
Dale Brungardt, Director of School Finance

Above rates were computed by using 2021-2022 actual data from the USD budget on file with the State Department of Education. Supplementary data was furnished by the local education agency.

Please submit signed copy by August 18, 2023 to KSDE's School Finance team by emailing to Katie Albright [kalbright@ksde.org](mailto:kalbright@ksde.org).

*Kansas leads the world in the success of each student.*

# INDIRECT COST RATES



## Title & Food Service Programs

D0259 WICHITA

2023-2024 RATES

*Calculated using 2021-2022 actual costs.*

1. Unallowed Costs .....	3,057,159
2. Restricted Direct + Unallowed Costs .....	678,470,700
3. Restricted Indirect - Unallowed Costs .....	20,576,691
4. Restricted Recovery Under or Over .....	-3,648,040
5. Restricted Net Cost - Unallowed Costs .....	16,928,651
6. Restricted Rate .....	2.50%
(Line 5 ÷ Line 2) × 100	
7. Unrestricted Direct + Unallowed Costs .....	626,433,443
8. Unrestricted Indirect - Unallowed Costs .....	72,613,948
9. Unrestricted Recovery Under or Over .....	-11,209,183
10. Unrestricted Net Cost - Unallowed Costs .....	61,404,765
11. Unrestricted Rate .....	9.80%
(Line 10 ÷ Line 7) × 100	

I certify that the information contained herein conforms with the criteria in the OMB uniform administrative requirements guidance under 2 CFR 200 and education department general administrative regulations (EDGAR) 34 CFR parts 75.561 and 76.561 (b) and (c) is correct to the best of my knowledge and belief. No costs other than those incurred by this agency have been included in the indirect cost rate application. The same costs that have been treated as indirect costs have not been and will not be claimed as direct costs, and similar types of costs have been accorded consistent treatment. All expenditures detailed on the application form have been made, and records supporting them have been maintained and are available for audit.

We hereby apply for the indirect cost rates as listed above.

Accepted and approved by the Kansas State Board of Education.

August 3, 2023

\_\_\_\_\_  
Date

\_\_\_\_\_  
Date

\_\_\_\_\_  
Superintendent or other authorized official

  
Dale Brungardt, Director of School Finance

Above rates were computed by using 2021-2022 actual data from the USD budget on file with the State Department of Education. Supplementary data was furnished by the local education agency.

Please submit signed copy by August 18, 2023 to KSDE's School Finance team by emailing to Katie Albright [kalbright@ksde.org](mailto:kalbright@ksde.org).

*Kansas leads the world in the success of each student.*

# INDIRECT COST RATES



## Title & Food Service Programs

D0260 DERBY

2023-2024 RATES

*Calculated using 2021-2022 actual costs.*

1. Unallowed Costs .....	544,505
2. Restricted Direct + Unallowed Costs .....	77,312,934
3. Restricted Indirect - Unallowed Costs .....	1,892,067
4. Restricted Recovery Under or Over .....	-21,348
5. Restricted Net Cost - Unallowed Costs .....	1,870,719
6. Restricted Rate .....	2.42%
(Line 5 ÷ Line 2) × 100	
7. Unrestricted Direct + Unallowed Costs .....	68,941,742
8. Unrestricted Indirect - Unallowed Costs .....	10,263,259
9. Unrestricted Recovery Under or Over .....	1,495,242
10. Unrestricted Net Cost - Unallowed Costs .....	11,758,501
11. Unrestricted Rate .....	17.06%
(Line 10 ÷ Line 7) × 100	

I certify that the information contained herein conforms with the criteria in the OMB uniform administrative requirements guidance under 2 CFR 200 and education department general administrative regulations (EDGAR) 34 CFR parts 75.561 and 76.561 (b) and (c) is correct to the best of my knowledge and belief. No costs other than those incurred by this agency have been included in the indirect cost rate application. The same costs that have been treated as indirect costs have not been and will not be claimed as direct costs, and similar types of costs have been accorded consistent treatment. All expenditures detailed on the application form have been made, and records supporting them have been maintained and are available for audit.

We hereby apply for the indirect cost rates as listed above.

Accepted and approved by the Kansas State Board of Education.

August 3, 2023

\_\_\_\_\_  
Date

\_\_\_\_\_  
Date

\_\_\_\_\_  
Superintendent or other authorized official

  
Dale Brungardt, Director of School Finance

Above rates were computed by using 2021-2022 actual data from the USD budget on file with the State Department of Education. Supplementary data was furnished by the local education agency.

Please submit signed copy by August 18, 2023 to KSDE's School Finance team by emailing to Katie Albright [kalbright@ksde.org](mailto:kalbright@ksde.org).

*Kansas leads the world in the success of each student.*

# INDIRECT COST RATES



## Title & Food Service Programs

D0261 HAYSVILLE

2023-2024 RATES

*Calculated using 2021-2022 actual costs.*

1. Unallowed Costs .....	336,074
2. Restricted Direct + Unallowed Costs .....	67,682,606
3. Restricted Indirect - Unallowed Costs .....	2,161,000
4. Restricted Recovery Under or Over .....	25,596
5. Restricted Net Cost - Unallowed Costs .....	2,186,596
6. Restricted Rate .....	3.23%
(Line 5 ÷ Line 2) × 100	
7. Unrestricted Direct + Unallowed Costs .....	62,511,224
8. Unrestricted Indirect - Unallowed Costs .....	7,332,382
9. Unrestricted Recovery Under or Over .....	11,469
10. Unrestricted Net Cost - Unallowed Costs .....	7,343,851
11. Unrestricted Rate .....	11.75%
(Line 10 ÷ Line 7) × 100	

I certify that the information contained herein conforms with the criteria in the OMB uniform administrative requirements guidance under 2 CFR 200 and education department general administrative regulations (EDGAR) 34 CFR parts 75.561 and 76.561 (b) and (c) is correct to the best of my knowledge and belief. No costs other than those incurred by this agency have been included in the indirect cost rate application. The same costs that have been treated as indirect costs have not been and will not be claimed as direct costs, and similar types of costs have been accorded consistent treatment. All expenditures detailed on the application form have been made, and records supporting them have been maintained and are available for audit.

We hereby apply for the indirect cost rates as listed above.

Accepted and approved by the Kansas State Board of Education.

August 3, 2023

\_\_\_\_\_  
Date

\_\_\_\_\_  
Date

\_\_\_\_\_  
Superintendent or other authorized official

  
Dale Brungardt, Director of School Finance

Above rates were computed by using 2021-2022 actual data from the USD budget on file with the State Department of Education. Supplementary data was furnished by the local education agency.

Please submit signed copy by August 18, 2023 to KSDE's School Finance team by emailing to Katie Albright [kalbright@ksde.org](mailto:kalbright@ksde.org).

*Kansas leads the world in the success of each student.*

# INDIRECT COST RATES



## Title & Food Service Programs

D0262 VALLEY CENTER PUB SCH

2023-2024 RATES

*Calculated using 2021-2022 actual costs.*

1. Unallowed Costs .....	700,727
2. Restricted Direct + Unallowed Costs .....	34,598,507
3. Restricted Indirect - Unallowed Costs .....	1,238,429
4. Restricted Recovery Under or Over .....	20,093
5. Restricted Net Cost - Unallowed Costs .....	1,258,522
6. Restricted Rate .....	3.64%
(Line 5 ÷ Line 2) × 100	
7. Unrestricted Direct + Unallowed Costs .....	31,691,820
8. Unrestricted Indirect - Unallowed Costs .....	4,145,116
9. Unrestricted Recovery Under or Over .....	-306,703
10. Unrestricted Net Cost - Unallowed Costs .....	3,838,413
11. Unrestricted Rate .....	12.11%
(Line 10 ÷ Line 7) × 100	

I certify that the information contained herein conforms with the criteria in the OMB uniform administrative requirements guidance under 2 CFR 200 and education department general administrative regulations (EDGAR) 34 CFR parts 75.561 and 76.561 (b) and (c) is correct to the best of my knowledge and belief. No costs other than those incurred by this agency have been included in the indirect cost rate application. The same costs that have been treated as indirect costs have not been and will not be claimed as direct costs, and similar types of costs have been accorded consistent treatment. All expenditures detailed on the application form have been made, and records supporting them have been maintained and are available for audit.

We hereby apply for the indirect cost rates as listed above.

Accepted and approved by the Kansas State Board of Education.

August 3, 2023

\_\_\_\_\_  
Date

\_\_\_\_\_  
Date

\_\_\_\_\_  
Superintendent or other authorized official

  
Dale Brungardt, Director of School Finance

Above rates were computed by using 2021-2022 actual data from the USD budget on file with the State Department of Education. Supplementary data was furnished by the local education agency.

Please submit signed copy by August 18, 2023 to KSDE's School Finance team by emailing to Katie Albright [kalbright@ksde.org](mailto:kalbright@ksde.org).

*Kansas leads the world in the success of each student.*

# INDIRECT COST RATES



## Title & Food Service Programs

D0263 MULVANE

2023-2024 RATES

*Calculated using 2021-2022 actual costs.*

1. Unallowed Costs .....	190,559
2. Restricted Direct + Unallowed Costs .....	21,279,418
3. Restricted Indirect - Unallowed Costs .....	1,032,984
4. Restricted Recovery Under or Over .....	292,870
5. Restricted Net Cost - Unallowed Costs .....	1,325,854
6. Restricted Rate .....	6.23%
(Line 5 ÷ Line 2) × 100	
7. Unrestricted Direct + Unallowed Costs .....	19,086,006
8. Unrestricted Indirect - Unallowed Costs .....	3,226,396
9. Unrestricted Recovery Under or Over .....	233,399
10. Unrestricted Net Cost - Unallowed Costs .....	3,459,795
11. Unrestricted Rate .....	18.13%
(Line 10 ÷ Line 7) × 100	

I certify that the information contained herein conforms with the criteria in the OMB uniform administrative requirements guidance under 2 CFR 200 and education department general administrative regulations (EDGAR) 34 CFR parts 75.561 and 76.561 (b) and (c) is correct to the best of my knowledge and belief. No costs other than those incurred by this agency have been included in the indirect cost rate application. The same costs that have been treated as indirect costs have not been and will not be claimed as direct costs, and similar types of costs have been accorded consistent treatment. All expenditures detailed on the application form have been made, and records supporting them have been maintained and are available for audit.

We hereby apply for the indirect cost rates as listed above.

Accepted and approved by the Kansas State Board of Education.

August 3, 2023

\_\_\_\_\_  
Date

\_\_\_\_\_  
Date

\_\_\_\_\_  
Superintendent or other authorized official

  
Dale Brungardt, Director of School Finance

Above rates were computed by using 2021-2022 actual data from the USD budget on file with the State Department of Education. Supplementary data was furnished by the local education agency.

Please submit signed copy by August 18, 2023 to KSDE's School Finance team by emailing to Katie Albright [kalbright@ksde.org](mailto:kalbright@ksde.org).

*Kansas leads the world in the success of each student.*

# INDIRECT COST RATES



## Title & Food Service Programs

D0264 CLEARWATER

2023-2024 RATES

*Calculated using 2021-2022 actual costs.*

1. Unallowed Costs .....	232,202
2. Restricted Direct + Unallowed Costs .....	13,469,501
3. Restricted Indirect - Unallowed Costs .....	219,593
4. Restricted Recovery Under or Over .....	-151,208
5. Restricted Net Cost - Unallowed Costs .....	68,385
6. Restricted Rate .....	0.51%
(Line 5 ÷ Line 2) × 100	
7. Unrestricted Direct + Unallowed Costs .....	12,179,745
8. Unrestricted Indirect - Unallowed Costs .....	1,509,349
9. Unrestricted Recovery Under or Over .....	-54,838
10. Unrestricted Net Cost - Unallowed Costs .....	1,454,511
11. Unrestricted Rate .....	11.94%
(Line 10 ÷ Line 7) × 100	

I certify that the information contained herein conforms with the criteria in the OMB uniform administrative requirements guidance under 2 CFR 200 and education department general administrative regulations (EDGAR) 34 CFR parts 75.561 and 76.561 (b) and (c) is correct to the best of my knowledge and belief. No costs other than those incurred by this agency have been included in the indirect cost rate application. The same costs that have been treated as indirect costs have not been and will not be claimed as direct costs, and similar types of costs have been accorded consistent treatment. All expenditures detailed on the application form have been made, and records supporting them have been maintained and are available for audit.

We hereby apply for the indirect cost rates as listed above.

Accepted and approved by the Kansas State Board of Education.

August 3, 2023

\_\_\_\_\_  
Date

\_\_\_\_\_  
Date

\_\_\_\_\_  
Superintendent or other authorized official

  
Dale Brungardt, Director of School Finance

Above rates were computed by using 2021-2022 actual data from the USD budget on file with the State Department of Education. Supplementary data was furnished by the local education agency.

Please submit signed copy by August 18, 2023 to KSDE's School Finance team by emailing to Katie Albright [kalbright@ksde.org](mailto:kalbright@ksde.org).

*Kansas leads the world in the success of each student.*



# INDIRECT COST RATES



## Title & Food Service Programs

D0265 GODDARD

2023-2024 RATES

*Calculated using 2021-2022 actual costs.*

1. Unallowed Costs .....	519,175
2. Restricted Direct + Unallowed Costs .....	64,530,544
3. Restricted Indirect - Unallowed Costs .....	2,962,338
4. Restricted Recovery Under or Over .....	-296,857
5. Restricted Net Cost - Unallowed Costs .....	2,665,481
6. Restricted Rate .....	4.13%
(Line 5 ÷ Line 2) × 100	
7. Unrestricted Direct + Unallowed Costs .....	58,843,878
8. Unrestricted Indirect - Unallowed Costs .....	8,649,004
9. Unrestricted Recovery Under or Over .....	-787,892
10. Unrestricted Net Cost - Unallowed Costs .....	7,861,112
11. Unrestricted Rate .....	13.36%
(Line 10 ÷ Line 7) × 100	

I certify that the information contained herein conforms with the criteria in the OMB uniform administrative requirements guidance under 2 CFR 200 and education department general administrative regulations (EDGAR) 34 CFR parts 75.561 and 76.561 (b) and (c) is correct to the best of my knowledge and belief. No costs other than those incurred by this agency have been included in the indirect cost rate application. The same costs that have been treated as indirect costs have not been and will not be claimed as direct costs, and similar types of costs have been accorded consistent treatment. All expenditures detailed on the application form have been made, and records supporting them have been maintained and are available for audit.

We hereby apply for the indirect cost rates as listed above.

Accepted and approved by the Kansas State Board of Education.

August 3, 2023

\_\_\_\_\_  
Date

\_\_\_\_\_  
Date

\_\_\_\_\_  
Superintendent or other authorized official

  
Dale Brungardt, Director of School Finance

Above rates were computed by using 2021-2022 actual data from the USD budget on file with the State Department of Education. Supplementary data was furnished by the local education agency.

Please submit signed copy by August 18, 2023 to KSDE's School Finance team by emailing to Katie Albright [kalbright@ksde.org](mailto:kalbright@ksde.org).

*Kansas leads the world in the success of each student.*

# INDIRECT COST RATES



## Title & Food Service Programs

D0266 MAIZE

2023-2024 RATES

*Calculated using 2021-2022 actual costs.*

1. Unallowed Costs .....	662,203
2. Restricted Direct + Unallowed Costs .....	86,030,113
3. Restricted Indirect - Unallowed Costs .....	1,382,787
4. Restricted Recovery Under or Over .....	-267,240
5. Restricted Net Cost - Unallowed Costs .....	1,115,547
6. Restricted Rate .....	1.30%
(Line 5 ÷ Line 2) × 100	
7. Unrestricted Direct + Unallowed Costs .....	78,248,715
8. Unrestricted Indirect - Unallowed Costs .....	9,164,185
9. Unrestricted Recovery Under or Over .....	492,871
10. Unrestricted Net Cost - Unallowed Costs .....	9,657,056
11. Unrestricted Rate .....	12.34%
(Line 10 ÷ Line 7) × 100	

I certify that the information contained herein conforms with the criteria in the OMB uniform administrative requirements guidance under 2 CFR 200 and education department general administrative regulations (EDGAR) 34 CFR parts 75.561 and 76.561 (b) and (c) is correct to the best of my knowledge and belief. No costs other than those incurred by this agency have been included in the indirect cost rate application. The same costs that have been treated as indirect costs have not been and will not be claimed as direct costs, and similar types of costs have been accorded consistent treatment. All expenditures detailed on the application form have been made, and records supporting them have been maintained and are available for audit.

We hereby apply for the indirect cost rates as listed above.

Accepted and approved by the Kansas State Board of Education.

August 3, 2023

\_\_\_\_\_  
Date

\_\_\_\_\_  
Date

\_\_\_\_\_  
Superintendent or other authorized official

  
Dale Brungardt, Director of School Finance

Above rates were computed by using 2021-2022 actual data from the USD budget on file with the State Department of Education. Supplementary data was furnished by the local education agency.

Please submit signed copy by August 18, 2023 to KSDE's School Finance team by emailing to Katie Albright [kalbright@ksde.org](mailto:kalbright@ksde.org).

*Kansas leads the world in the success of each student.*

# INDIRECT COST RATES



## Title & Food Service Programs

D0267 RENWICK

2023-2024 RATES

*Calculated using 2021-2022 actual costs.*

1. Unallowed Costs .....	406,063
2. Restricted Direct + Unallowed Costs .....	21,820,320
3. Restricted Indirect - Unallowed Costs .....	283,759
4. Restricted Recovery Under or Over .....	-205,999
5. Restricted Net Cost - Unallowed Costs .....	77,760
6. Restricted Rate .....	0.36%
(Line 5 ÷ Line 2) × 100	
7. Unrestricted Direct + Unallowed Costs .....	19,211,968
8. Unrestricted Indirect - Unallowed Costs .....	2,892,111
9. Unrestricted Recovery Under or Over .....	164,211
10. Unrestricted Net Cost - Unallowed Costs .....	3,056,322
11. Unrestricted Rate .....	15.91%
(Line 10 ÷ Line 7) × 100	

I certify that the information contained herein conforms with the criteria in the OMB uniform administrative requirements guidance under 2 CFR 200 and education department general administrative regulations (EDGAR) 34 CFR parts 75.561 and 76.561 (b) and (c) is correct to the best of my knowledge and belief. No costs other than those incurred by this agency have been included in the indirect cost rate application. The same costs that have been treated as indirect costs have not been and will not be claimed as direct costs, and similar types of costs have been accorded consistent treatment. All expenditures detailed on the application form have been made, and records supporting them have been maintained and are available for audit.

We hereby apply for the indirect cost rates as listed above.

Accepted and approved by the Kansas State Board of Education.

August 3, 2023

\_\_\_\_\_  
Date

\_\_\_\_\_  
Date

\_\_\_\_\_  
Superintendent or other authorized official

  
Dale Brungardt, Director of School Finance

Above rates were computed by using 2021-2022 actual data from the USD budget on file with the State Department of Education. Supplementary data was furnished by the local education agency.

Please submit signed copy by August 18, 2023 to KSDE's School Finance team by emailing to Katie Albright [kalbright@ksde.org](mailto:kalbright@ksde.org).

*Kansas leads the world in the success of each student.*

# INDIRECT COST RATES



## Title & Food Service Programs

D0268 CHENEY

2023-2024 RATES

*Calculated using 2021-2022 actual costs.*

1. Unallowed Costs .....	178,804
2. Restricted Direct + Unallowed Costs .....	10,438,096
3. Restricted Indirect - Unallowed Costs .....	278,575
4. Restricted Recovery Under or Over .....	-29,137
5. Restricted Net Cost - Unallowed Costs .....	249,438
6. Restricted Rate .....	2.39%
(Line 5 ÷ Line 2) × 100	
7. Unrestricted Direct + Unallowed Costs .....	9,462,147
8. Unrestricted Indirect - Unallowed Costs .....	1,254,524
9. Unrestricted Recovery Under or Over .....	-102,756
10. Unrestricted Net Cost - Unallowed Costs .....	1,151,768
11. Unrestricted Rate .....	12.17%
(Line 10 ÷ Line 7) × 100	

I certify that the information contained herein conforms with the criteria in the OMB uniform administrative requirements guidance under 2 CFR 200 and education department general administrative regulations (EDGAR) 34 CFR parts 75.561 and 76.561 (b) and (c) is correct to the best of my knowledge and belief. No costs other than those incurred by this agency have been included in the indirect cost rate application. The same costs that have been treated as indirect costs have not been and will not be claimed as direct costs, and similar types of costs have been accorded consistent treatment. All expenditures detailed on the application form have been made, and records supporting them have been maintained and are available for audit.

We hereby apply for the indirect cost rates as listed above.

Accepted and approved by the Kansas State Board of Education.

August 3, 2023

\_\_\_\_\_  
Date

\_\_\_\_\_  
Date

\_\_\_\_\_  
Superintendent or other authorized official

  
Dale Brungardt, Director of School Finance

Above rates were computed by using 2021-2022 actual data from the USD budget on file with the State Department of Education. Supplementary data was furnished by the local education agency.

Please submit signed copy by August 18, 2023 to KSDE's School Finance team by emailing to Katie Albright [kalbright@ksde.org](mailto:kalbright@ksde.org).

*Kansas leads the world in the success of each student.*

# INDIRECT COST RATES



## Title & Food Service Programs

D0269 PALCO

2023-2024 RATES

*Calculated using 2021-2022 actual costs.*

1. Unallowed Costs .....	36,230
2. Restricted Direct + Unallowed Costs .....	1,765,759
3. Restricted Indirect - Unallowed Costs .....	122,076
4. Restricted Recovery Under or Over .....	9,643
5. Restricted Net Cost - Unallowed Costs .....	131,719
6. Restricted Rate .....	7.46%
(Line 5 ÷ Line 2) × 100	
7. Unrestricted Direct + Unallowed Costs .....	1,537,965
8. Unrestricted Indirect - Unallowed Costs .....	349,870
9. Unrestricted Recovery Under or Over .....	-20,745
10. Unrestricted Net Cost - Unallowed Costs .....	329,125
11. Unrestricted Rate .....	21.40%
(Line 10 ÷ Line 7) × 100	

I certify that the information contained herein conforms with the criteria in the OMB uniform administrative requirements guidance under 2 CFR 200 and education department general administrative regulations (EDGAR) 34 CFR parts 75.561 and 76.561 (b) and (c) is correct to the best of my knowledge and belief. No costs other than those incurred by this agency have been included in the indirect cost rate application. The same costs that have been treated as indirect costs have not been and will not be claimed as direct costs, and similar types of costs have been accorded consistent treatment. All expenditures detailed on the application form have been made, and records supporting them have been maintained and are available for audit.

We hereby apply for the indirect cost rates as listed above.

Accepted and approved by the Kansas State Board of Education.

August 3, 2023

\_\_\_\_\_  
Date

\_\_\_\_\_  
Date

\_\_\_\_\_  
Superintendent or other authorized official

  
Dale Brungardt, Director of School Finance

Above rates were computed by using 2021-2022 actual data from the USD budget on file with the State Department of Education. Supplementary data was furnished by the local education agency.

Please submit signed copy by August 18, 2023 to KSDE's School Finance team by emailing to Katie Albright [kalbright@ksde.org](mailto:kalbright@ksde.org).

*Kansas leads the world in the success of each student.*

# INDIRECT COST RATES



## Title & Food Service Programs

D0270 PLAINVILLE

2023-2024 RATES

*Calculated using 2021-2022 actual costs.*

1. Unallowed Costs .....	143,983
2. Restricted Direct + Unallowed Costs .....	5,035,661
3. Restricted Indirect - Unallowed Costs .....	166,565
4. Restricted Recovery Under or Over .....	3,834
5. Restricted Net Cost - Unallowed Costs .....	170,399
6. Restricted Rate .....	3.38%
(Line 5 ÷ Line 2) × 100	
7. Unrestricted Direct + Unallowed Costs .....	4,459,387
8. Unrestricted Indirect - Unallowed Costs .....	742,839
9. Unrestricted Recovery Under or Over .....	-12,275
10. Unrestricted Net Cost - Unallowed Costs .....	730,564
11. Unrestricted Rate .....	16.38%
(Line 10 ÷ Line 7) × 100	

I certify that the information contained herein conforms with the criteria in the OMB uniform administrative requirements guidance under 2 CFR 200 and education department general administrative regulations (EDGAR) 34 CFR parts 75.561 and 76.561 (b) and (c) is correct to the best of my knowledge and belief. No costs other than those incurred by this agency have been included in the indirect cost rate application. The same costs that have been treated as indirect costs have not been and will not be claimed as direct costs, and similar types of costs have been accorded consistent treatment. All expenditures detailed on the application form have been made, and records supporting them have been maintained and are available for audit.

We hereby apply for the indirect cost rates as listed above.

Accepted and approved by the Kansas State Board of Education.

August 3, 2023

\_\_\_\_\_  
Date

\_\_\_\_\_  
Date

\_\_\_\_\_  
Superintendent or other authorized official

  
Dale Brungardt, Director of School Finance

Above rates were computed by using 2021-2022 actual data from the USD budget on file with the State Department of Education. Supplementary data was furnished by the local education agency.

Please submit signed copy by August 18, 2023 to KSDE's School Finance team by emailing to Katie Albright [kalbright@ksde.org](mailto:kalbright@ksde.org).

*Kansas leads the world in the success of each student.*

# INDIRECT COST RATES



## Title & Food Service Programs

D0271 STOCKTON

2023-2024 RATES

*Calculated using 2021-2022 actual costs.*

1. Unallowed Costs .....	62,461
2. Restricted Direct + Unallowed Costs .....	5,038,753
3. Restricted Indirect - Unallowed Costs .....	258,263
4. Restricted Recovery Under or Over .....	- 82
5. Restricted Net Cost - Unallowed Costs .....	258,181
6. Restricted Rate .....	5.12%
(Line 5 ÷ Line 2) × 100	
7. Unrestricted Direct + Unallowed Costs .....	4,625,693
8. Unrestricted Indirect - Unallowed Costs .....	671,323
9. Unrestricted Recovery Under or Over .....	45,499
10. Unrestricted Net Cost - Unallowed Costs .....	716,822
11. Unrestricted Rate .....	15.50%
(Line 10 ÷ Line 7) × 100	

I certify that the information contained herein conforms with the criteria in the OMB uniform administrative requirements guidance under 2 CFR 200 and education department general administrative regulations (EDGAR) 34 CFR parts 75.561 and 76.561 (b) and (c) is correct to the best of my knowledge and belief. No costs other than those incurred by this agency have been included in the indirect cost rate application. The same costs that have been treated as indirect costs have not been and will not be claimed as direct costs, and similar types of costs have been accorded consistent treatment. All expenditures detailed on the application form have been made, and records supporting them have been maintained and are available for audit.

We hereby apply for the indirect cost rates as listed above.

Accepted and approved by the Kansas State Board of Education.

August 3, 2023

\_\_\_\_\_  
Date

\_\_\_\_\_  
Date

\_\_\_\_\_  
Superintendent or other authorized official

  
Dale Brungardt, Director of School Finance

Above rates were computed by using 2021-2022 actual data from the USD budget on file with the State Department of Education. Supplementary data was furnished by the local education agency.

Please submit signed copy by August 18, 2023 to KSDE's School Finance team by emailing to Katie Albright [kalbright@ksde.org](mailto:kalbright@ksde.org).

*Kansas leads the world in the success of each student.*

# INDIRECT COST RATES



## Title & Food Service Programs

D0272 WACONDA

2023-2024 RATES

*Calculated using 2021-2022 actual costs.*

1. Unallowed Costs .....	115,567
2. Restricted Direct + Unallowed Costs .....	4,808,844
3. Restricted Indirect - Unallowed Costs .....	155,378
4. Restricted Recovery Under or Over .....	8,917
5. Restricted Net Cost - Unallowed Costs .....	164,295
6. Restricted Rate .....	3.42%
(Line 5 ÷ Line 2) × 100	
7. Unrestricted Direct + Unallowed Costs .....	4,422,239
8. Unrestricted Indirect - Unallowed Costs .....	541,983
9. Unrestricted Recovery Under or Over .....	-66,186
10. Unrestricted Net Cost - Unallowed Costs .....	475,797
11. Unrestricted Rate .....	10.76%
(Line 10 ÷ Line 7) × 100	

I certify that the information contained herein conforms with the criteria in the OMB uniform administrative requirements guidance under 2 CFR 200 and education department general administrative regulations (EDGAR) 34 CFR parts 75.561 and 76.561 (b) and (c) is correct to the best of my knowledge and belief. No costs other than those incurred by this agency have been included in the indirect cost rate application. The same costs that have been treated as indirect costs have not been and will not be claimed as direct costs, and similar types of costs have been accorded consistent treatment. All expenditures detailed on the application form have been made, and records supporting them have been maintained and are available for audit.

We hereby apply for the indirect cost rates as listed above.

Accepted and approved by the Kansas State Board of Education.

August 3, 2023

\_\_\_\_\_  
Date

\_\_\_\_\_  
Date

\_\_\_\_\_  
Superintendent or other authorized official

  
Dale Brungardt, Director of School Finance

Above rates were computed by using 2021-2022 actual data from the USD budget on file with the State Department of Education. Supplementary data was furnished by the local education agency.

Please submit signed copy by August 18, 2023 to KSDE's School Finance team by emailing to Katie Albright [kalbright@ksde.org](mailto:kalbright@ksde.org).

*Kansas leads the world in the success of each student.*



# INDIRECT COST RATES



## Title & Food Service Programs

D0273 BELOIT

2023-2024 RATES

*Calculated using 2021-2022 actual costs.*

1. Unallowed Costs .....	147,951
2. Restricted Direct + Unallowed Costs .....	11,363,026
3. Restricted Indirect - Unallowed Costs .....	251,958
4. Restricted Recovery Under or Over .....	-20,137
5. Restricted Net Cost - Unallowed Costs .....	231,821
6. Restricted Rate .....	2.04%
(Line 5 ÷ Line 2) × 100	
7. Unrestricted Direct + Unallowed Costs .....	10,347,763
8. Unrestricted Indirect - Unallowed Costs .....	1,267,221
9. Unrestricted Recovery Under or Over .....	118,078
10. Unrestricted Net Cost - Unallowed Costs .....	1,385,299
11. Unrestricted Rate .....	13.39%
(Line 10 ÷ Line 7) × 100	

I certify that the information contained herein conforms with the criteria in the OMB uniform administrative requirements guidance under 2 CFR 200 and education department general administrative regulations (EDGAR) 34 CFR parts 75.561 and 76.561 (b) and (c) is correct to the best of my knowledge and belief. No costs other than those incurred by this agency have been included in the indirect cost rate application. The same costs that have been treated as indirect costs have not been and will not be claimed as direct costs, and similar types of costs have been accorded consistent treatment. All expenditures detailed on the application form have been made, and records supporting them have been maintained and are available for audit.

We hereby apply for the indirect cost rates as listed above.

Accepted and approved by the Kansas State Board of Education.

August 3, 2023

\_\_\_\_\_  
Date

\_\_\_\_\_  
Date

\_\_\_\_\_  
Superintendent or other authorized official

  
Dale Brungardt, Director of School Finance

Above rates were computed by using 2021-2022 actual data from the USD budget on file with the State Department of Education. Supplementary data was furnished by the local education agency.

Please submit signed copy by August 18, 2023 to KSDE's School Finance team by emailing to Katie Albright [kalbright@ksde.org](mailto:kalbright@ksde.org).

*Kansas leads the world in the success of each student.*

# INDIRECT COST RATES



## Title & Food Service Programs

D0274 OAKLEY

2023-2024 RATES

*Calculated using 2021-2022 actual costs.*

1. Unallowed Costs .....	112,634
2. Restricted Direct + Unallowed Costs .....	5,450,027
3. Restricted Indirect - Unallowed Costs .....	324,644
4. Restricted Recovery Under or Over .....	38,997
5. Restricted Net Cost - Unallowed Costs .....	363,641
6. Restricted Rate .....	6.67%
(Line 5 ÷ Line 2) × 100	
7. Unrestricted Direct + Unallowed Costs .....	4,981,731
8. Unrestricted Indirect - Unallowed Costs .....	792,940
9. Unrestricted Recovery Under or Over .....	83,925
10. Unrestricted Net Cost - Unallowed Costs .....	876,865
11. Unrestricted Rate .....	17.60%
(Line 10 ÷ Line 7) × 100	

I certify that the information contained herein conforms with the criteria in the OMB uniform administrative requirements guidance under 2 CFR 200 and education department general administrative regulations (EDGAR) 34 CFR parts 75.561 and 76.561 (b) and (c) is correct to the best of my knowledge and belief. No costs other than those incurred by this agency have been included in the indirect cost rate application. The same costs that have been treated as indirect costs have not been and will not be claimed as direct costs, and similar types of costs have been accorded consistent treatment. All expenditures detailed on the application form have been made, and records supporting them have been maintained and are available for audit.

We hereby apply for the indirect cost rates as listed above.

Accepted and approved by the Kansas State Board of Education.

August 3, 2023

\_\_\_\_\_  
Date

\_\_\_\_\_  
Date

\_\_\_\_\_  
Superintendent or other authorized official

  
Dale Brungardt, Director of School Finance

Above rates were computed by using 2021-2022 actual data from the USD budget on file with the State Department of Education. Supplementary data was furnished by the local education agency.

Please submit signed copy by August 18, 2023 to KSDE's School Finance team by emailing to Katie Albright [kalbright@ksde.org](mailto:kalbright@ksde.org).

*Kansas leads the world in the success of each student.*

# INDIRECT COST RATES



## Title & Food Service Programs

D0275 TRIPLAINS

2023-2024 RATES

*Calculated using 2021-2022 actual costs.*

1. Unallowed Costs .....	47,531
2. Restricted Direct + Unallowed Costs .....	1,507,771
3. Restricted Indirect - Unallowed Costs .....	144,067
4. Restricted Recovery Under or Over .....	-48,904
5. Restricted Net Cost - Unallowed Costs .....	95,163
6. Restricted Rate .....	6.31%
(Line 5 ÷ Line 2) × 100	
7. Unrestricted Direct + Unallowed Costs .....	1,410,382
8. Unrestricted Indirect - Unallowed Costs .....	241,456
9. Unrestricted Recovery Under or Over .....	-151,822
10. Unrestricted Net Cost - Unallowed Costs .....	89,634
11. Unrestricted Rate .....	6.36%
(Line 10 ÷ Line 7) × 100	

I certify that the information contained herein conforms with the criteria in the OMB uniform administrative requirements guidance under 2 CFR 200 and education department general administrative regulations (EDGAR) 34 CFR parts 75.561 and 76.561 (b) and (c) is correct to the best of my knowledge and belief. No costs other than those incurred by this agency have been included in the indirect cost rate application. The same costs that have been treated as indirect costs have not been and will not be claimed as direct costs, and similar types of costs have been accorded consistent treatment. All expenditures detailed on the application form have been made, and records supporting them have been maintained and are available for audit.

We hereby apply for the indirect cost rates as listed above.

Accepted and approved by the Kansas State Board of Education.

August 3, 2023

\_\_\_\_\_  
Date

\_\_\_\_\_  
Date

\_\_\_\_\_  
Superintendent or other authorized official

  
Dale Brungardt, Director of School Finance

Above rates were computed by using 2021-2022 actual data from the USD budget on file with the State Department of Education. Supplementary data was furnished by the local education agency.

Please submit signed copy by August 18, 2023 to KSDE's School Finance team by emailing to Katie Albright [kalbright@ksde.org](mailto:kalbright@ksde.org).

*Kansas leads the world in the success of each student.*

# INDIRECT COST RATES



## Title & Food Service Programs

D0281 GRAHAM COUNTY

2023-2024 RATES

*Calculated using 2021-2022 actual costs.*

1. Unallowed Costs .....	101,293
2. Restricted Direct + Unallowed Costs .....	5,292,588
3. Restricted Indirect - Unallowed Costs .....	188,418
4. Restricted Recovery Under or Over .....	15,617
5. Restricted Net Cost - Unallowed Costs .....	204,035
6. Restricted Rate .....	3.86%
(Line 5 ÷ Line 2) × 100	
7. Unrestricted Direct + Unallowed Costs .....	4,692,332
8. Unrestricted Indirect - Unallowed Costs .....	788,674
9. Unrestricted Recovery Under or Over .....	-256,283
10. Unrestricted Net Cost - Unallowed Costs .....	532,391
11. Unrestricted Rate .....	11.35%
(Line 10 ÷ Line 7) × 100	

I certify that the information contained herein conforms with the criteria in the OMB uniform administrative requirements guidance under 2 CFR 200 and education department general administrative regulations (EDGAR) 34 CFR parts 75.561 and 76.561 (b) and (c) is correct to the best of my knowledge and belief. No costs other than those incurred by this agency have been included in the indirect cost rate application. The same costs that have been treated as indirect costs have not been and will not be claimed as direct costs, and similar types of costs have been accorded consistent treatment. All expenditures detailed on the application form have been made, and records supporting them have been maintained and are available for audit.

We hereby apply for the indirect cost rates as listed above.

Accepted and approved by the Kansas State Board of Education.

August 3, 2023

\_\_\_\_\_  
Date

\_\_\_\_\_  
Date

\_\_\_\_\_  
Superintendent or other authorized official

  
Dale Brungardt, Director of School Finance

Above rates were computed by using 2021-2022 actual data from the USD budget on file with the State Department of Education. Supplementary data was furnished by the local education agency.

Please submit signed copy by August 18, 2023 to KSDE's School Finance team by emailing to Katie Albright [kalbright@ksde.org](mailto:kalbright@ksde.org).

*Kansas leads the world in the success of each student.*

# INDIRECT COST RATES



## Title & Food Service Programs

D0282 WEST ELK

2023-2024 RATES

*Calculated using 2021-2022 actual costs.*

1. Unallowed Costs .....	124,810
2. Restricted Direct + Unallowed Costs .....	7,005,863
3. Restricted Indirect - Unallowed Costs .....	196,111
4. Restricted Recovery Under or Over .....	-95,156
5. Restricted Net Cost - Unallowed Costs .....	100,955
6. Restricted Rate .....	1.44%
(Line 5 ÷ Line 2) × 100	
7. Unrestricted Direct + Unallowed Costs .....	6,614,550
8. Unrestricted Indirect - Unallowed Costs .....	587,424
9. Unrestricted Recovery Under or Over .....	-109,779
10. Unrestricted Net Cost - Unallowed Costs .....	477,645
11. Unrestricted Rate .....	7.22%
(Line 10 ÷ Line 7) × 100	

I certify that the information contained herein conforms with the criteria in the OMB uniform administrative requirements guidance under 2 CFR 200 and education department general administrative regulations (EDGAR) 34 CFR parts 75.561 and 76.561 (b) and (c) is correct to the best of my knowledge and belief. No costs other than those incurred by this agency have been included in the indirect cost rate application. The same costs that have been treated as indirect costs have not been and will not be claimed as direct costs, and similar types of costs have been accorded consistent treatment. All expenditures detailed on the application form have been made, and records supporting them have been maintained and are available for audit.

We hereby apply for the indirect cost rates as listed above.

Accepted and approved by the Kansas State Board of Education.

August 3, 2023

\_\_\_\_\_  
Date

\_\_\_\_\_  
Date

\_\_\_\_\_  
Superintendent or other authorized official

  
Dale Brungardt, Director of School Finance

Above rates were computed by using 2021-2022 actual data from the USD budget on file with the State Department of Education. Supplementary data was furnished by the local education agency.

Please submit signed copy by August 18, 2023 to KSDE's School Finance team by emailing to Katie Albright [kalbright@ksde.org](mailto:kalbright@ksde.org).

*Kansas leads the world in the success of each student.*

# INDIRECT COST RATES



## Title & Food Service Programs

D0283 ELK VALLEY

2023-2024 RATES

*Calculated using 2021-2022 actual costs.*

1. Unallowed Costs .....	114,887
2. Restricted Direct + Unallowed Costs .....	2,888,447
3. Restricted Indirect - Unallowed Costs .....	97,571
4. Restricted Recovery Under or Over .....	-78,905
5. Restricted Net Cost - Unallowed Costs .....	18,666
6. Restricted Rate .....	0.65%
(Line 5 ÷ Line 2) × 100	
7. Unrestricted Direct + Unallowed Costs .....	2,642,016
8. Unrestricted Indirect - Unallowed Costs .....	344,002
9. Unrestricted Recovery Under or Over .....	-200,278
10. Unrestricted Net Cost - Unallowed Costs .....	143,724
11. Unrestricted Rate .....	5.44%
(Line 10 ÷ Line 7) × 100	

I certify that the information contained herein conforms with the criteria in the OMB uniform administrative requirements guidance under 2 CFR 200 and education department general administrative regulations (EDGAR) 34 CFR parts 75.561 and 76.561 (b) and (c) is correct to the best of my knowledge and belief. No costs other than those incurred by this agency have been included in the indirect cost rate application. The same costs that have been treated as indirect costs have not been and will not be claimed as direct costs, and similar types of costs have been accorded consistent treatment. All expenditures detailed on the application form have been made, and records supporting them have been maintained and are available for audit.

We hereby apply for the indirect cost rates as listed above.

Accepted and approved by the Kansas State Board of Education.

August 3, 2023

\_\_\_\_\_  
Date

\_\_\_\_\_  
Date

\_\_\_\_\_  
Superintendent or other authorized official

  
Dale Brungardt, Director of School Finance

Above rates were computed by using 2021-2022 actual data from the USD budget on file with the State Department of Education. Supplementary data was furnished by the local education agency.

Please submit signed copy by August 18, 2023 to KSDE's School Finance team by emailing to Katie Albright [kalbright@ksde.org](mailto:kalbright@ksde.org).

*Kansas leads the world in the success of each student.*

# INDIRECT COST RATES



## Title & Food Service Programs

D0284 CHASE COUNTY

2023-2024 RATES

*Calculated using 2021-2022 actual costs.*

1. Unallowed Costs .....	117,450
2. Restricted Direct + Unallowed Costs .....	5,411,849
3. Restricted Indirect - Unallowed Costs .....	180,927
4. Restricted Recovery Under or Over .....	-2,403
5. Restricted Net Cost - Unallowed Costs .....	178,524
6. Restricted Rate .....	3.30%
(Line 5 ÷ Line 2) × 100	
7. Unrestricted Direct + Unallowed Costs .....	4,842,544
8. Unrestricted Indirect - Unallowed Costs .....	750,232
9. Unrestricted Recovery Under or Over .....	10,992
10. Unrestricted Net Cost - Unallowed Costs .....	761,224
11. Unrestricted Rate .....	15.72%
(Line 10 ÷ Line 7) × 100	

I certify that the information contained herein conforms with the criteria in the OMB uniform administrative requirements guidance under 2 CFR 200 and education department general administrative regulations (EDGAR) 34 CFR parts 75.561 and 76.561 (b) and (c) is correct to the best of my knowledge and belief. No costs other than those incurred by this agency have been included in the indirect cost rate application. The same costs that have been treated as indirect costs have not been and will not be claimed as direct costs, and similar types of costs have been accorded consistent treatment. All expenditures detailed on the application form have been made, and records supporting them have been maintained and are available for audit.

We hereby apply for the indirect cost rates as listed above.

Accepted and approved by the Kansas State Board of Education.

August 3, 2023

\_\_\_\_\_  
Date

\_\_\_\_\_  
Date

\_\_\_\_\_  
Superintendent or other authorized official

  
Dale Brungardt, Director of School Finance

Above rates were computed by using 2021-2022 actual data from the USD budget on file with the State Department of Education. Supplementary data was furnished by the local education agency.

Please submit signed copy by August 18, 2023 to KSDE's School Finance team by emailing to Katie Albright [kalbright@ksde.org](mailto:kalbright@ksde.org).

*Kansas leads the world in the success of each student.*

# INDIRECT COST RATES



## Title & Food Service Programs

D0285 CEDAR VALE

2023-2024 RATES

*Calculated using 2021-2022 actual costs.*

1. Unallowed Costs .....	95,075
2. Restricted Direct + Unallowed Costs .....	2,383,967
3. Restricted Indirect - Unallowed Costs .....	168,883
4. Restricted Recovery Under or Over .....	-4,682
5. Restricted Net Cost - Unallowed Costs .....	164,201
6. Restricted Rate .....	6.89%
(Line 5 ÷ Line 2) × 100	
7. Unrestricted Direct + Unallowed Costs .....	2,195,783
8. Unrestricted Indirect - Unallowed Costs .....	357,067
9. Unrestricted Recovery Under or Over .....	-60,640
10. Unrestricted Net Cost - Unallowed Costs .....	296,427
11. Unrestricted Rate .....	13.50%
(Line 10 ÷ Line 7) × 100	

I certify that the information contained herein conforms with the criteria in the OMB uniform administrative requirements guidance under 2 CFR 200 and education department general administrative regulations (EDGAR) 34 CFR parts 75.561 and 76.561 (b) and (c) is correct to the best of my knowledge and belief. No costs other than those incurred by this agency have been included in the indirect cost rate application. The same costs that have been treated as indirect costs have not been and will not be claimed as direct costs, and similar types of costs have been accorded consistent treatment. All expenditures detailed on the application form have been made, and records supporting them have been maintained and are available for audit.

We hereby apply for the indirect cost rates as listed above.

Accepted and approved by the Kansas State Board of Education.

August 3, 2023

\_\_\_\_\_  
Date

\_\_\_\_\_  
Date

\_\_\_\_\_  
Superintendent or other authorized official

  
Dale Brungardt, Director of School Finance

Above rates were computed by using 2021-2022 actual data from the USD budget on file with the State Department of Education. Supplementary data was furnished by the local education agency.

Please submit signed copy by August 18, 2023 to KSDE's School Finance team by emailing to Katie Albright [kalbright@ksde.org](mailto:kalbright@ksde.org).

*Kansas leads the world in the success of each student.*



# INDIRECT COST RATES



## Title & Food Service Programs

D0286 CHAUTAUQUA CO COMMUNITY

2023-2024 RATES

*Calculated using 2021-2022 actual costs.*

1. Unallowed Costs .....	115,552
2. Restricted Direct + Unallowed Costs .....	6,256,515
3. Restricted Indirect - Unallowed Costs .....	103,519
4. Restricted Recovery Under or Over .....	16,270
5. Restricted Net Cost - Unallowed Costs .....	119,789
6. Restricted Rate .....	1.91%
(Line 5 ÷ Line 2) × 100	
7. Unrestricted Direct + Unallowed Costs .....	5,582,707
8. Unrestricted Indirect - Unallowed Costs .....	777,327
9. Unrestricted Recovery Under or Over .....	151,989
10. Unrestricted Net Cost - Unallowed Costs .....	929,316
11. Unrestricted Rate .....	16.65%
(Line 10 ÷ Line 7) × 100	

I certify that the information contained herein conforms with the criteria in the OMB uniform administrative requirements guidance under 2 CFR 200 and education department general administrative regulations (EDGAR) 34 CFR parts 75.561 and 76.561 (b) and (c) is correct to the best of my knowledge and belief. No costs other than those incurred by this agency have been included in the indirect cost rate application. The same costs that have been treated as indirect costs have not been and will not be claimed as direct costs, and similar types of costs have been accorded consistent treatment. All expenditures detailed on the application form have been made, and records supporting them have been maintained and are available for audit.

We hereby apply for the indirect cost rates as listed above.

Accepted and approved by the Kansas State Board of Education.

August 3, 2023

\_\_\_\_\_  
Date

\_\_\_\_\_  
Date

\_\_\_\_\_  
Superintendent or other authorized official

  
Dale Brungardt, Director of School Finance

Above rates were computed by using 2021-2022 actual data from the USD budget on file with the State Department of Education. Supplementary data was furnished by the local education agency.

Please submit signed copy by August 18, 2023 to KSDE's School Finance team by emailing to Katie Albright [kalbright@ksde.org](mailto:kalbright@ksde.org).

*Kansas leads the world in the success of each student.*

# INDIRECT COST RATES



## Title & Food Service Programs

D0287 WEST FRANKLIN

2023-2024 RATES

*Calculated using 2021-2022 actual costs.*

1. Unallowed Costs .....	206,883
2. Restricted Direct + Unallowed Costs .....	9,716,555
3. Restricted Indirect - Unallowed Costs .....	161,725
4. Restricted Recovery Under or Over .....	-6,912
5. Restricted Net Cost - Unallowed Costs .....	154,813
6. Restricted Rate .....	1.59%
(Line 5 ÷ Line 2) × 100	
7. Unrestricted Direct + Unallowed Costs .....	8,819,546
8. Unrestricted Indirect - Unallowed Costs .....	1,058,734
9. Unrestricted Recovery Under or Over .....	93,297
10. Unrestricted Net Cost - Unallowed Costs .....	1,152,031
11. Unrestricted Rate .....	13.06%
(Line 10 ÷ Line 7) × 100	

I certify that the information contained herein conforms with the criteria in the OMB uniform administrative requirements guidance under 2 CFR 200 and education department general administrative regulations (EDGAR) 34 CFR parts 75.561 and 76.561 (b) and (c) is correct to the best of my knowledge and belief. No costs other than those incurred by this agency have been included in the indirect cost rate application. The same costs that have been treated as indirect costs have not been and will not be claimed as direct costs, and similar types of costs have been accorded consistent treatment. All expenditures detailed on the application form have been made, and records supporting them have been maintained and are available for audit.

We hereby apply for the indirect cost rates as listed above.

Accepted and approved by the Kansas State Board of Education.

August 3, 2023

\_\_\_\_\_  
Date

\_\_\_\_\_  
Date

\_\_\_\_\_  
Superintendent or other authorized official

  
Dale Brungardt, Director of School Finance

Above rates were computed by using 2021-2022 actual data from the USD budget on file with the State Department of Education. Supplementary data was furnished by the local education agency.

Please submit signed copy by August 18, 2023 to KSDE's School Finance team by emailing to Katie Albright [kalbright@ksde.org](mailto:kalbright@ksde.org).

*Kansas leads the world in the success of each student.*

# INDIRECT COST RATES



## Title & Food Service Programs

D0288 CENTRAL HEIGHTS

2023-2024 RATES

*Calculated using 2021-2022 actual costs.*

1. Unallowed Costs .....	123,788
2. Restricted Direct + Unallowed Costs .....	7,628,479
3. Restricted Indirect - Unallowed Costs .....	288,866
4. Restricted Recovery Under or Over .....	-65,711
5. Restricted Net Cost - Unallowed Costs .....	223,155
6. Restricted Rate .....	2.93%
(Line 5 ÷ Line 2) × 100	
7. Unrestricted Direct + Unallowed Costs .....	6,821,662
8. Unrestricted Indirect - Unallowed Costs .....	1,095,683
9. Unrestricted Recovery Under or Over .....	-46,330
10. Unrestricted Net Cost - Unallowed Costs .....	1,049,353
11. Unrestricted Rate .....	15.38%
(Line 10 ÷ Line 7) × 100	

I certify that the information contained herein conforms with the criteria in the OMB uniform administrative requirements guidance under 2 CFR 200 and education department general administrative regulations (EDGAR) 34 CFR parts 75.561 and 76.561 (b) and (c) is correct to the best of my knowledge and belief. No costs other than those incurred by this agency have been included in the indirect cost rate application. The same costs that have been treated as indirect costs have not been and will not be claimed as direct costs, and similar types of costs have been accorded consistent treatment. All expenditures detailed on the application form have been made, and records supporting them have been maintained and are available for audit.

We hereby apply for the indirect cost rates as listed above.

Accepted and approved by the Kansas State Board of Education.

August 3, 2023

\_\_\_\_\_  
Date

\_\_\_\_\_  
Date

\_\_\_\_\_  
Superintendent or other authorized official

  
Dale Brungardt, Director of School Finance

Above rates were computed by using 2021-2022 actual data from the USD budget on file with the State Department of Education. Supplementary data was furnished by the local education agency.

Please submit signed copy by August 18, 2023 to KSDE's School Finance team by emailing to Katie Albright [kalbright@ksde.org](mailto:kalbright@ksde.org).

*Kansas leads the world in the success of each student.*

# INDIRECT COST RATES



## Title & Food Service Programs

D0289 WELLSVILLE

2023-2024 RATES

*Calculated using 2021-2022 actual costs.*

1. Unallowed Costs .....	125,767
2. Restricted Direct + Unallowed Costs .....	9,668,782
3. Restricted Indirect - Unallowed Costs .....	285,277
4. Restricted Recovery Under or Over .....	-76,244
5. Restricted Net Cost - Unallowed Costs .....	209,033
6. Restricted Rate .....	2.16%
(Line 5 ÷ Line 2) × 100	
7. Unrestricted Direct + Unallowed Costs .....	9,072,889
8. Unrestricted Indirect - Unallowed Costs .....	881,170
9. Unrestricted Recovery Under or Over .....	-252,063
10. Unrestricted Net Cost - Unallowed Costs .....	629,107
11. Unrestricted Rate .....	6.93%
(Line 10 ÷ Line 7) × 100	

I certify that the information contained herein conforms with the criteria in the OMB uniform administrative requirements guidance under 2 CFR 200 and education department general administrative regulations (EDGAR) 34 CFR parts 75.561 and 76.561 (b) and (c) is correct to the best of my knowledge and belief. No costs other than those incurred by this agency have been included in the indirect cost rate application. The same costs that have been treated as indirect costs have not been and will not be claimed as direct costs, and similar types of costs have been accorded consistent treatment. All expenditures detailed on the application form have been made, and records supporting them have been maintained and are available for audit.

We hereby apply for the indirect cost rates as listed above.

Accepted and approved by the Kansas State Board of Education.

August 3, 2023

\_\_\_\_\_  
Date

\_\_\_\_\_  
Date

\_\_\_\_\_  
Superintendent or other authorized official

  
Dale Brungardt, Director of School Finance

Above rates were computed by using 2021-2022 actual data from the USD budget on file with the State Department of Education. Supplementary data was furnished by the local education agency.

Please submit signed copy by August 18, 2023 to KSDE's School Finance team by emailing to Katie Albright [kalbright@ksde.org](mailto:kalbright@ksde.org).

*Kansas leads the world in the success of each student.*

# INDIRECT COST RATES



## Title & Food Service Programs

D0290 OTTAWA

2023-2024 RATES

*Calculated using 2021-2022 actual costs.*

1. Unallowed Costs .....	405,879
2. Restricted Direct + Unallowed Costs .....	29,823,921
3. Restricted Indirect - Unallowed Costs .....	557,312
4. Restricted Recovery Under or Over .....	-83,184
5. Restricted Net Cost - Unallowed Costs .....	474,128
6. Restricted Rate .....	1.59%
(Line 5 ÷ Line 2) × 100	
7. Unrestricted Direct + Unallowed Costs .....	26,898,478
8. Unrestricted Indirect - Unallowed Costs .....	3,482,755
9. Unrestricted Recovery Under or Over .....	179,128
10. Unrestricted Net Cost - Unallowed Costs .....	3,661,883
11. Unrestricted Rate .....	13.61%
(Line 10 ÷ Line 7) × 100	

I certify that the information contained herein conforms with the criteria in the OMB uniform administrative requirements guidance under 2 CFR 200 and education department general administrative regulations (EDGAR) 34 CFR parts 75.561 and 76.561 (b) and (c) is correct to the best of my knowledge and belief. No costs other than those incurred by this agency have been included in the indirect cost rate application. The same costs that have been treated as indirect costs have not been and will not be claimed as direct costs, and similar types of costs have been accorded consistent treatment. All expenditures detailed on the application form have been made, and records supporting them have been maintained and are available for audit.

We hereby apply for the indirect cost rates as listed above.

Accepted and approved by the Kansas State Board of Education.

August 3, 2023

\_\_\_\_\_  
Date

\_\_\_\_\_  
Date

\_\_\_\_\_  
Superintendent or other authorized official

  
Dale Brungardt, Director of School Finance

Above rates were computed by using 2021-2022 actual data from the USD budget on file with the State Department of Education. Supplementary data was furnished by the local education agency.

Please submit signed copy by August 18, 2023 to KSDE's School Finance team by emailing to Katie Albright [kalbright@ksde.org](mailto:kalbright@ksde.org).

*Kansas leads the world in the success of each student.*

# INDIRECT COST RATES



## Title & Food Service Programs

D0291 GRINNELL PUBLIC SCHOOLS

2023-2024 RATES

*Calculated using 2021-2022 actual costs.*

1. Unallowed Costs .....	63,073
2. Restricted Direct + Unallowed Costs .....	1,596,079
3. Restricted Indirect - Unallowed Costs .....	92,319
4. Restricted Recovery Under or Over .....	-23,842
5. Restricted Net Cost - Unallowed Costs .....	68,477
6. Restricted Rate .....	4.29%
(Line 5 ÷ Line 2) × 100	
7. Unrestricted Direct + Unallowed Costs .....	1,385,012
8. Unrestricted Indirect - Unallowed Costs .....	303,386
9. Unrestricted Recovery Under or Over .....	17,703
10. Unrestricted Net Cost - Unallowed Costs .....	321,089
11. Unrestricted Rate .....	23.18%
(Line 10 ÷ Line 7) × 100	

I certify that the information contained herein conforms with the criteria in the OMB uniform administrative requirements guidance under 2 CFR 200 and education department general administrative regulations (EDGAR) 34 CFR parts 75.561 and 76.561 (b) and (c) is correct to the best of my knowledge and belief. No costs other than those incurred by this agency have been included in the indirect cost rate application. The same costs that have been treated as indirect costs have not been and will not be claimed as direct costs, and similar types of costs have been accorded consistent treatment. All expenditures detailed on the application form have been made, and records supporting them have been maintained and are available for audit.

We hereby apply for the indirect cost rates as listed above.

Accepted and approved by the Kansas State Board of Education.

August 3, 2023

\_\_\_\_\_  
Date

\_\_\_\_\_  
Date

\_\_\_\_\_  
Superintendent or other authorized official

  
Dale Brungardt, Director of School Finance

Above rates were computed by using 2021-2022 actual data from the USD budget on file with the State Department of Education. Supplementary data was furnished by the local education agency.

Please submit signed copy by August 18, 2023 to KSDE's School Finance team by emailing to Katie Albright [kalbright@ksde.org](mailto:kalbright@ksde.org).

*Kansas leads the world in the success of each student.*

# INDIRECT COST RATES



## Title & Food Service Programs

D0292 WHEATLAND

2023-2024 RATES

*Calculated using 2021-2022 actual costs.*

1. Unallowed Costs .....	60,100
2. Restricted Direct + Unallowed Costs .....	2,465,096
3. Restricted Indirect - Unallowed Costs .....	181,891
4. Restricted Recovery Under or Over .....	13,946
5. Restricted Net Cost - Unallowed Costs .....	195,837
6. Restricted Rate .....	7.94%
(Line 5 ÷ Line 2) × 100	
7. Unrestricted Direct + Unallowed Costs .....	2,283,935
8. Unrestricted Indirect - Unallowed Costs .....	363,052
9. Unrestricted Recovery Under or Over .....	12,258
10. Unrestricted Net Cost - Unallowed Costs .....	375,310
11. Unrestricted Rate .....	16.43%
(Line 10 ÷ Line 7) × 100	

I certify that the information contained herein conforms with the criteria in the OMB uniform administrative requirements guidance under 2 CFR 200 and education department general administrative regulations (EDGAR) 34 CFR parts 75.561 and 76.561 (b) and (c) is correct to the best of my knowledge and belief. No costs other than those incurred by this agency have been included in the indirect cost rate application. The same costs that have been treated as indirect costs have not been and will not be claimed as direct costs, and similar types of costs have been accorded consistent treatment. All expenditures detailed on the application form have been made, and records supporting them have been maintained and are available for audit.

We hereby apply for the indirect cost rates as listed above.

Accepted and approved by the Kansas State Board of Education.

August 3, 2023

\_\_\_\_\_  
Date

\_\_\_\_\_  
Date

\_\_\_\_\_  
Superintendent or other authorized official

  
Dale Brungardt, Director of School Finance

Above rates were computed by using 2021-2022 actual data from the USD budget on file with the State Department of Education. Supplementary data was furnished by the local education agency.

Please submit signed copy by August 18, 2023 to KSDE's School Finance team by emailing to Katie Albright [kalbright@ksde.org](mailto:kalbright@ksde.org).

*Kansas leads the world in the success of each student.*

# INDIRECT COST RATES



## Title & Food Service Programs

D0293 QUINTER PUBLIC SCHOOLS

2023-2024 RATES

*Calculated using 2021-2022 actual costs.*

1. Unallowed Costs .....	51,820
2. Restricted Direct + Unallowed Costs .....	4,581,647
3. Restricted Indirect - Unallowed Costs .....	283,386
4. Restricted Recovery Under or Over .....	42,594
5. Restricted Net Cost - Unallowed Costs .....	325,980
6. Restricted Rate .....	7.11%
(Line 5 ÷ Line 2) × 100	
7. Unrestricted Direct + Unallowed Costs .....	4,250,550
8. Unrestricted Indirect - Unallowed Costs .....	614,483
9. Unrestricted Recovery Under or Over .....	-5,974
10. Unrestricted Net Cost - Unallowed Costs .....	608,509
11. Unrestricted Rate .....	14.32%
(Line 10 ÷ Line 7) × 100	

I certify that the information contained herein conforms with the criteria in the OMB uniform administrative requirements guidance under 2 CFR 200 and education department general administrative regulations (EDGAR) 34 CFR parts 75.561 and 76.561 (b) and (c) is correct to the best of my knowledge and belief. No costs other than those incurred by this agency have been included in the indirect cost rate application. The same costs that have been treated as indirect costs have not been and will not be claimed as direct costs, and similar types of costs have been accorded consistent treatment. All expenditures detailed on the application form have been made, and records supporting them have been maintained and are available for audit.

We hereby apply for the indirect cost rates as listed above.

Accepted and approved by the Kansas State Board of Education.

August 3, 2023

\_\_\_\_\_  
Date

\_\_\_\_\_  
Date

\_\_\_\_\_  
Superintendent or other authorized official

  
Dale Brungardt, Director of School Finance

Above rates were computed by using 2021-2022 actual data from the USD budget on file with the State Department of Education. Supplementary data was furnished by the local education agency.

Please submit signed copy by August 18, 2023 to KSDE's School Finance team by emailing to Katie Albright [kalbright@ksde.org](mailto:kalbright@ksde.org).

*Kansas leads the world in the success of each student.*



# INDIRECT COST RATES



## Title & Food Service Programs

D0294 OBERLIN

2023-2024 RATES

*Calculated using 2021-2022 actual costs.*

1. Unallowed Costs .....	142,222
2. Restricted Direct + Unallowed Costs .....	5,542,175
3. Restricted Indirect - Unallowed Costs .....	409,680
4. Restricted Recovery Under or Over .....	161,723
5. Restricted Net Cost - Unallowed Costs .....	571,403
6. Restricted Rate .....	10.31%
(Line 5 ÷ Line 2) × 100	
7. Unrestricted Direct + Unallowed Costs .....	4,967,698
8. Unrestricted Indirect - Unallowed Costs .....	984,157
9. Unrestricted Recovery Under or Over .....	234,354
10. Unrestricted Net Cost - Unallowed Costs .....	1,218,511
11. Unrestricted Rate .....	24.53%
(Line 10 ÷ Line 7) × 100	

I certify that the information contained herein conforms with the criteria in the OMB uniform administrative requirements guidance under 2 CFR 200 and education department general administrative regulations (EDGAR) 34 CFR parts 75.561 and 76.561 (b) and (c) is correct to the best of my knowledge and belief. No costs other than those incurred by this agency have been included in the indirect cost rate application. The same costs that have been treated as indirect costs have not been and will not be claimed as direct costs, and similar types of costs have been accorded consistent treatment. All expenditures detailed on the application form have been made, and records supporting them have been maintained and are available for audit.

We hereby apply for the indirect cost rates as listed above.

Accepted and approved by the Kansas State Board of Education.

August 3, 2023

\_\_\_\_\_  
Date

\_\_\_\_\_  
Date

\_\_\_\_\_  
Superintendent or other authorized official

  
Dale Brungardt, Director of School Finance

Above rates were computed by using 2021-2022 actual data from the USD budget on file with the State Department of Education. Supplementary data was furnished by the local education agency.

Please submit signed copy by August 18, 2023 to KSDE's School Finance team by emailing to Katie Albright [kalbright@ksde.org](mailto:kalbright@ksde.org).

*Kansas leads the world in the success of each student.*

# INDIRECT COST RATES



## Title & Food Service Programs

D0297 ST FRANCIS COMM SCH

2023-2024 RATES

*Calculated using 2021-2022 actual costs.*

1. Unallowed Costs .....	84,939
2. Restricted Direct + Unallowed Costs .....	3,585,488
3. Restricted Indirect - Unallowed Costs .....	98,162
4. Restricted Recovery Under or Over .....	21,688
5. Restricted Net Cost - Unallowed Costs .....	119,850
6. Restricted Rate .....	3.34%
(Line 5 ÷ Line 2) × 100	
7. Unrestricted Direct + Unallowed Costs .....	3,221,804
8. Unrestricted Indirect - Unallowed Costs .....	461,846
9. Unrestricted Recovery Under or Over .....	60,391
10. Unrestricted Net Cost - Unallowed Costs .....	522,237
11. Unrestricted Rate .....	16.21%
(Line 10 ÷ Line 7) × 100	

I certify that the information contained herein conforms with the criteria in the OMB uniform administrative requirements guidance under 2 CFR 200 and education department general administrative regulations (EDGAR) 34 CFR parts 75.561 and 76.561 (b) and (c) is correct to the best of my knowledge and belief. No costs other than those incurred by this agency have been included in the indirect cost rate application. The same costs that have been treated as indirect costs have not been and will not be claimed as direct costs, and similar types of costs have been accorded consistent treatment. All expenditures detailed on the application form have been made, and records supporting them have been maintained and are available for audit.

We hereby apply for the indirect cost rates as listed above.

Accepted and approved by the Kansas State Board of Education.

August 3, 2023

\_\_\_\_\_  
Date

\_\_\_\_\_  
Date

\_\_\_\_\_  
Superintendent or other authorized official

  
Dale Brungardt, Director of School Finance

Above rates were computed by using 2021-2022 actual data from the USD budget on file with the State Department of Education. Supplementary data was furnished by the local education agency.

Please submit signed copy by August 18, 2023 to KSDE's School Finance team by emailing to Katie Albright [kalbright@ksde.org](mailto:kalbright@ksde.org).

*Kansas leads the world in the success of each student.*

# INDIRECT COST RATES



## Title & Food Service Programs

D0298 LINCOLN

2023-2024 RATES

*Calculated using 2021-2022 actual costs.*

1. Unallowed Costs .....	106,756
2. Restricted Direct + Unallowed Costs .....	4,710,860
3. Restricted Indirect - Unallowed Costs .....	317,237
4. Restricted Recovery Under or Over .....	9,943
5. Restricted Net Cost - Unallowed Costs .....	327,180
6. Restricted Rate .....	6.95%
(Line 5 ÷ Line 2) × 100	
7. Unrestricted Direct + Unallowed Costs .....	4,288,143
8. Unrestricted Indirect - Unallowed Costs .....	739,954
9. Unrestricted Recovery Under or Over .....	-19,196
10. Unrestricted Net Cost - Unallowed Costs .....	720,758
11. Unrestricted Rate .....	16.81%
(Line 10 ÷ Line 7) × 100	

I certify that the information contained herein conforms with the criteria in the OMB uniform administrative requirements guidance under 2 CFR 200 and education department general administrative regulations (EDGAR) 34 CFR parts 75.561 and 76.561 (b) and (c) is correct to the best of my knowledge and belief. No costs other than those incurred by this agency have been included in the indirect cost rate application. The same costs that have been treated as indirect costs have not been and will not be claimed as direct costs, and similar types of costs have been accorded consistent treatment. All expenditures detailed on the application form have been made, and records supporting them have been maintained and are available for audit.

We hereby apply for the indirect cost rates as listed above.

Accepted and approved by the Kansas State Board of Education.

August 3, 2023

\_\_\_\_\_  
Date

\_\_\_\_\_  
Date

\_\_\_\_\_  
Superintendent or other authorized official

  
Dale Brungardt, Director of School Finance

Above rates were computed by using 2021-2022 actual data from the USD budget on file with the State Department of Education. Supplementary data was furnished by the local education agency.

Please submit signed copy by August 18, 2023 to KSDE's School Finance team by emailing to Katie Albright [kalbright@ksde.org](mailto:kalbright@ksde.org).

*Kansas leads the world in the success of each student.*

# INDIRECT COST RATES



## Title & Food Service Programs

D0299 SYLVAN GROVE

2023-2024 RATES

*Calculated using 2021-2022 actual costs.*

1. Unallowed Costs .....	73,083
2. Restricted Direct + Unallowed Costs .....	3,434,381
3. Restricted Indirect - Unallowed Costs .....	86,193
4. Restricted Recovery Under or Over .....	-2,393
5. Restricted Net Cost - Unallowed Costs .....	83,800
6. Restricted Rate .....	2.44%
(Line 5 ÷ Line 2) × 100	
7. Unrestricted Direct + Unallowed Costs .....	3,017,184
8. Unrestricted Indirect - Unallowed Costs .....	503,390
9. Unrestricted Recovery Under or Over .....	-88,377
10. Unrestricted Net Cost - Unallowed Costs .....	415,013
11. Unrestricted Rate .....	13.75%
(Line 10 ÷ Line 7) × 100	

I certify that the information contained herein conforms with the criteria in the OMB uniform administrative requirements guidance under 2 CFR 200 and education department general administrative regulations (EDGAR) 34 CFR parts 75.561 and 76.561 (b) and (c) is correct to the best of my knowledge and belief. No costs other than those incurred by this agency have been included in the indirect cost rate application. The same costs that have been treated as indirect costs have not been and will not be claimed as direct costs, and similar types of costs have been accorded consistent treatment. All expenditures detailed on the application form have been made, and records supporting them have been maintained and are available for audit.

We hereby apply for the indirect cost rates as listed above.

Accepted and approved by the Kansas State Board of Education.

August 3, 2023

\_\_\_\_\_  
Date

\_\_\_\_\_  
Date

\_\_\_\_\_  
Superintendent or other authorized official

  
Dale Brungardt, Director of School Finance

Above rates were computed by using 2021-2022 actual data from the USD budget on file with the State Department of Education. Supplementary data was furnished by the local education agency.

Please submit signed copy by August 18, 2023 to KSDE's School Finance team by emailing to Katie Albright [kalbright@ksde.org](mailto:kalbright@ksde.org).

*Kansas leads the world in the success of each student.*

# INDIRECT COST RATES



## Title & Food Service Programs

D0300 COMANCHE COUNTY

2023-2024 RATES

*Calculated using 2021-2022 actual costs.*

1. Unallowed Costs .....	99,511
2. Restricted Direct + Unallowed Costs .....	5,309,142
3. Restricted Indirect - Unallowed Costs .....	224,124
4. Restricted Recovery Under or Over .....	14,500
5. Restricted Net Cost - Unallowed Costs .....	238,624
6. Restricted Rate .....	4.49%
(Line 5 ÷ Line 2) × 100	
7. Unrestricted Direct + Unallowed Costs .....	4,763,707
8. Unrestricted Indirect - Unallowed Costs .....	769,559
9. Unrestricted Recovery Under or Over .....	36,530
10. Unrestricted Net Cost - Unallowed Costs .....	806,089
11. Unrestricted Rate .....	16.92%
(Line 10 ÷ Line 7) × 100	

I certify that the information contained herein conforms with the criteria in the OMB uniform administrative requirements guidance under 2 CFR 200 and education department general administrative regulations (EDGAR) 34 CFR parts 75.561 and 76.561 (b) and (c) is correct to the best of my knowledge and belief. No costs other than those incurred by this agency have been included in the indirect cost rate application. The same costs that have been treated as indirect costs have not been and will not be claimed as direct costs, and similar types of costs have been accorded consistent treatment. All expenditures detailed on the application form have been made, and records supporting them have been maintained and are available for audit.

We hereby apply for the indirect cost rates as listed above.

Accepted and approved by the Kansas State Board of Education.

August 3, 2023

\_\_\_\_\_  
Date

\_\_\_\_\_  
Date

\_\_\_\_\_  
Superintendent or other authorized official

  
Dale Brungardt, Director of School Finance

Above rates were computed by using 2021-2022 actual data from the USD budget on file with the State Department of Education. Supplementary data was furnished by the local education agency.

Please submit signed copy by August 18, 2023 to KSDE's School Finance team by emailing to Katie Albright [kalbright@ksde.org](mailto:kalbright@ksde.org).

*Kansas leads the world in the success of each student.*

# INDIRECT COST RATES



## Title & Food Service Programs

D0303 NESS CITY

2023-2024 RATES

*Calculated using 2021-2022 actual costs.*

1. Unallowed Costs .....	89,646
2. Restricted Direct + Unallowed Costs .....	4,009,656
3. Restricted Indirect - Unallowed Costs .....	253,504
4. Restricted Recovery Under or Over .....	-10,320
5. Restricted Net Cost - Unallowed Costs .....	243,184
6. Restricted Rate .....	6.06%
(Line 5 ÷ Line 2) × 100	
7. Unrestricted Direct + Unallowed Costs .....	3,530,707
8. Unrestricted Indirect - Unallowed Costs .....	732,453
9. Unrestricted Recovery Under or Over .....	44,666
10. Unrestricted Net Cost - Unallowed Costs .....	777,119
11. Unrestricted Rate .....	22.01%
(Line 10 ÷ Line 7) × 100	

I certify that the information contained herein conforms with the criteria in the OMB uniform administrative requirements guidance under 2 CFR 200 and education department general administrative regulations (EDGAR) 34 CFR parts 75.561 and 76.561 (b) and (c) is correct to the best of my knowledge and belief. No costs other than those incurred by this agency have been included in the indirect cost rate application. The same costs that have been treated as indirect costs have not been and will not be claimed as direct costs, and similar types of costs have been accorded consistent treatment. All expenditures detailed on the application form have been made, and records supporting them have been maintained and are available for audit.

We hereby apply for the indirect cost rates as listed above.

Accepted and approved by the Kansas State Board of Education.

August 3, 2023

\_\_\_\_\_  
Date

\_\_\_\_\_  
Date

\_\_\_\_\_  
Superintendent or other authorized official

  
Dale Brungardt, Director of School Finance

Above rates were computed by using 2021-2022 actual data from the USD budget on file with the State Department of Education. Supplementary data was furnished by the local education agency.

Please submit signed copy by August 18, 2023 to KSDE's School Finance team by emailing to Katie Albright [kalbright@ksde.org](mailto:kalbright@ksde.org).

*Kansas leads the world in the success of each student.*

# INDIRECT COST RATES



## Title & Food Service Programs

D0305 SALINA

2023-2024 RATES

*Calculated using 2021-2022 actual costs.*

1. Unallowed Costs .....	237,162
2. Restricted Direct + Unallowed Costs .....	97,262,878
3. Restricted Indirect - Unallowed Costs .....	3,267,411
4. Restricted Recovery Under or Over .....	-447,719
5. Restricted Net Cost - Unallowed Costs .....	2,819,692
6. Restricted Rate .....	2.90%
(Line 5 ÷ Line 2) × 100	
7. Unrestricted Direct + Unallowed Costs .....	88,918,781
8. Unrestricted Indirect - Unallowed Costs .....	11,611,508
9. Unrestricted Recovery Under or Over .....	-520,900
10. Unrestricted Net Cost - Unallowed Costs .....	11,090,608
11. Unrestricted Rate .....	12.47%
(Line 10 ÷ Line 7) × 100	

I certify that the information contained herein conforms with the criteria in the OMB uniform administrative requirements guidance under 2 CFR 200 and education department general administrative regulations (EDGAR) 34 CFR parts 75.561 and 76.561 (b) and (c) is correct to the best of my knowledge and belief. No costs other than those incurred by this agency have been included in the indirect cost rate application. The same costs that have been treated as indirect costs have not been and will not be claimed as direct costs, and similar types of costs have been accorded consistent treatment. All expenditures detailed on the application form have been made, and records supporting them have been maintained and are available for audit.

We hereby apply for the indirect cost rates as listed above.

Accepted and approved by the Kansas State Board of Education.

August 3, 2023

\_\_\_\_\_  
Date

\_\_\_\_\_  
Date

\_\_\_\_\_  
Superintendent or other authorized official

  
Dale Brungardt, Director of School Finance

Above rates were computed by using 2021-2022 actual data from the USD budget on file with the State Department of Education. Supplementary data was furnished by the local education agency.

Please submit signed copy by August 18, 2023 to KSDE's School Finance team by emailing to Katie Albright [kalbright@ksde.org](mailto:kalbright@ksde.org).

*Kansas leads the world in the success of each student.*

# INDIRECT COST RATES



## Title & Food Service Programs

D0306 SOUTHEAST OF SALINE

2023-2024 RATES

*Calculated using 2021-2022 actual costs.*

1. Unallowed Costs .....	151,943
2. Restricted Direct + Unallowed Costs .....	8,769,734
3. Restricted Indirect - Unallowed Costs .....	328,858
4. Restricted Recovery Under or Over .....	27,401
5. Restricted Net Cost - Unallowed Costs .....	356,259
6. Restricted Rate .....	4.06%
(Line 5 ÷ Line 2) × 100	
7. Unrestricted Direct + Unallowed Costs .....	8,079,204
8. Unrestricted Indirect - Unallowed Costs .....	1,019,388
9. Unrestricted Recovery Under or Over .....	-111,034
10. Unrestricted Net Cost - Unallowed Costs .....	908,354
11. Unrestricted Rate .....	11.24%
(Line 10 ÷ Line 7) × 100	

I certify that the information contained herein conforms with the criteria in the OMB uniform administrative requirements guidance under 2 CFR 200 and education department general administrative regulations (EDGAR) 34 CFR parts 75.561 and 76.561 (b) and (c) is correct to the best of my knowledge and belief. No costs other than those incurred by this agency have been included in the indirect cost rate application. The same costs that have been treated as indirect costs have not been and will not be claimed as direct costs, and similar types of costs have been accorded consistent treatment. All expenditures detailed on the application form have been made, and records supporting them have been maintained and are available for audit.

We hereby apply for the indirect cost rates as listed above.

Accepted and approved by the Kansas State Board of Education.

August 3, 2023

\_\_\_\_\_  
Date

\_\_\_\_\_  
Date

\_\_\_\_\_  
Superintendent or other authorized official

  
Dale Brungardt, Director of School Finance

Above rates were computed by using 2021-2022 actual data from the USD budget on file with the State Department of Education. Supplementary data was furnished by the local education agency.

Please submit signed copy by August 18, 2023 to KSDE's School Finance team by emailing to Katie Albright [kalbright@ksde.org](mailto:kalbright@ksde.org).

*Kansas leads the world in the success of each student.*



# INDIRECT COST RATES



## Title & Food Service Programs

D0307 ELL-SALINE

2023-2024 RATES

*Calculated using 2021-2022 actual costs.*

1. Unallowed Costs .....	114,111
2. Restricted Direct + Unallowed Costs .....	6,268,606
3. Restricted Indirect - Unallowed Costs .....	319,823
4. Restricted Recovery Under or Over .....	-5,083
5. Restricted Net Cost - Unallowed Costs .....	314,740
6. Restricted Rate .....	5.02%
(Line 5 ÷ Line 2) × 100	
7. Unrestricted Direct + Unallowed Costs .....	5,502,758
8. Unrestricted Indirect - Unallowed Costs .....	1,085,671
9. Unrestricted Recovery Under or Over .....	126,304
10. Unrestricted Net Cost - Unallowed Costs .....	1,211,975
11. Unrestricted Rate .....	22.02%
(Line 10 ÷ Line 7) × 100	

I certify that the information contained herein conforms with the criteria in the OMB uniform administrative requirements guidance under 2 CFR 200 and education department general administrative regulations (EDGAR) 34 CFR parts 75.561 and 76.561 (b) and (c) is correct to the best of my knowledge and belief. No costs other than those incurred by this agency have been included in the indirect cost rate application. The same costs that have been treated as indirect costs have not been and will not be claimed as direct costs, and similar types of costs have been accorded consistent treatment. All expenditures detailed on the application form have been made, and records supporting them have been maintained and are available for audit.

We hereby apply for the indirect cost rates as listed above.

Accepted and approved by the Kansas State Board of Education.

August 3, 2023

\_\_\_\_\_  
Date

\_\_\_\_\_  
Date

\_\_\_\_\_  
Superintendent or other authorized official

  
Dale Brungardt, Director of School Finance

Above rates were computed by using 2021-2022 actual data from the USD budget on file with the State Department of Education. Supplementary data was furnished by the local education agency.

Please submit signed copy by August 18, 2023 to KSDE's School Finance team by emailing to Katie Albright [kalbright@ksde.org](mailto:kalbright@ksde.org).

*Kansas leads the world in the success of each student.*

# INDIRECT COST RATES



## Title & Food Service Programs

D0308 HUTCHINSON PUBLIC SCHOOLS

2023-2024 RATES

*Calculated using 2021-2022 actual costs.*

1. Unallowed Costs .....	337,003
2. Restricted Direct + Unallowed Costs .....	61,779,054
3. Restricted Indirect - Unallowed Costs .....	1,943,023
4. Restricted Recovery Under or Over .....	174,037
5. Restricted Net Cost - Unallowed Costs .....	2,117,060
6. Restricted Rate .....	3.43%
(Line 5 ÷ Line 2) × 100	
7. Unrestricted Direct + Unallowed Costs .....	56,606,776
8. Unrestricted Indirect - Unallowed Costs .....	7,115,301
9. Unrestricted Recovery Under or Over .....	-65,746
10. Unrestricted Net Cost - Unallowed Costs .....	7,049,555
11. Unrestricted Rate .....	12.45%
(Line 10 ÷ Line 7) × 100	

I certify that the information contained herein conforms with the criteria in the OMB uniform administrative requirements guidance under 2 CFR 200 and education department general administrative regulations (EDGAR) 34 CFR parts 75.561 and 76.561 (b) and (c) is correct to the best of my knowledge and belief. No costs other than those incurred by this agency have been included in the indirect cost rate application. The same costs that have been treated as indirect costs have not been and will not be claimed as direct costs, and similar types of costs have been accorded consistent treatment. All expenditures detailed on the application form have been made, and records supporting them have been maintained and are available for audit.

We hereby apply for the indirect cost rates as listed above.

Accepted and approved by the Kansas State Board of Education.

August 3, 2023

\_\_\_\_\_  
Date

\_\_\_\_\_  
Date

\_\_\_\_\_  
Superintendent or other authorized official

  
Dale Brungardt, Director of School Finance

Above rates were computed by using 2021-2022 actual data from the USD budget on file with the State Department of Education. Supplementary data was furnished by the local education agency.

Please submit signed copy by August 18, 2023 to KSDE's School Finance team by emailing to Katie Albright [kalbright@ksde.org](mailto:kalbright@ksde.org).

*Kansas leads the world in the success of each student.*

# INDIRECT COST RATES



## Title & Food Service Programs

D0309 NICKERSON

2023-2024 RATES

*Calculated using 2021-2022 actual costs.*

1. Unallowed Costs .....	243,897
2. Restricted Direct + Unallowed Costs .....	14,255,986
3. Restricted Indirect - Unallowed Costs .....	543,029
4. Restricted Recovery Under or Over .....	7,555
5. Restricted Net Cost - Unallowed Costs .....	550,584
6. Restricted Rate .....	3.86%
(Line 5 ÷ Line 2) × 100	
7. Unrestricted Direct + Unallowed Costs .....	12,773,640
8. Unrestricted Indirect - Unallowed Costs .....	2,025,375
9. Unrestricted Recovery Under or Over .....	127,786
10. Unrestricted Net Cost - Unallowed Costs .....	2,153,161
11. Unrestricted Rate .....	16.86%
(Line 10 ÷ Line 7) × 100	

I certify that the information contained herein conforms with the criteria in the OMB uniform administrative requirements guidance under 2 CFR 200 and education department general administrative regulations (EDGAR) 34 CFR parts 75.561 and 76.561 (b) and (c) is correct to the best of my knowledge and belief. No costs other than those incurred by this agency have been included in the indirect cost rate application. The same costs that have been treated as indirect costs have not been and will not be claimed as direct costs, and similar types of costs have been accorded consistent treatment. All expenditures detailed on the application form have been made, and records supporting them have been maintained and are available for audit.

We hereby apply for the indirect cost rates as listed above.

Accepted and approved by the Kansas State Board of Education.

August 3, 2023

\_\_\_\_\_  
Date

\_\_\_\_\_  
Date

\_\_\_\_\_  
Superintendent or other authorized official

  
Dale Brungardt, Director of School Finance

Above rates were computed by using 2021-2022 actual data from the USD budget on file with the State Department of Education. Supplementary data was furnished by the local education agency.

Please submit signed copy by August 18, 2023 to KSDE's School Finance team by emailing to Katie Albright [kalbright@ksde.org](mailto:kalbright@ksde.org).

*Kansas leads the world in the success of each student.*

# INDIRECT COST RATES



## Title & Food Service Programs

D0310 FAIRFIELD

2023-2024 RATES

*Calculated using 2021-2022 actual costs.*

1. Unallowed Costs .....	90,572
2. Restricted Direct + Unallowed Costs .....	4,412,877
3. Restricted Indirect - Unallowed Costs .....	317,371
4. Restricted Recovery Under or Over .....	-68,383
5. Restricted Net Cost - Unallowed Costs .....	248,988
6. Restricted Rate .....	5.64%
(Line 5 ÷ Line 2) × 100	
7. Unrestricted Direct + Unallowed Costs .....	3,942,247
8. Unrestricted Indirect - Unallowed Costs .....	788,001
9. Unrestricted Recovery Under or Over .....	93,421
10. Unrestricted Net Cost - Unallowed Costs .....	881,422
11. Unrestricted Rate .....	22.36%
(Line 10 ÷ Line 7) × 100	

I certify that the information contained herein conforms with the criteria in the OMB uniform administrative requirements guidance under 2 CFR 200 and education department general administrative regulations (EDGAR) 34 CFR parts 75.561 and 76.561 (b) and (c) is correct to the best of my knowledge and belief. No costs other than those incurred by this agency have been included in the indirect cost rate application. The same costs that have been treated as indirect costs have not been and will not be claimed as direct costs, and similar types of costs have been accorded consistent treatment. All expenditures detailed on the application form have been made, and records supporting them have been maintained and are available for audit.

We hereby apply for the indirect cost rates as listed above.

Accepted and approved by the Kansas State Board of Education.

August 3, 2023

\_\_\_\_\_  
Date

\_\_\_\_\_  
Date

\_\_\_\_\_  
Superintendent or other authorized official

  
Dale Brungardt, Director of School Finance

Above rates were computed by using 2021-2022 actual data from the USD budget on file with the State Department of Education. Supplementary data was furnished by the local education agency.

Please submit signed copy by August 18, 2023 to KSDE's School Finance team by emailing to Katie Albright [kalbright@ksde.org](mailto:kalbright@ksde.org).

*Kansas leads the world in the success of each student.*

# INDIRECT COST RATES



## Title & Food Service Programs

D0311 PRETTY PRAIRIE

2023-2024 RATES

*Calculated using 2021-2022 actual costs.*

1. Unallowed Costs .....	116,380
2. Restricted Direct + Unallowed Costs .....	4,376,711
3. Restricted Indirect - Unallowed Costs .....	166,075
4. Restricted Recovery Under or Over .....	5,075
5. Restricted Net Cost - Unallowed Costs .....	171,150
6. Restricted Rate .....	3.91%
(Line 5 ÷ Line 2) × 100	
7. Unrestricted Direct + Unallowed Costs .....	3,916,992
8. Unrestricted Indirect - Unallowed Costs .....	625,794
9. Unrestricted Recovery Under or Over .....	-17,075
10. Unrestricted Net Cost - Unallowed Costs .....	608,719
11. Unrestricted Rate .....	15.54%
(Line 10 ÷ Line 7) × 100	

I certify that the information contained herein conforms with the criteria in the OMB uniform administrative requirements guidance under 2 CFR 200 and education department general administrative regulations (EDGAR) 34 CFR parts 75.561 and 76.561 (b) and (c) is correct to the best of my knowledge and belief. No costs other than those incurred by this agency have been included in the indirect cost rate application. The same costs that have been treated as indirect costs have not been and will not be claimed as direct costs, and similar types of costs have been accorded consistent treatment. All expenditures detailed on the application form have been made, and records supporting them have been maintained and are available for audit.

We hereby apply for the indirect cost rates as listed above.

Accepted and approved by the Kansas State Board of Education.

August 3, 2023

\_\_\_\_\_  
Date

\_\_\_\_\_  
Date

\_\_\_\_\_  
Superintendent or other authorized official

  
Dale Brungardt, Director of School Finance

Above rates were computed by using 2021-2022 actual data from the USD budget on file with the State Department of Education. Supplementary data was furnished by the local education agency.

Please submit signed copy by August 18, 2023 to KSDE's School Finance team by emailing to Katie Albright [kalbright@ksde.org](mailto:kalbright@ksde.org).

*Kansas leads the world in the success of each student.*

# INDIRECT COST RATES



## Title & Food Service Programs

D0312 HAVEN PUBLIC SCHOOLS

2023-2024 RATES

*Calculated using 2021-2022 actual costs.*

1. Unallowed Costs .....	227,844
2. Restricted Direct + Unallowed Costs .....	9,851,439
3. Restricted Indirect - Unallowed Costs .....	193,899
4. Restricted Recovery Under or Over .....	10,097
5. Restricted Net Cost - Unallowed Costs .....	203,996
6. Restricted Rate .....	2.07%
(Line 5 ÷ Line 2) × 100	
7. Unrestricted Direct + Unallowed Costs .....	8,953,121
8. Unrestricted Indirect - Unallowed Costs .....	1,092,217
9. Unrestricted Recovery Under or Over .....	44,679
10. Unrestricted Net Cost - Unallowed Costs .....	1,136,896
11. Unrestricted Rate .....	12.70%
(Line 10 ÷ Line 7) × 100	

I certify that the information contained herein conforms with the criteria in the OMB uniform administrative requirements guidance under 2 CFR 200 and education department general administrative regulations (EDGAR) 34 CFR parts 75.561 and 76.561 (b) and (c) is correct to the best of my knowledge and belief. No costs other than those incurred by this agency have been included in the indirect cost rate application. The same costs that have been treated as indirect costs have not been and will not be claimed as direct costs, and similar types of costs have been accorded consistent treatment. All expenditures detailed on the application form have been made, and records supporting them have been maintained and are available for audit.

We hereby apply for the indirect cost rates as listed above.

Accepted and approved by the Kansas State Board of Education.

August 3, 2023

\_\_\_\_\_  
Date

\_\_\_\_\_  
Date

\_\_\_\_\_  
Superintendent or other authorized official

  
Dale Brungardt, Director of School Finance

Above rates were computed by using 2021-2022 actual data from the USD budget on file with the State Department of Education. Supplementary data was furnished by the local education agency.

Please submit signed copy by August 18, 2023 to KSDE's School Finance team by emailing to Katie Albright [kalbright@ksde.org](mailto:kalbright@ksde.org).

*Kansas leads the world in the success of each student.*

# INDIRECT COST RATES



## Title & Food Service Programs

D0313 BUHLER

2023-2024 RATES

*Calculated using 2021-2022 actual costs.*

1. Unallowed Costs .....	158,446
2. Restricted Direct + Unallowed Costs .....	25,034,856
3. Restricted Indirect - Unallowed Costs .....	744,219
4. Restricted Recovery Under or Over .....	-112,739
5. Restricted Net Cost - Unallowed Costs .....	631,480
6. Restricted Rate .....	2.52%
(Line 5 ÷ Line 2) × 100	
7. Unrestricted Direct + Unallowed Costs .....	22,678,517
8. Unrestricted Indirect - Unallowed Costs .....	3,100,558
9. Unrestricted Recovery Under or Over .....	-48,177
10. Unrestricted Net Cost - Unallowed Costs .....	3,052,381
11. Unrestricted Rate .....	13.46%
(Line 10 ÷ Line 7) × 100	

I certify that the information contained herein conforms with the criteria in the OMB uniform administrative requirements guidance under 2 CFR 200 and education department general administrative regulations (EDGAR) 34 CFR parts 75.561 and 76.561 (b) and (c) is correct to the best of my knowledge and belief. No costs other than those incurred by this agency have been included in the indirect cost rate application. The same costs that have been treated as indirect costs have not been and will not be claimed as direct costs, and similar types of costs have been accorded consistent treatment. All expenditures detailed on the application form have been made, and records supporting them have been maintained and are available for audit.

We hereby apply for the indirect cost rates as listed above.

Accepted and approved by the Kansas State Board of Education.

August 3, 2023

\_\_\_\_\_  
Date

\_\_\_\_\_  
Date

\_\_\_\_\_  
Superintendent or other authorized official

  
Dale Brungardt, Director of School Finance

Above rates were computed by using 2021-2022 actual data from the USD budget on file with the State Department of Education. Supplementary data was furnished by the local education agency.

Please submit signed copy by August 18, 2023 to KSDE's School Finance team by emailing to Katie Albright [kalbright@ksde.org](mailto:kalbright@ksde.org).

*Kansas leads the world in the success of each student.*

# INDIRECT COST RATES



## Title & Food Service Programs

D0314 BREWSTER

2023-2024 RATES

*Calculated using 2021-2022 actual costs.*

1. Unallowed Costs .....	52,668
2. Restricted Direct + Unallowed Costs .....	2,340,650
3. Restricted Indirect - Unallowed Costs .....	119,250
4. Restricted Recovery Under or Over .....	-102,462
5. Restricted Net Cost - Unallowed Costs .....	16,788
6. Restricted Rate .....	0.72%
(Line 5 ÷ Line 2) × 100	
7. Unrestricted Direct + Unallowed Costs .....	1,991,175
8. Unrestricted Indirect - Unallowed Costs .....	468,725
9. Unrestricted Recovery Under or Over .....	- 863
10. Unrestricted Net Cost - Unallowed Costs .....	467,862
11. Unrestricted Rate .....	23.50%
(Line 10 ÷ Line 7) × 100	

I certify that the information contained herein conforms with the criteria in the OMB uniform administrative requirements guidance under 2 CFR 200 and education department general administrative regulations (EDGAR) 34 CFR parts 75.561 and 76.561 (b) and (c) is correct to the best of my knowledge and belief. No costs other than those incurred by this agency have been included in the indirect cost rate application. The same costs that have been treated as indirect costs have not been and will not be claimed as direct costs, and similar types of costs have been accorded consistent treatment. All expenditures detailed on the application form have been made, and records supporting them have been maintained and are available for audit.

We hereby apply for the indirect cost rates as listed above.

Accepted and approved by the Kansas State Board of Education.

August 3, 2023

\_\_\_\_\_  
Date

\_\_\_\_\_  
Date

\_\_\_\_\_  
Superintendent or other authorized official

  
Dale Brungardt, Director of School Finance

Above rates were computed by using 2021-2022 actual data from the USD budget on file with the State Department of Education. Supplementary data was furnished by the local education agency.

Please submit signed copy by August 18, 2023 to KSDE's School Finance team by emailing to Katie Albright [kalbright@ksde.org](mailto:kalbright@ksde.org).

*Kansas leads the world in the success of each student.*



# INDIRECT COST RATES



## Title & Food Service Programs

D0315 COLBY PUBLIC SCHOOLS

2023-2024 RATES

*Calculated using 2021-2022 actual costs.*

1. Unallowed Costs .....	140,933
2. Restricted Direct + Unallowed Costs .....	12,091,349
3. Restricted Indirect - Unallowed Costs .....	306,312
4. Restricted Recovery Under or Over .....	9,293
5. Restricted Net Cost - Unallowed Costs .....	315,605
6. Restricted Rate .....	2.61%
(Line 5 ÷ Line 2) × 100	
7. Unrestricted Direct + Unallowed Costs .....	10,857,852
8. Unrestricted Indirect - Unallowed Costs .....	1,539,809
9. Unrestricted Recovery Under or Over .....	86,695
10. Unrestricted Net Cost - Unallowed Costs .....	1,626,504
11. Unrestricted Rate .....	14.98%
(Line 10 ÷ Line 7) × 100	

I certify that the information contained herein conforms with the criteria in the OMB uniform administrative requirements guidance under 2 CFR 200 and education department general administrative regulations (EDGAR) 34 CFR parts 75.561 and 76.561 (b) and (c) is correct to the best of my knowledge and belief. No costs other than those incurred by this agency have been included in the indirect cost rate application. The same costs that have been treated as indirect costs have not been and will not be claimed as direct costs, and similar types of costs have been accorded consistent treatment. All expenditures detailed on the application form have been made, and records supporting them have been maintained and are available for audit.

We hereby apply for the indirect cost rates as listed above.

Accepted and approved by the Kansas State Board of Education.

August 3, 2023

\_\_\_\_\_  
Date

\_\_\_\_\_  
Date

\_\_\_\_\_  
Superintendent or other authorized official

  
Dale Brungardt, Director of School Finance

Above rates were computed by using 2021-2022 actual data from the USD budget on file with the State Department of Education. Supplementary data was furnished by the local education agency.

Please submit signed copy by August 18, 2023 to KSDE's School Finance team by emailing to Katie Albright [kalbright@ksde.org](mailto:kalbright@ksde.org).

*Kansas leads the world in the success of each student.*

# INDIRECT COST RATES



## Title & Food Service Programs

D0316 GOLDEN PLAINS

2023-2024 RATES

*Calculated using 2021-2022 actual costs.*

1. Unallowed Costs .....	79,465
2. Restricted Direct + Unallowed Costs .....	3,180,574
3. Restricted Indirect - Unallowed Costs .....	428,061
4. Restricted Recovery Under or Over .....	214,642
5. Restricted Net Cost - Unallowed Costs .....	642,703
6. Restricted Rate .....	20.21%
(Line 5 ÷ Line 2) × 100	
7. Unrestricted Direct + Unallowed Costs .....	2,883,666
8. Unrestricted Indirect - Unallowed Costs .....	724,969
9. Unrestricted Recovery Under or Over .....	236,546
10. Unrestricted Net Cost - Unallowed Costs .....	961,515
11. Unrestricted Rate .....	33.34%
(Line 10 ÷ Line 7) × 100	

I certify that the information contained herein conforms with the criteria in the OMB uniform administrative requirements guidance under 2 CFR 200 and education department general administrative regulations (EDGAR) 34 CFR parts 75.561 and 76.561 (b) and (c) is correct to the best of my knowledge and belief. No costs other than those incurred by this agency have been included in the indirect cost rate application. The same costs that have been treated as indirect costs have not been and will not be claimed as direct costs, and similar types of costs have been accorded consistent treatment. All expenditures detailed on the application form have been made, and records supporting them have been maintained and are available for audit.

We hereby apply for the indirect cost rates as listed above.

Accepted and approved by the Kansas State Board of Education.

August 3, 2023

\_\_\_\_\_  
Date

\_\_\_\_\_  
Date

\_\_\_\_\_  
Superintendent or other authorized official

  
Dale Brungardt, Director of School Finance

Above rates were computed by using 2021-2022 actual data from the USD budget on file with the State Department of Education. Supplementary data was furnished by the local education agency.

Please submit signed copy by August 18, 2023 to KSDE's School Finance team by emailing to Katie Albright [kalbright@ksde.org](mailto:kalbright@ksde.org).

*Kansas leads the world in the success of each student.*

# INDIRECT COST RATES



## Title & Food Service Programs

D0320 WAMEGO

2023-2024 RATES

*Calculated using 2021-2022 actual costs.*

1. Unallowed Costs .....	265,804
2. Restricted Direct + Unallowed Costs.....	17,517,778
3. Restricted Indirect - Unallowed Costs.....	659,031
4. Restricted Recovery Under or Over.....	11,053
5. Restricted Net Cost - Unallowed Costs .....	670,084
6. Restricted Rate .....	3.83%
(Line 5 ÷ Line 2) × 100	
7. Unrestricted Direct + Unallowed Costs .....	16,017,865
8. Unrestricted Indirect - Unallowed Costs .....	2,158,944
9. Unrestricted Recovery Under or Over .....	-113,324
10. Unrestricted Net Cost - Unallowed Costs.....	2,045,620
11. Unrestricted Rate.....	12.77%
(Line 10 ÷ Line 7) × 100	

I certify that the information contained herein conforms with the criteria in the OMB uniform administrative requirements guidance under 2 CFR 200 and education department general administrative regulations (EDGAR) 34 CFR parts 75.561 and 76.561 (b) and (c) is correct to the best of my knowledge and belief. No costs other than those incurred by this agency have been included in the indirect cost rate application. The same costs that have been treated as indirect costs have not been and will not be claimed as direct costs, and similar types of costs have been accorded consistent treatment. All expenditures detailed on the application form have been made, and records supporting them have been maintained and are available for audit.

We hereby apply for the indirect cost rates as listed above.

Accepted and approved by the Kansas State Board of Education.

August 3, 2023

\_\_\_\_\_  
Date

\_\_\_\_\_  
Date

\_\_\_\_\_  
Superintendent or other authorized official

  
Dale Brungardt, Director of School Finance

Above rates were computed by using 2021-2022 actual data from the USD budget on file with the State Department of Education. Supplementary data was furnished by the local education agency.

Please submit signed copy by August 18, 2023 to KSDE's School Finance team by emailing to Katie Albright [kalbright@ksde.org](mailto:kalbright@ksde.org).

*Kansas leads the world in the success of each student.*

# INDIRECT COST RATES



## Title & Food Service Programs

D0321 KAW VALLEY

2023-2024 RATES

*Calculated using 2021-2022 actual costs.*

1. Unallowed Costs .....	168,617
2. Restricted Direct + Unallowed Costs .....	16,092,089
3. Restricted Indirect - Unallowed Costs .....	151,405
4. Restricted Recovery Under or Over .....	-56,437
5. Restricted Net Cost - Unallowed Costs .....	94,968
6. Restricted Rate .....	0.59%
(Line 5 ÷ Line 2) × 100	
7. Unrestricted Direct + Unallowed Costs .....	14,236,841
8. Unrestricted Indirect - Unallowed Costs .....	2,006,653
9. Unrestricted Recovery Under or Over .....	-1,190,974
10. Unrestricted Net Cost - Unallowed Costs .....	815,679
11. Unrestricted Rate .....	5.73%
(Line 10 ÷ Line 7) × 100	

I certify that the information contained herein conforms with the criteria in the OMB uniform administrative requirements guidance under 2 CFR 200 and education department general administrative regulations (EDGAR) 34 CFR parts 75.561 and 76.561 (b) and (c) is correct to the best of my knowledge and belief. No costs other than those incurred by this agency have been included in the indirect cost rate application. The same costs that have been treated as indirect costs have not been and will not be claimed as direct costs, and similar types of costs have been accorded consistent treatment. All expenditures detailed on the application form have been made, and records supporting them have been maintained and are available for audit.

We hereby apply for the indirect cost rates as listed above.

Accepted and approved by the Kansas State Board of Education.

August 3, 2023

\_\_\_\_\_  
Date

\_\_\_\_\_  
Date

\_\_\_\_\_  
Superintendent or other authorized official

  
Dale Brungardt, Director of School Finance

Above rates were computed by using 2021-2022 actual data from the USD budget on file with the State Department of Education. Supplementary data was furnished by the local education agency.

Please submit signed copy by August 18, 2023 to KSDE's School Finance team by emailing to Katie Albright [kalbright@ksde.org](mailto:kalbright@ksde.org).

*Kansas leads the world in the success of each student.*

# INDIRECT COST RATES



## Title & Food Service Programs

D0322 ONAGA-HAVENSVILLE-WHEATON

2023-2024 RATES

*Calculated using 2021-2022 actual costs.*

1. Unallowed Costs .....	96,028
2. Restricted Direct + Unallowed Costs .....	4,503,202
3. Restricted Indirect - Unallowed Costs .....	218,610
4. Restricted Recovery Under or Over .....	-30,160
5. Restricted Net Cost - Unallowed Costs .....	188,450
6. Restricted Rate .....	4.18%
(Line 5 ÷ Line 2) × 100	
7. Unrestricted Direct + Unallowed Costs .....	4,091,545
8. Unrestricted Indirect - Unallowed Costs .....	630,267
9. Unrestricted Recovery Under or Over .....	-4,343
10. Unrestricted Net Cost - Unallowed Costs .....	625,924
11. Unrestricted Rate .....	15.30%
(Line 10 ÷ Line 7) × 100	

I certify that the information contained herein conforms with the criteria in the OMB uniform administrative requirements guidance under 2 CFR 200 and education department general administrative regulations (EDGAR) 34 CFR parts 75.561 and 76.561 (b) and (c) is correct to the best of my knowledge and belief. No costs other than those incurred by this agency have been included in the indirect cost rate application. The same costs that have been treated as indirect costs have not been and will not be claimed as direct costs, and similar types of costs have been accorded consistent treatment. All expenditures detailed on the application form have been made, and records supporting them have been maintained and are available for audit.

We hereby apply for the indirect cost rates as listed above.

Accepted and approved by the Kansas State Board of Education.

August 3, 2023

\_\_\_\_\_  
Date

\_\_\_\_\_  
Date

\_\_\_\_\_  
Superintendent or other authorized official

  
Dale Brungardt, Director of School Finance

Above rates were computed by using 2021-2022 actual data from the USD budget on file with the State Department of Education. Supplementary data was furnished by the local education agency.

Please submit signed copy by August 18, 2023 to KSDE's School Finance team by emailing to Katie Albright [kalbright@ksde.org](mailto:kalbright@ksde.org).

*Kansas leads the world in the success of each student.*

# INDIRECT COST RATES



## Title & Food Service Programs

D0323 ROCK CREEK

2023-2024 RATES

*Calculated using 2021-2022 actual costs.*

1. Unallowed Costs .....	136,089
2. Restricted Direct + Unallowed Costs .....	13,180,232
3. Restricted Indirect - Unallowed Costs .....	361,963
4. Restricted Recovery Under or Over .....	29,635
5. Restricted Net Cost - Unallowed Costs .....	391,598
6. Restricted Rate .....	2.97%
(Line 5 ÷ Line 2) × 100	
7. Unrestricted Direct + Unallowed Costs .....	11,758,267
8. Unrestricted Indirect - Unallowed Costs .....	1,783,928
9. Unrestricted Recovery Under or Over .....	-105,940
10. Unrestricted Net Cost - Unallowed Costs .....	1,677,988
11. Unrestricted Rate .....	14.27%
(Line 10 ÷ Line 7) × 100	

I certify that the information contained herein conforms with the criteria in the OMB uniform administrative requirements guidance under 2 CFR 200 and education department general administrative regulations (EDGAR) 34 CFR parts 75.561 and 76.561 (b) and (c) is correct to the best of my knowledge and belief. No costs other than those incurred by this agency have been included in the indirect cost rate application. The same costs that have been treated as indirect costs have not been and will not be claimed as direct costs, and similar types of costs have been accorded consistent treatment. All expenditures detailed on the application form have been made, and records supporting them have been maintained and are available for audit.

We hereby apply for the indirect cost rates as listed above.

Accepted and approved by the Kansas State Board of Education.

August 3, 2023

\_\_\_\_\_  
Date

\_\_\_\_\_  
Date

\_\_\_\_\_  
Superintendent or other authorized official

  
Dale Brungardt, Director of School Finance

Above rates were computed by using 2021-2022 actual data from the USD budget on file with the State Department of Education. Supplementary data was furnished by the local education agency.

Please submit signed copy by August 18, 2023 to KSDE's School Finance team by emailing to Katie Albright [kalbright@ksde.org](mailto:kalbright@ksde.org).

*Kansas leads the world in the success of each student.*

# INDIRECT COST RATES



## Title & Food Service Programs

D0325 PHILLIPSBURG

2023-2024 RATES

*Calculated using 2021-2022 actual costs.*

1. Unallowed Costs .....	99,590
2. Restricted Direct + Unallowed Costs .....	7,335,689
3. Restricted Indirect - Unallowed Costs .....	306,011
4. Restricted Recovery Under or Over .....	44,049
5. Restricted Net Cost - Unallowed Costs .....	350,060
6. Restricted Rate .....	4.77%
(Line 5 ÷ Line 2) × 100	
7. Unrestricted Direct + Unallowed Costs .....	6,627,663
8. Unrestricted Indirect - Unallowed Costs .....	1,014,037
9. Unrestricted Recovery Under or Over .....	99,634
10. Unrestricted Net Cost - Unallowed Costs .....	1,113,671
11. Unrestricted Rate .....	16.80%
(Line 10 ÷ Line 7) × 100	

I certify that the information contained herein conforms with the criteria in the OMB uniform administrative requirements guidance under 2 CFR 200 and education department general administrative regulations (EDGAR) 34 CFR parts 75.561 and 76.561 (b) and (c) is correct to the best of my knowledge and belief. No costs other than those incurred by this agency have been included in the indirect cost rate application. The same costs that have been treated as indirect costs have not been and will not be claimed as direct costs, and similar types of costs have been accorded consistent treatment. All expenditures detailed on the application form have been made, and records supporting them have been maintained and are available for audit.

We hereby apply for the indirect cost rates as listed above.

Accepted and approved by the Kansas State Board of Education.

August 3, 2023

\_\_\_\_\_  
Date

\_\_\_\_\_  
Date

\_\_\_\_\_  
Superintendent or other authorized official

  
Dale Brungardt, Director of School Finance

Above rates were computed by using 2021-2022 actual data from the USD budget on file with the State Department of Education. Supplementary data was furnished by the local education agency.

Please submit signed copy by August 18, 2023 to KSDE's School Finance team by emailing to Katie Albright [kalbright@ksde.org](mailto:kalbright@ksde.org).

*Kansas leads the world in the success of each student.*

# INDIRECT COST RATES



## Title & Food Service Programs

D0326 LOGAN

2023-2024 RATES

*Calculated using 2021-2022 actual costs.*

1. Unallowed Costs .....	51,960
2. Restricted Direct + Unallowed Costs .....	2,465,107
3. Restricted Indirect - Unallowed Costs .....	77,865
4. Restricted Recovery Under or Over .....	12,087
5. Restricted Net Cost - Unallowed Costs .....	89,952
6. Restricted Rate .....	3.65%
(Line 5 ÷ Line 2) × 100	
7. Unrestricted Direct + Unallowed Costs .....	2,137,080
8. Unrestricted Indirect - Unallowed Costs .....	405,892
9. Unrestricted Recovery Under or Over .....	-273,513
10. Unrestricted Net Cost - Unallowed Costs .....	132,379
11. Unrestricted Rate .....	6.19%
(Line 10 ÷ Line 7) × 100	

I certify that the information contained herein conforms with the criteria in the OMB uniform administrative requirements guidance under 2 CFR 200 and education department general administrative regulations (EDGAR) 34 CFR parts 75.561 and 76.561 (b) and (c) is correct to the best of my knowledge and belief. No costs other than those incurred by this agency have been included in the indirect cost rate application. The same costs that have been treated as indirect costs have not been and will not be claimed as direct costs, and similar types of costs have been accorded consistent treatment. All expenditures detailed on the application form have been made, and records supporting them have been maintained and are available for audit.

We hereby apply for the indirect cost rates as listed above.

Accepted and approved by the Kansas State Board of Education.

August 3, 2023

\_\_\_\_\_  
Date

\_\_\_\_\_  
Date

\_\_\_\_\_  
Superintendent or other authorized official

  
Dale Brungardt, Director of School Finance

Above rates were computed by using 2021-2022 actual data from the USD budget on file with the State Department of Education. Supplementary data was furnished by the local education agency.

Please submit signed copy by August 18, 2023 to KSDE's School Finance team by emailing to Katie Albright [kalbright@ksde.org](mailto:kalbright@ksde.org).

*Kansas leads the world in the success of each student.*



# INDIRECT COST RATES



## Title & Food Service Programs

D0327 ELLSWORTH

2023-2024 RATES

*Calculated using 2021-2022 actual costs.*

1. Unallowed Costs .....	121,918
2. Restricted Direct + Unallowed Costs .....	8,116,116
3. Restricted Indirect - Unallowed Costs .....	453,535
4. Restricted Recovery Under or Over .....	41,161
5. Restricted Net Cost - Unallowed Costs .....	494,696
6. Restricted Rate .....	6.10%
(Line 5 ÷ Line 2) × 100	
7. Unrestricted Direct + Unallowed Costs .....	7,357,858
8. Unrestricted Indirect - Unallowed Costs .....	1,211,793
9. Unrestricted Recovery Under or Over .....	-17,783
10. Unrestricted Net Cost - Unallowed Costs .....	1,194,010
11. Unrestricted Rate .....	16.23%
(Line 10 ÷ Line 7) × 100	

I certify that the information contained herein conforms with the criteria in the OMB uniform administrative requirements guidance under 2 CFR 200 and education department general administrative regulations (EDGAR) 34 CFR parts 75.561 and 76.561 (b) and (c) is correct to the best of my knowledge and belief. No costs other than those incurred by this agency have been included in the indirect cost rate application. The same costs that have been treated as indirect costs have not been and will not be claimed as direct costs, and similar types of costs have been accorded consistent treatment. All expenditures detailed on the application form have been made, and records supporting them have been maintained and are available for audit.

We hereby apply for the indirect cost rates as listed above.

Accepted and approved by the Kansas State Board of Education.

August 3, 2023

\_\_\_\_\_  
Date

\_\_\_\_\_  
Date

\_\_\_\_\_  
Superintendent or other authorized official

  
Dale Brungardt, Director of School Finance

Above rates were computed by using 2021-2022 actual data from the USD budget on file with the State Department of Education. Supplementary data was furnished by the local education agency.

Please submit signed copy by August 18, 2023 to KSDE's School Finance team by emailing to Katie Albright [kalbright@ksde.org](mailto:kalbright@ksde.org).

*Kansas leads the world in the success of each student.*

# INDIRECT COST RATES



## Title & Food Service Programs

D0329 WABAUNSEE

2023-2024 RATES

*Calculated using 2021-2022 actual costs.*

1. Unallowed Costs .....	153,404
2. Restricted Direct + Unallowed Costs .....	6,417,016
3. Restricted Indirect - Unallowed Costs .....	145,349
4. Restricted Recovery Under or Over .....	-98,863
5. Restricted Net Cost - Unallowed Costs .....	46,486
6. Restricted Rate .....	0.72%
(Line 5 ÷ Line 2) × 100	
7. Unrestricted Direct + Unallowed Costs .....	5,652,396
8. Unrestricted Indirect - Unallowed Costs .....	909,969
9. Unrestricted Recovery Under or Over .....	-38,783
10. Unrestricted Net Cost - Unallowed Costs .....	871,186
11. Unrestricted Rate .....	15.41%
(Line 10 ÷ Line 7) × 100	

I certify that the information contained herein conforms with the criteria in the OMB uniform administrative requirements guidance under 2 CFR 200 and education department general administrative regulations (EDGAR) 34 CFR parts 75.561 and 76.561 (b) and (c) is correct to the best of my knowledge and belief. No costs other than those incurred by this agency have been included in the indirect cost rate application. The same costs that have been treated as indirect costs have not been and will not be claimed as direct costs, and similar types of costs have been accorded consistent treatment. All expenditures detailed on the application form have been made, and records supporting them have been maintained and are available for audit.

We hereby apply for the indirect cost rates as listed above.

Accepted and approved by the Kansas State Board of Education.

August 3, 2023

\_\_\_\_\_  
Date

\_\_\_\_\_  
Date

\_\_\_\_\_  
Superintendent or other authorized official

  
Dale Brungardt, Director of School Finance

Above rates were computed by using 2021-2022 actual data from the USD budget on file with the State Department of Education. Supplementary data was furnished by the local education agency.

Please submit signed copy by August 18, 2023 to KSDE's School Finance team by emailing to Katie Albright [kalbright@ksde.org](mailto:kalbright@ksde.org).

*Kansas leads the world in the success of each student.*

# INDIRECT COST RATES



## Title & Food Service Programs

D0330 MISSION VALLEY

2023-2024 RATES

*Calculated using 2021-2022 actual costs.*

1. Unallowed Costs .....	70,571
2. Restricted Direct + Unallowed Costs .....	7,287,725
3. Restricted Indirect - Unallowed Costs .....	209,256
4. Restricted Recovery Under or Over .....	-5,333
5. Restricted Net Cost - Unallowed Costs .....	203,923
6. Restricted Rate .....	2.80%
(Line 5 ÷ Line 2) × 100	
7. Unrestricted Direct + Unallowed Costs .....	6,399,305
8. Unrestricted Indirect - Unallowed Costs .....	1,097,676
9. Unrestricted Recovery Under or Over .....	122,085
10. Unrestricted Net Cost - Unallowed Costs .....	1,219,761
11. Unrestricted Rate .....	19.06%
(Line 10 ÷ Line 7) × 100	

I certify that the information contained herein conforms with the criteria in the OMB uniform administrative requirements guidance under 2 CFR 200 and education department general administrative regulations (EDGAR) 34 CFR parts 75.561 and 76.561 (b) and (c) is correct to the best of my knowledge and belief. No costs other than those incurred by this agency have been included in the indirect cost rate application. The same costs that have been treated as indirect costs have not been and will not be claimed as direct costs, and similar types of costs have been accorded consistent treatment. All expenditures detailed on the application form have been made, and records supporting them have been maintained and are available for audit.

We hereby apply for the indirect cost rates as listed above.

Accepted and approved by the Kansas State Board of Education.

August 3, 2023

\_\_\_\_\_  
Date

\_\_\_\_\_  
Date

\_\_\_\_\_  
Superintendent or other authorized official

  
Dale Brungardt, Director of School Finance

Above rates were computed by using 2021-2022 actual data from the USD budget on file with the State Department of Education. Supplementary data was furnished by the local education agency.

Please submit signed copy by August 18, 2023 to KSDE's School Finance team by emailing to Katie Albright [kalbright@ksde.org](mailto:kalbright@ksde.org).

*Kansas leads the world in the success of each student.*

# INDIRECT COST RATES



## Title & Food Service Programs

D0331 KINGMAN - NORWICH

2023-2024 RATES

*Calculated using 2021-2022 actual costs.*

1. Unallowed Costs .....	296,029
2. Restricted Direct + Unallowed Costs .....	11,694,442
3. Restricted Indirect - Unallowed Costs .....	473,112
4. Restricted Recovery Under or Over .....	-24,489
5. Restricted Net Cost - Unallowed Costs .....	448,623
6. Restricted Rate .....	3.84%
(Line 5 ÷ Line 2) × 100	
7. Unrestricted Direct + Unallowed Costs .....	10,406,067
8. Unrestricted Indirect - Unallowed Costs .....	1,761,487
9. Unrestricted Recovery Under or Over .....	43,907
10. Unrestricted Net Cost - Unallowed Costs .....	1,805,394
11. Unrestricted Rate .....	17.35%
(Line 10 ÷ Line 7) × 100	

I certify that the information contained herein conforms with the criteria in the OMB uniform administrative requirements guidance under 2 CFR 200 and education department general administrative regulations (EDGAR) 34 CFR parts 75.561 and 76.561 (b) and (c) is correct to the best of my knowledge and belief. No costs other than those incurred by this agency have been included in the indirect cost rate application. The same costs that have been treated as indirect costs have not been and will not be claimed as direct costs, and similar types of costs have been accorded consistent treatment. All expenditures detailed on the application form have been made, and records supporting them have been maintained and are available for audit.

We hereby apply for the indirect cost rates as listed above.

Accepted and approved by the Kansas State Board of Education.

August 3, 2023

\_\_\_\_\_  
Date

\_\_\_\_\_  
Date

\_\_\_\_\_  
Superintendent or other authorized official

  
Dale Brungardt, Director of School Finance

Above rates were computed by using 2021-2022 actual data from the USD budget on file with the State Department of Education. Supplementary data was furnished by the local education agency.

Please submit signed copy by August 18, 2023 to KSDE's School Finance team by emailing to Katie Albright [kalbright@ksde.org](mailto:kalbright@ksde.org).

*Kansas leads the world in the success of each student.*

# INDIRECT COST RATES



## Title & Food Service Programs

D0332 CUNNINGHAM

2023-2024 RATES

*Calculated using 2021-2022 actual costs.*

1. Unallowed Costs .....	65,005
2. Restricted Direct + Unallowed Costs .....	3,113,874
3. Restricted Indirect - Unallowed Costs .....	193,737
4. Restricted Recovery Under or Over .....	-6,197
5. Restricted Net Cost - Unallowed Costs .....	187,540
6. Restricted Rate .....	6.02%
(Line 5 ÷ Line 2) × 100	
7. Unrestricted Direct + Unallowed Costs .....	2,893,904
8. Unrestricted Indirect - Unallowed Costs .....	413,707
9. Unrestricted Recovery Under or Over .....	-41,927
10. Unrestricted Net Cost - Unallowed Costs .....	371,780
11. Unrestricted Rate .....	12.85%
(Line 10 ÷ Line 7) × 100	

I certify that the information contained herein conforms with the criteria in the OMB uniform administrative requirements guidance under 2 CFR 200 and education department general administrative regulations (EDGAR) 34 CFR parts 75.561 and 76.561 (b) and (c) is correct to the best of my knowledge and belief. No costs other than those incurred by this agency have been included in the indirect cost rate application. The same costs that have been treated as indirect costs have not been and will not be claimed as direct costs, and similar types of costs have been accorded consistent treatment. All expenditures detailed on the application form have been made, and records supporting them have been maintained and are available for audit.

We hereby apply for the indirect cost rates as listed above.

Accepted and approved by the Kansas State Board of Education.

August 3, 2023

\_\_\_\_\_  
Date

\_\_\_\_\_  
Date

\_\_\_\_\_  
Superintendent or other authorized official

  
Dale Brungardt, Director of School Finance

Above rates were computed by using 2021-2022 actual data from the USD budget on file with the State Department of Education. Supplementary data was furnished by the local education agency.

Please submit signed copy by August 18, 2023 to KSDE's School Finance team by emailing to Katie Albright [kalbright@ksde.org](mailto:kalbright@ksde.org).

*Kansas leads the world in the success of each student.*

# INDIRECT COST RATES



## Title & Food Service Programs

D0333 CONCORDIA

2023-2024 RATES

*Calculated using 2021-2022 actual costs.*

1. Unallowed Costs .....	289,675
2. Restricted Direct + Unallowed Costs .....	14,998,481
3. Restricted Indirect - Unallowed Costs .....	260,424
4. Restricted Recovery Under or Over .....	-41,500
5. Restricted Net Cost - Unallowed Costs .....	218,924
6. Restricted Rate .....	1.46%
(Line 5 ÷ Line 2) × 100	
7. Unrestricted Direct + Unallowed Costs .....	13,058,337
8. Unrestricted Indirect - Unallowed Costs .....	2,200,568
9. Unrestricted Recovery Under or Over .....	681,524
10. Unrestricted Net Cost - Unallowed Costs .....	2,882,092
11. Unrestricted Rate .....	22.07%
(Line 10 ÷ Line 7) × 100	

I certify that the information contained herein conforms with the criteria in the OMB uniform administrative requirements guidance under 2 CFR 200 and education department general administrative regulations (EDGAR) 34 CFR parts 75.561 and 76.561 (b) and (c) is correct to the best of my knowledge and belief. No costs other than those incurred by this agency have been included in the indirect cost rate application. The same costs that have been treated as indirect costs have not been and will not be claimed as direct costs, and similar types of costs have been accorded consistent treatment. All expenditures detailed on the application form have been made, and records supporting them have been maintained and are available for audit.

We hereby apply for the indirect cost rates as listed above.

Accepted and approved by the Kansas State Board of Education.

August 3, 2023

\_\_\_\_\_  
Date

\_\_\_\_\_  
Date

\_\_\_\_\_  
Superintendent or other authorized official

  
Dale Brungardt, Director of School Finance

Above rates were computed by using 2021-2022 actual data from the USD budget on file with the State Department of Education. Supplementary data was furnished by the local education agency.

Please submit signed copy by August 18, 2023 to KSDE's School Finance team by emailing to Katie Albright [kalbright@ksde.org](mailto:kalbright@ksde.org).

*Kansas leads the world in the success of each student.*

# INDIRECT COST RATES



## Title & Food Service Programs

D0334 SOUTHERN CLOUD

2023-2024 RATES

*Calculated using 2021-2022 actual costs.*

1. Unallowed Costs .....	67,545
2. Restricted Direct + Unallowed Costs .....	3,054,983
3. Restricted Indirect - Unallowed Costs .....	55,384
4. Restricted Recovery Under or Over .....	-9,992
5. Restricted Net Cost - Unallowed Costs .....	45,392
6. Restricted Rate .....	1.49%
(Line 5 ÷ Line 2) × 100	
7. Unrestricted Direct + Unallowed Costs .....	2,679,597
8. Unrestricted Indirect - Unallowed Costs .....	430,770
9. Unrestricted Recovery Under or Over .....	-15,257
10. Unrestricted Net Cost - Unallowed Costs .....	415,513
11. Unrestricted Rate .....	15.51%
(Line 10 ÷ Line 7) × 100	

I certify that the information contained herein conforms with the criteria in the OMB uniform administrative requirements guidance under 2 CFR 200 and education department general administrative regulations (EDGAR) 34 CFR parts 75.561 and 76.561 (b) and (c) is correct to the best of my knowledge and belief. No costs other than those incurred by this agency have been included in the indirect cost rate application. The same costs that have been treated as indirect costs have not been and will not be claimed as direct costs, and similar types of costs have been accorded consistent treatment. All expenditures detailed on the application form have been made, and records supporting them have been maintained and are available for audit.

We hereby apply for the indirect cost rates as listed above.

Accepted and approved by the Kansas State Board of Education.

August 3, 2023

\_\_\_\_\_  
Date

\_\_\_\_\_  
Date

\_\_\_\_\_  
Superintendent or other authorized official

  
Dale Brungardt, Director of School Finance

Above rates were computed by using 2021-2022 actual data from the USD budget on file with the State Department of Education. Supplementary data was furnished by the local education agency.

Please submit signed copy by August 18, 2023 to KSDE's School Finance team by emailing to Katie Albright [kalbright@ksde.org](mailto:kalbright@ksde.org).

*Kansas leads the world in the success of each student.*

# INDIRECT COST RATES



## Title & Food Service Programs

D0335 NORTH JACKSON

2023-2024 RATES

*Calculated using 2021-2022 actual costs.*

1. Unallowed Costs .....	127,437
2. Restricted Direct + Unallowed Costs .....	5,193,279
3. Restricted Indirect - Unallowed Costs .....	132,389
4. Restricted Recovery Under or Over .....	-10,892
5. Restricted Net Cost - Unallowed Costs .....	121,497
6. Restricted Rate .....	2.34%
(Line 5 ÷ Line 2) × 100	
7. Unrestricted Direct + Unallowed Costs .....	4,511,733
8. Unrestricted Indirect - Unallowed Costs .....	813,935
9. Unrestricted Recovery Under or Over .....	68,588
10. Unrestricted Net Cost - Unallowed Costs .....	882,523
11. Unrestricted Rate .....	19.56%
(Line 10 ÷ Line 7) × 100	

I certify that the information contained herein conforms with the criteria in the OMB uniform administrative requirements guidance under 2 CFR 200 and education department general administrative regulations (EDGAR) 34 CFR parts 75.561 and 76.561 (b) and (c) is correct to the best of my knowledge and belief. No costs other than those incurred by this agency have been included in the indirect cost rate application. The same costs that have been treated as indirect costs have not been and will not be claimed as direct costs, and similar types of costs have been accorded consistent treatment. All expenditures detailed on the application form have been made, and records supporting them have been maintained and are available for audit.

We hereby apply for the indirect cost rates as listed above.

Accepted and approved by the Kansas State Board of Education.

August 3, 2023

\_\_\_\_\_  
Date

\_\_\_\_\_  
Date

\_\_\_\_\_  
Superintendent or other authorized official

  
Dale Brungardt, Director of School Finance

Above rates were computed by using 2021-2022 actual data from the USD budget on file with the State Department of Education. Supplementary data was furnished by the local education agency.

Please submit signed copy by August 18, 2023 to KSDE's School Finance team by emailing to Katie Albright [kalbright@ksde.org](mailto:kalbright@ksde.org).

*Kansas leads the world in the success of each student.*



# INDIRECT COST RATES



## Title & Food Service Programs

D0336 HOLTON

2023-2024 RATES

*Calculated using 2021-2022 actual costs.*

1. Unallowed Costs .....	137,376
2. Restricted Direct + Unallowed Costs .....	13,570,686
3. Restricted Indirect - Unallowed Costs .....	145,508
4. Restricted Recovery Under or Over .....	21,059
5. Restricted Net Cost - Unallowed Costs .....	166,567
6. Restricted Rate .....	1.23%
(Line 5 ÷ Line 2) × 100	
7. Unrestricted Direct + Unallowed Costs .....	12,317,447
8. Unrestricted Indirect - Unallowed Costs .....	1,398,747
9. Unrestricted Recovery Under or Over .....	76,036
10. Unrestricted Net Cost - Unallowed Costs .....	1,474,783
11. Unrestricted Rate .....	11.97%
(Line 10 ÷ Line 7) × 100	

I certify that the information contained herein conforms with the criteria in the OMB uniform administrative requirements guidance under 2 CFR 200 and education department general administrative regulations (EDGAR) 34 CFR parts 75.561 and 76.561 (b) and (c) is correct to the best of my knowledge and belief. No costs other than those incurred by this agency have been included in the indirect cost rate application. The same costs that have been treated as indirect costs have not been and will not be claimed as direct costs, and similar types of costs have been accorded consistent treatment. All expenditures detailed on the application form have been made, and records supporting them have been maintained and are available for audit.

We hereby apply for the indirect cost rates as listed above.

Accepted and approved by the Kansas State Board of Education.

August 3, 2023

\_\_\_\_\_  
Date

\_\_\_\_\_  
Date

\_\_\_\_\_  
Superintendent or other authorized official

  
Dale Brungardt, Director of School Finance

Above rates were computed by using 2021-2022 actual data from the USD budget on file with the State Department of Education. Supplementary data was furnished by the local education agency.

Please submit signed copy by August 18, 2023 to KSDE's School Finance team by emailing to Katie Albright [kalbright@ksde.org](mailto:kalbright@ksde.org).

*Kansas leads the world in the success of each student.*

# INDIRECT COST RATES



## Title & Food Service Programs

D0337 ROYAL VALLEY

2023-2024 RATES

*Calculated using 2021-2022 actual costs.*

1. Unallowed Costs .....	133,343
2. Restricted Direct + Unallowed Costs .....	11,268,504
3. Restricted Indirect - Unallowed Costs .....	183,567
4. Restricted Recovery Under or Over .....	110,928
5. Restricted Net Cost - Unallowed Costs .....	294,495
6. Restricted Rate .....	2.61%
(Line 5 ÷ Line 2) × 100	
7. Unrestricted Direct + Unallowed Costs .....	10,239,176
8. Unrestricted Indirect - Unallowed Costs .....	1,212,895
9. Unrestricted Recovery Under or Over .....	101,591
10. Unrestricted Net Cost - Unallowed Costs .....	1,314,486
11. Unrestricted Rate .....	12.84%
(Line 10 ÷ Line 7) × 100	

I certify that the information contained herein conforms with the criteria in the OMB uniform administrative requirements guidance under 2 CFR 200 and education department general administrative regulations (EDGAR) 34 CFR parts 75.561 and 76.561 (b) and (c) is correct to the best of my knowledge and belief. No costs other than those incurred by this agency have been included in the indirect cost rate application. The same costs that have been treated as indirect costs have not been and will not be claimed as direct costs, and similar types of costs have been accorded consistent treatment. All expenditures detailed on the application form have been made, and records supporting them have been maintained and are available for audit.

We hereby apply for the indirect cost rates as listed above.

Accepted and approved by the Kansas State Board of Education.

August 3, 2023

\_\_\_\_\_  
Date

\_\_\_\_\_  
Date

\_\_\_\_\_  
Superintendent or other authorized official

  
Dale Brungardt, Director of School Finance

Above rates were computed by using 2021-2022 actual data from the USD budget on file with the State Department of Education. Supplementary data was furnished by the local education agency.

Please submit signed copy by August 18, 2023 to KSDE's School Finance team by emailing to Katie Albright [kalbright@ksde.org](mailto:kalbright@ksde.org).

*Kansas leads the world in the success of each student.*

# INDIRECT COST RATES



## Title & Food Service Programs

D0338 VALLEY FALLS

2023-2024 RATES

*Calculated using 2021-2022 actual costs.*

1. Unallowed Costs .....	112,834
2. Restricted Direct + Unallowed Costs .....	5,349,826
3. Restricted Indirect - Unallowed Costs .....	482,857
4. Restricted Recovery Under or Over .....	29,539
5. Restricted Net Cost - Unallowed Costs .....	512,396
6. Restricted Rate .....	9.58%
(Line 5 ÷ Line 2) × 100	
7. Unrestricted Direct + Unallowed Costs .....	4,843,868
8. Unrestricted Indirect - Unallowed Costs .....	988,815
9. Unrestricted Recovery Under or Over .....	-3,103
10. Unrestricted Net Cost - Unallowed Costs .....	985,712
11. Unrestricted Rate .....	20.35%
(Line 10 ÷ Line 7) × 100	

I certify that the information contained herein conforms with the criteria in the OMB uniform administrative requirements guidance under 2 CFR 200 and education department general administrative regulations (EDGAR) 34 CFR parts 75.561 and 76.561 (b) and (c) is correct to the best of my knowledge and belief. No costs other than those incurred by this agency have been included in the indirect cost rate application. The same costs that have been treated as indirect costs have not been and will not be claimed as direct costs, and similar types of costs have been accorded consistent treatment. All expenditures detailed on the application form have been made, and records supporting them have been maintained and are available for audit.

We hereby apply for the indirect cost rates as listed above.

Accepted and approved by the Kansas State Board of Education.

August 3, 2023

\_\_\_\_\_  
Date

\_\_\_\_\_  
Date

\_\_\_\_\_  
Superintendent or other authorized official

  
Dale Brungardt, Director of School Finance

Above rates were computed by using 2021-2022 actual data from the USD budget on file with the State Department of Education. Supplementary data was furnished by the local education agency.

Please submit signed copy by August 18, 2023 to KSDE's School Finance team by emailing to Katie Albright [kalbright@ksde.org](mailto:kalbright@ksde.org).

*Kansas leads the world in the success of each student.*

# INDIRECT COST RATES



## Title & Food Service Programs

D0339 JEFFERSON COUNTY NORTH

2023-2024 RATES

*Calculated using 2021-2022 actual costs.*

1. Unallowed Costs .....	123,108
2. Restricted Direct + Unallowed Costs .....	6,338,654
3. Restricted Indirect - Unallowed Costs .....	328,046
4. Restricted Recovery Under or Over .....	736
5. Restricted Net Cost - Unallowed Costs .....	328,782
6. Restricted Rate .....	5.19%
(Line 5 ÷ Line 2) × 100	
7. Unrestricted Direct + Unallowed Costs .....	5,680,183
8. Unrestricted Indirect - Unallowed Costs .....	986,517
9. Unrestricted Recovery Under or Over .....	3,858
10. Unrestricted Net Cost - Unallowed Costs .....	990,375
11. Unrestricted Rate .....	17.44%
(Line 10 ÷ Line 7) × 100	

I certify that the information contained herein conforms with the criteria in the OMB uniform administrative requirements guidance under 2 CFR 200 and education department general administrative regulations (EDGAR) 34 CFR parts 75.561 and 76.561 (b) and (c) is correct to the best of my knowledge and belief. No costs other than those incurred by this agency have been included in the indirect cost rate application. The same costs that have been treated as indirect costs have not been and will not be claimed as direct costs, and similar types of costs have been accorded consistent treatment. All expenditures detailed on the application form have been made, and records supporting them have been maintained and are available for audit.

We hereby apply for the indirect cost rates as listed above.

Accepted and approved by the Kansas State Board of Education.

August 3, 2023

\_\_\_\_\_  
Date

\_\_\_\_\_  
Date

\_\_\_\_\_  
Superintendent or other authorized official

  
Dale Brungardt, Director of School Finance

Above rates were computed by using 2021-2022 actual data from the USD budget on file with the State Department of Education. Supplementary data was furnished by the local education agency.

Please submit signed copy by August 18, 2023 to KSDE's School Finance team by emailing to Katie Albright [kalbright@ksde.org](mailto:kalbright@ksde.org).

*Kansas leads the world in the success of each student.*

# INDIRECT COST RATES



## Title & Food Service Programs

D0340 JEFFERSON WEST

2023-2024 RATES

*Calculated using 2021-2022 actual costs.*

1. Unallowed Costs .....	154,463
2. Restricted Direct + Unallowed Costs .....	11,272,164
3. Restricted Indirect - Unallowed Costs .....	277,269
4. Restricted Recovery Under or Over .....	28,643
5. Restricted Net Cost - Unallowed Costs .....	305,912
6. Restricted Rate .....	2.71%
(Line 5 ÷ Line 2) × 100	
7. Unrestricted Direct + Unallowed Costs .....	9,935,205
8. Unrestricted Indirect - Unallowed Costs .....	1,614,228
9. Unrestricted Recovery Under or Over .....	236,760
10. Unrestricted Net Cost - Unallowed Costs .....	1,850,988
11. Unrestricted Rate .....	18.63%
(Line 10 ÷ Line 7) × 100	

I certify that the information contained herein conforms with the criteria in the OMB uniform administrative requirements guidance under 2 CFR 200 and education department general administrative regulations (EDGAR) 34 CFR parts 75.561 and 76.561 (b) and (c) is correct to the best of my knowledge and belief. No costs other than those incurred by this agency have been included in the indirect cost rate application. The same costs that have been treated as indirect costs have not been and will not be claimed as direct costs, and similar types of costs have been accorded consistent treatment. All expenditures detailed on the application form have been made, and records supporting them have been maintained and are available for audit.

We hereby apply for the indirect cost rates as listed above.

Accepted and approved by the Kansas State Board of Education.

August 3, 2023

\_\_\_\_\_  
Date

\_\_\_\_\_  
Date

\_\_\_\_\_  
Superintendent or other authorized official

  
Dale Brungardt, Director of School Finance

Above rates were computed by using 2021-2022 actual data from the USD budget on file with the State Department of Education. Supplementary data was furnished by the local education agency.

Please submit signed copy by August 18, 2023 to KSDE's School Finance team by emailing to Katie Albright [kalbright@ksde.org](mailto:kalbright@ksde.org).

*Kansas leads the world in the success of each student.*

# INDIRECT COST RATES



## Title & Food Service Programs

D0341 OSKALOOSA PUBLIC SCHOOLS

2023-2024 RATES

*Calculated using 2021-2022 actual costs.*

1. Unallowed Costs .....	101,678
2. Restricted Direct + Unallowed Costs .....	8,501,191
3. Restricted Indirect - Unallowed Costs .....	304,797
4. Restricted Recovery Under or Over .....	43,727
5. Restricted Net Cost - Unallowed Costs .....	348,524
6. Restricted Rate .....	4.10%
(Line 5 ÷ Line 2) × 100	
7. Unrestricted Direct + Unallowed Costs .....	7,784,834
8. Unrestricted Indirect - Unallowed Costs .....	1,021,154
9. Unrestricted Recovery Under or Over .....	30,772
10. Unrestricted Net Cost - Unallowed Costs .....	1,051,926
11. Unrestricted Rate .....	13.51%
(Line 10 ÷ Line 7) × 100	

I certify that the information contained herein conforms with the criteria in the OMB uniform administrative requirements guidance under 2 CFR 200 and education department general administrative regulations (EDGAR) 34 CFR parts 75.561 and 76.561 (b) and (c) is correct to the best of my knowledge and belief. No costs other than those incurred by this agency have been included in the indirect cost rate application. The same costs that have been treated as indirect costs have not been and will not be claimed as direct costs, and similar types of costs have been accorded consistent treatment. All expenditures detailed on the application form have been made, and records supporting them have been maintained and are available for audit.

We hereby apply for the indirect cost rates as listed above.

Accepted and approved by the Kansas State Board of Education.

August 3, 2023

\_\_\_\_\_  
Date

\_\_\_\_\_  
Date

\_\_\_\_\_  
Superintendent or other authorized official

  
Dale Brungardt, Director of School Finance

Above rates were computed by using 2021-2022 actual data from the USD budget on file with the State Department of Education. Supplementary data was furnished by the local education agency.

Please submit signed copy by August 18, 2023 to KSDE's School Finance team by emailing to Katie Albright [kalbright@ksde.org](mailto:kalbright@ksde.org).

*Kansas leads the world in the success of each student.*

# INDIRECT COST RATES



## Title & Food Service Programs

D0342 MCLOUTH

2023-2024 RATES

*Calculated using 2021-2022 actual costs.*

1. Unallowed Costs .....	125,593
2. Restricted Direct + Unallowed Costs .....	6,595,496
3. Restricted Indirect - Unallowed Costs .....	207,519
4. Restricted Recovery Under or Over .....	1,268
5. Restricted Net Cost - Unallowed Costs .....	208,787
6. Restricted Rate .....	3.17%
(Line 5 ÷ Line 2) × 100	
7. Unrestricted Direct + Unallowed Costs .....	6,004,131
8. Unrestricted Indirect - Unallowed Costs .....	798,884
9. Unrestricted Recovery Under or Over .....	28,494
10. Unrestricted Net Cost - Unallowed Costs .....	827,378
11. Unrestricted Rate .....	13.78%
(Line 10 ÷ Line 7) × 100	

I certify that the information contained herein conforms with the criteria in the OMB uniform administrative requirements guidance under 2 CFR 200 and education department general administrative regulations (EDGAR) 34 CFR parts 75.561 and 76.561 (b) and (c) is correct to the best of my knowledge and belief. No costs other than those incurred by this agency have been included in the indirect cost rate application. The same costs that have been treated as indirect costs have not been and will not be claimed as direct costs, and similar types of costs have been accorded consistent treatment. All expenditures detailed on the application form have been made, and records supporting them have been maintained and are available for audit.

We hereby apply for the indirect cost rates as listed above.

Accepted and approved by the Kansas State Board of Education.

August 3, 2023

\_\_\_\_\_  
Date

\_\_\_\_\_  
Date

\_\_\_\_\_  
Superintendent or other authorized official

  
Dale Brungardt, Director of School Finance

Above rates were computed by using 2021-2022 actual data from the USD budget on file with the State Department of Education. Supplementary data was furnished by the local education agency.

Please submit signed copy by August 18, 2023 to KSDE's School Finance team by emailing to Katie Albright [kalbright@ksde.org](mailto:kalbright@ksde.org).

*Kansas leads the world in the success of each student.*

# INDIRECT COST RATES



## Title & Food Service Programs

D0343 PERRY PUBLIC SCHOOLS

2023-2024 RATES

*Calculated using 2021-2022 actual costs.*

1. Unallowed Costs .....	272,885
2. Restricted Direct + Unallowed Costs.....	10,050,406
3. Restricted Indirect - Unallowed Costs .....	273,747
4. Restricted Recovery Under or Over.....	58,292
5. Restricted Net Cost - Unallowed Costs .....	332,039
6. Restricted Rate .....	3.30%
(Line 5 ÷ Line 2) × 100	
7. Unrestricted Direct + Unallowed Costs .....	9,353,322
8. Unrestricted Indirect - Unallowed Costs .....	970,831
9. Unrestricted Recovery Under or Over .....	36,758
10. Unrestricted Net Cost - Unallowed Costs.....	1,007,589
11. Unrestricted Rate.....	10.77%
(Line 10 ÷ Line 7) × 100	

I certify that the information contained herein conforms with the criteria in the OMB uniform administrative requirements guidance under 2 CFR 200 and education department general administrative regulations (EDGAR) 34 CFR parts 75.561 and 76.561 (b) and (c) is correct to the best of my knowledge and belief. No costs other than those incurred by this agency have been included in the indirect cost rate application. The same costs that have been treated as indirect costs have not been and will not be claimed as direct costs, and similar types of costs have been accorded consistent treatment. All expenditures detailed on the application form have been made, and records supporting them have been maintained and are available for audit.

We hereby apply for the indirect cost rates as listed above.

Accepted and approved by the Kansas State Board of Education.

August 3, 2023

\_\_\_\_\_  
Date

\_\_\_\_\_  
Date

\_\_\_\_\_  
Superintendent or other authorized official

  
Dale Brungardt, Director of School Finance

Above rates were computed by using 2021-2022 actual data from the USD budget on file with the State Department of Education. Supplementary data was furnished by the local education agency.

Please submit signed copy by August 18, 2023 to KSDE's School Finance team by emailing to Katie Albright [kalbright@ksde.org](mailto:kalbright@ksde.org).

*Kansas leads the world in the success of each student.*



# INDIRECT COST RATES



## Title & Food Service Programs

D0344 PLEASANTON

2023-2024 RATES

*Calculated using 2021-2022 actual costs.*

1. Unallowed Costs .....	142,834
2. Restricted Direct + Unallowed Costs .....	4,722,834
3. Restricted Indirect - Unallowed Costs .....	251,665
4. Restricted Recovery Under or Over .....	-69,053
5. Restricted Net Cost - Unallowed Costs .....	182,612
6. Restricted Rate .....	3.87%
(Line 5 ÷ Line 2) × 100	
7. Unrestricted Direct + Unallowed Costs .....	4,459,494
8. Unrestricted Indirect - Unallowed Costs .....	515,005
9. Unrestricted Recovery Under or Over .....	-101,063
10. Unrestricted Net Cost - Unallowed Costs .....	413,942
11. Unrestricted Rate .....	9.28%
(Line 10 ÷ Line 7) × 100	

I certify that the information contained herein conforms with the criteria in the OMB uniform administrative requirements guidance under 2 CFR 200 and education department general administrative regulations (EDGAR) 34 CFR parts 75.561 and 76.561 (b) and (c) is correct to the best of my knowledge and belief. No costs other than those incurred by this agency have been included in the indirect cost rate application. The same costs that have been treated as indirect costs have not been and will not be claimed as direct costs, and similar types of costs have been accorded consistent treatment. All expenditures detailed on the application form have been made, and records supporting them have been maintained and are available for audit.

We hereby apply for the indirect cost rates as listed above.

Accepted and approved by the Kansas State Board of Education.

August 3, 2023

\_\_\_\_\_  
Date

\_\_\_\_\_  
Date

\_\_\_\_\_  
Superintendent or other authorized official

  
Dale Brungardt, Director of School Finance

Above rates were computed by using 2021-2022 actual data from the USD budget on file with the State Department of Education. Supplementary data was furnished by the local education agency.

Please submit signed copy by August 18, 2023 to KSDE's School Finance team by emailing to Katie Albright [kalbright@ksde.org](mailto:kalbright@ksde.org).

*Kansas leads the world in the success of each student.*

# INDIRECT COST RATES



## Title & Food Service Programs

D0345 SEAMAN

2023-2024 RATES

*Calculated using 2021-2022 actual costs.*

1. Unallowed Costs .....	691,950
2. Restricted Direct + Unallowed Costs .....	44,880,547
3. Restricted Indirect - Unallowed Costs .....	729,125
4. Restricted Recovery Under or Over .....	-350,966
5. Restricted Net Cost - Unallowed Costs .....	378,159
6. Restricted Rate .....	0.84%
(Line 5 ÷ Line 2) × 100	
7. Unrestricted Direct + Unallowed Costs .....	40,804,190
8. Unrestricted Indirect - Unallowed Costs .....	4,805,482
9. Unrestricted Recovery Under or Over .....	-357,487
10. Unrestricted Net Cost - Unallowed Costs .....	4,447,995
11. Unrestricted Rate .....	10.90%
(Line 10 ÷ Line 7) × 100	

I certify that the information contained herein conforms with the criteria in the OMB uniform administrative requirements guidance under 2 CFR 200 and education department general administrative regulations (EDGAR) 34 CFR parts 75.561 and 76.561 (b) and (c) is correct to the best of my knowledge and belief. No costs other than those incurred by this agency have been included in the indirect cost rate application. The same costs that have been treated as indirect costs have not been and will not be claimed as direct costs, and similar types of costs have been accorded consistent treatment. All expenditures detailed on the application form have been made, and records supporting them have been maintained and are available for audit.

We hereby apply for the indirect cost rates as listed above.

Accepted and approved by the Kansas State Board of Education.

August 3, 2023

\_\_\_\_\_  
Date

\_\_\_\_\_  
Date

\_\_\_\_\_  
Superintendent or other authorized official

  
Dale Brungardt, Director of School Finance

Above rates were computed by using 2021-2022 actual data from the USD budget on file with the State Department of Education. Supplementary data was furnished by the local education agency.

Please submit signed copy by August 18, 2023 to KSDE's School Finance team by emailing to Katie Albright [kalbright@ksde.org](mailto:kalbright@ksde.org).

*Kansas leads the world in the success of each student.*

# INDIRECT COST RATES



## Title & Food Service Programs

D0346 JAYHAWK

2023-2024 RATES

*Calculated using 2021-2022 actual costs.*

1. Unallowed Costs .....	145,624
2. Restricted Direct + Unallowed Costs .....	8,759,657
3. Restricted Indirect - Unallowed Costs .....	198,981
4. Restricted Recovery Under or Over .....	-16,316
5. Restricted Net Cost - Unallowed Costs .....	182,665
6. Restricted Rate .....	2.09%
(Line 5 ÷ Line 2) × 100	
7. Unrestricted Direct + Unallowed Costs .....	7,966,426
8. Unrestricted Indirect - Unallowed Costs .....	992,212
9. Unrestricted Recovery Under or Over .....	-118,096
10. Unrestricted Net Cost - Unallowed Costs .....	874,116
11. Unrestricted Rate .....	10.97%
(Line 10 ÷ Line 7) × 100	

I certify that the information contained herein conforms with the criteria in the OMB uniform administrative requirements guidance under 2 CFR 200 and education department general administrative regulations (EDGAR) 34 CFR parts 75.561 and 76.561 (b) and (c) is correct to the best of my knowledge and belief. No costs other than those incurred by this agency have been included in the indirect cost rate application. The same costs that have been treated as indirect costs have not been and will not be claimed as direct costs, and similar types of costs have been accorded consistent treatment. All expenditures detailed on the application form have been made, and records supporting them have been maintained and are available for audit.

We hereby apply for the indirect cost rates as listed above.

Accepted and approved by the Kansas State Board of Education.

August 3, 2023

\_\_\_\_\_  
Date

\_\_\_\_\_  
Date

\_\_\_\_\_  
Superintendent or other authorized official

  
Dale Brungardt, Director of School Finance

Above rates were computed by using 2021-2022 actual data from the USD budget on file with the State Department of Education. Supplementary data was furnished by the local education agency.

Please submit signed copy by August 18, 2023 to KSDE's School Finance team by emailing to Katie Albright [kalbright@ksde.org](mailto:kalbright@ksde.org).

*Kansas leads the world in the success of each student.*

# INDIRECT COST RATES



## Title & Food Service Programs

D0347 KINSLEY-OFFERLE

2023-2024 RATES

*Calculated using 2021-2022 actual costs.*

1. Unallowed Costs .....	98,783
2. Restricted Direct + Unallowed Costs .....	4,719,563
3. Restricted Indirect - Unallowed Costs .....	234,666
4. Restricted Recovery Under or Over .....	21,790
5. Restricted Net Cost - Unallowed Costs .....	256,456
6. Restricted Rate .....	5.43%
(Line 5 ÷ Line 2) × 100	
7. Unrestricted Direct + Unallowed Costs .....	4,279,438
8. Unrestricted Indirect - Unallowed Costs .....	674,791
9. Unrestricted Recovery Under or Over .....	-112,628
10. Unrestricted Net Cost - Unallowed Costs .....	562,163
11. Unrestricted Rate .....	13.14%
(Line 10 ÷ Line 7) × 100	

I certify that the information contained herein conforms with the criteria in the OMB uniform administrative requirements guidance under 2 CFR 200 and education department general administrative regulations (EDGAR) 34 CFR parts 75.561 and 76.561 (b) and (c) is correct to the best of my knowledge and belief. No costs other than those incurred by this agency have been included in the indirect cost rate application. The same costs that have been treated as indirect costs have not been and will not be claimed as direct costs, and similar types of costs have been accorded consistent treatment. All expenditures detailed on the application form have been made, and records supporting them have been maintained and are available for audit.

We hereby apply for the indirect cost rates as listed above.

Accepted and approved by the Kansas State Board of Education.

August 3, 2023

\_\_\_\_\_  
Date

\_\_\_\_\_  
Date

\_\_\_\_\_  
Superintendent or other authorized official

  
Dale Brungardt, Director of School Finance

Above rates were computed by using 2021-2022 actual data from the USD budget on file with the State Department of Education. Supplementary data was furnished by the local education agency.

Please submit signed copy by August 18, 2023 to KSDE's School Finance team by emailing to Katie Albright [kalbright@ksde.org](mailto:kalbright@ksde.org).

*Kansas leads the world in the success of each student.*

# INDIRECT COST RATES



## Title & Food Service Programs

D0348 BALDWIN CITY

2023-2024 RATES

*Calculated using 2021-2022 actual costs.*

1. Unallowed Costs .....	167,814
2. Restricted Direct + Unallowed Costs .....	15,182,750
3. Restricted Indirect - Unallowed Costs .....	481,820
4. Restricted Recovery Under or Over .....	46,164
5. Restricted Net Cost - Unallowed Costs .....	527,984
6. Restricted Rate .....	3.48%
(Line 5 ÷ Line 2) × 100	
7. Unrestricted Direct + Unallowed Costs .....	13,608,376
8. Unrestricted Indirect - Unallowed Costs .....	2,056,194
9. Unrestricted Recovery Under or Over .....	393,816
10. Unrestricted Net Cost - Unallowed Costs .....	2,450,010
11. Unrestricted Rate .....	18.00%
(Line 10 ÷ Line 7) × 100	

I certify that the information contained herein conforms with the criteria in the OMB uniform administrative requirements guidance under 2 CFR 200 and education department general administrative regulations (EDGAR) 34 CFR parts 75.561 and 76.561 (b) and (c) is correct to the best of my knowledge and belief. No costs other than those incurred by this agency have been included in the indirect cost rate application. The same costs that have been treated as indirect costs have not been and will not be claimed as direct costs, and similar types of costs have been accorded consistent treatment. All expenditures detailed on the application form have been made, and records supporting them have been maintained and are available for audit.

We hereby apply for the indirect cost rates as listed above.

Accepted and approved by the Kansas State Board of Education.

August 3, 2023

\_\_\_\_\_  
Date

\_\_\_\_\_  
Date

\_\_\_\_\_  
Superintendent or other authorized official

  
Dale Brungardt, Director of School Finance

Above rates were computed by using 2021-2022 actual data from the USD budget on file with the State Department of Education. Supplementary data was furnished by the local education agency.

Please submit signed copy by August 18, 2023 to KSDE's School Finance team by emailing to Katie Albright [kalbright@ksde.org](mailto:kalbright@ksde.org).

*Kansas leads the world in the success of each student.*

# INDIRECT COST RATES



## Title & Food Service Programs

D0349 STAFFORD

2023-2024 RATES

*Calculated using 2021-2022 actual costs.*

1. Unallowed Costs .....	126,469
2. Restricted Direct + Unallowed Costs .....	4,679,807
3. Restricted Indirect - Unallowed Costs .....	564,774
4. Restricted Recovery Under or Over .....	12,086
5. Restricted Net Cost - Unallowed Costs .....	576,860
6. Restricted Rate .....	12.33%
(Line 5 ÷ Line 2) × 100	
7. Unrestricted Direct + Unallowed Costs .....	4,392,937
8. Unrestricted Indirect - Unallowed Costs .....	851,644
9. Unrestricted Recovery Under or Over .....	16,673
10. Unrestricted Net Cost - Unallowed Costs .....	868,317
11. Unrestricted Rate .....	19.77%
(Line 10 ÷ Line 7) × 100	

I certify that the information contained herein conforms with the criteria in the OMB uniform administrative requirements guidance under 2 CFR 200 and education department general administrative regulations (EDGAR) 34 CFR parts 75.561 and 76.561 (b) and (c) is correct to the best of my knowledge and belief. No costs other than those incurred by this agency have been included in the indirect cost rate application. The same costs that have been treated as indirect costs have not been and will not be claimed as direct costs, and similar types of costs have been accorded consistent treatment. All expenditures detailed on the application form have been made, and records supporting them have been maintained and are available for audit.

We hereby apply for the indirect cost rates as listed above.

Accepted and approved by the Kansas State Board of Education.

August 3, 2023

\_\_\_\_\_  
Date

\_\_\_\_\_  
Date

\_\_\_\_\_  
Superintendent or other authorized official

  
Dale Brungardt, Director of School Finance

Above rates were computed by using 2021-2022 actual data from the USD budget on file with the State Department of Education. Supplementary data was furnished by the local education agency.

Please submit signed copy by August 18, 2023 to KSDE's School Finance team by emailing to Katie Albright [kalbright@ksde.org](mailto:kalbright@ksde.org).

*Kansas leads the world in the success of each student.*

# INDIRECT COST RATES



## Title & Food Service Programs

D0350 ST JOHN-HUDSON

2023-2024 RATES

*Calculated using 2021-2022 actual costs.*

1. Unallowed Costs .....	136,522
2. Restricted Direct + Unallowed Costs .....	5,156,273
3. Restricted Indirect - Unallowed Costs .....	172,518
4. Restricted Recovery Under or Over .....	-55,604
5. Restricted Net Cost - Unallowed Costs .....	116,914
6. Restricted Rate .....	2.27%
(Line 5 ÷ Line 2) × 100	
7. Unrestricted Direct + Unallowed Costs .....	4,645,530
8. Unrestricted Indirect - Unallowed Costs .....	683,261
9. Unrestricted Recovery Under or Over .....	-45,606
10. Unrestricted Net Cost - Unallowed Costs .....	637,655
11. Unrestricted Rate .....	13.73%
(Line 10 ÷ Line 7) × 100	

I certify that the information contained herein conforms with the criteria in the OMB uniform administrative requirements guidance under 2 CFR 200 and education department general administrative regulations (EDGAR) 34 CFR parts 75.561 and 76.561 (b) and (c) is correct to the best of my knowledge and belief. No costs other than those incurred by this agency have been included in the indirect cost rate application. The same costs that have been treated as indirect costs have not been and will not be claimed as direct costs, and similar types of costs have been accorded consistent treatment. All expenditures detailed on the application form have been made, and records supporting them have been maintained and are available for audit.

We hereby apply for the indirect cost rates as listed above.

Accepted and approved by the Kansas State Board of Education.

August 3, 2023

\_\_\_\_\_  
Date

\_\_\_\_\_  
Date

\_\_\_\_\_  
Superintendent or other authorized official

  
Dale Brungardt, Director of School Finance

Above rates were computed by using 2021-2022 actual data from the USD budget on file with the State Department of Education. Supplementary data was furnished by the local education agency.

Please submit signed copy by August 18, 2023 to KSDE's School Finance team by emailing to Katie Albright [kalbright@ksde.org](mailto:kalbright@ksde.org).

*Kansas leads the world in the success of each student.*

# INDIRECT COST RATES



## Title & Food Service Programs

D0351 MACKSVILLE

2023-2024 RATES

*Calculated using 2021-2022 actual costs.*

1. Unallowed Costs .....	87,905
2. Restricted Direct + Unallowed Costs .....	3,768,304
3. Restricted Indirect - Unallowed Costs .....	296,660
4. Restricted Recovery Under or Over .....	34,876
5. Restricted Net Cost - Unallowed Costs .....	331,536
6. Restricted Rate .....	8.80%
(Line 5 ÷ Line 2) × 100	
7. Unrestricted Direct + Unallowed Costs .....	3,455,472
8. Unrestricted Indirect - Unallowed Costs .....	609,492
9. Unrestricted Recovery Under or Over .....	-96,168
10. Unrestricted Net Cost - Unallowed Costs .....	513,324
11. Unrestricted Rate .....	14.86%
(Line 10 ÷ Line 7) × 100	

I certify that the information contained herein conforms with the criteria in the OMB uniform administrative requirements guidance under 2 CFR 200 and education department general administrative regulations (EDGAR) 34 CFR parts 75.561 and 76.561 (b) and (c) is correct to the best of my knowledge and belief. No costs other than those incurred by this agency have been included in the indirect cost rate application. The same costs that have been treated as indirect costs have not been and will not be claimed as direct costs, and similar types of costs have been accorded consistent treatment. All expenditures detailed on the application form have been made, and records supporting them have been maintained and are available for audit.

We hereby apply for the indirect cost rates as listed above.

Accepted and approved by the Kansas State Board of Education.

August 3, 2023

\_\_\_\_\_  
Date

\_\_\_\_\_  
Date

\_\_\_\_\_  
Superintendent or other authorized official

  
Dale Brungardt, Director of School Finance

Above rates were computed by using 2021-2022 actual data from the USD budget on file with the State Department of Education. Supplementary data was furnished by the local education agency.

Please submit signed copy by August 18, 2023 to KSDE's School Finance team by emailing to Katie Albright [kalbright@ksde.org](mailto:kalbright@ksde.org).

*Kansas leads the world in the success of each student.*



# INDIRECT COST RATES



## Title & Food Service Programs

D0352 GOODLAND

2023-2024 RATES

*Calculated using 2021-2022 actual costs.*

1. Unallowed Costs .....	157,980
2. Restricted Direct + Unallowed Costs .....	11,877,640
3. Restricted Indirect - Unallowed Costs .....	278,872
4. Restricted Recovery Under or Over .....	27,117
5. Restricted Net Cost - Unallowed Costs .....	305,989
6. Restricted Rate .....	2.58%
(Line 5 ÷ Line 2) × 100	
7. Unrestricted Direct + Unallowed Costs .....	10,609,034
8. Unrestricted Indirect - Unallowed Costs .....	1,547,478
9. Unrestricted Recovery Under or Over .....	-3,019
10. Unrestricted Net Cost - Unallowed Costs .....	1,544,459
11. Unrestricted Rate .....	14.56%
(Line 10 ÷ Line 7) × 100	

I certify that the information contained herein conforms with the criteria in the OMB uniform administrative requirements guidance under 2 CFR 200 and education department general administrative regulations (EDGAR) 34 CFR parts 75.561 and 76.561 (b) and (c) is correct to the best of my knowledge and belief. No costs other than those incurred by this agency have been included in the indirect cost rate application. The same costs that have been treated as indirect costs have not been and will not be claimed as direct costs, and similar types of costs have been accorded consistent treatment. All expenditures detailed on the application form have been made, and records supporting them have been maintained and are available for audit.

We hereby apply for the indirect cost rates as listed above.

Accepted and approved by the Kansas State Board of Education.

August 3, 2023

\_\_\_\_\_  
Date

\_\_\_\_\_  
Date

\_\_\_\_\_  
Superintendent or other authorized official

  
Dale Brungardt, Director of School Finance

Above rates were computed by using 2021-2022 actual data from the USD budget on file with the State Department of Education. Supplementary data was furnished by the local education agency.

Please submit signed copy by August 18, 2023 to KSDE's School Finance team by emailing to Katie Albright [kalbright@ksde.org](mailto:kalbright@ksde.org).

*Kansas leads the world in the success of each student.*

# INDIRECT COST RATES



## Title & Food Service Programs

D0353 WELLINGTON

2023-2024 RATES

*Calculated using 2021-2022 actual costs.*

1. Unallowed Costs .....	239,729
2. Restricted Direct + Unallowed Costs .....	19,538,616
3. Restricted Indirect - Unallowed Costs .....	708,387
4. Restricted Recovery Under or Over .....	137,219
5. Restricted Net Cost - Unallowed Costs .....	845,606
6. Restricted Rate .....	4.33%
(Line 5 ÷ Line 2) × 100	
7. Unrestricted Direct + Unallowed Costs .....	17,206,852
8. Unrestricted Indirect - Unallowed Costs .....	3,040,151
9. Unrestricted Recovery Under or Over .....	317,324
10. Unrestricted Net Cost - Unallowed Costs .....	3,357,475
11. Unrestricted Rate .....	19.51%
(Line 10 ÷ Line 7) × 100	

I certify that the information contained herein conforms with the criteria in the OMB uniform administrative requirements guidance under 2 CFR 200 and education department general administrative regulations (EDGAR) 34 CFR parts 75.561 and 76.561 (b) and (c) is correct to the best of my knowledge and belief. No costs other than those incurred by this agency have been included in the indirect cost rate application. The same costs that have been treated as indirect costs have not been and will not be claimed as direct costs, and similar types of costs have been accorded consistent treatment. All expenditures detailed on the application form have been made, and records supporting them have been maintained and are available for audit.

We hereby apply for the indirect cost rates as listed above.

Accepted and approved by the Kansas State Board of Education.

August 3, 2023

\_\_\_\_\_  
Date

\_\_\_\_\_  
Date

\_\_\_\_\_  
Superintendent or other authorized official

  
Dale Brungardt, Director of School Finance

Above rates were computed by using 2021-2022 actual data from the USD budget on file with the State Department of Education. Supplementary data was furnished by the local education agency.

Please submit signed copy by August 18, 2023 to KSDE's School Finance team by emailing to Katie Albright [kalbright@ksde.org](mailto:kalbright@ksde.org).

*Kansas leads the world in the success of each student.*

# INDIRECT COST RATES



## Title & Food Service Programs

D0355 ELLINWOOD PUBLIC SCHOOLS

2023-2024 RATES

*Calculated using 2021-2022 actual costs.*

1. Unallowed Costs .....	124,116
2. Restricted Direct + Unallowed Costs .....	6,957,516
3. Restricted Indirect - Unallowed Costs .....	199,130
4. Restricted Recovery Under or Over .....	-17,146
5. Restricted Net Cost - Unallowed Costs .....	181,984
6. Restricted Rate .....	2.62%
(Line 5 ÷ Line 2) × 100	
7. Unrestricted Direct + Unallowed Costs .....	5,890,416
8. Unrestricted Indirect - Unallowed Costs .....	1,266,230
9. Unrestricted Recovery Under or Over .....	-304,936
10. Unrestricted Net Cost - Unallowed Costs .....	961,294
11. Unrestricted Rate .....	16.32%
(Line 10 ÷ Line 7) × 100	

I certify that the information contained herein conforms with the criteria in the OMB uniform administrative requirements guidance under 2 CFR 200 and education department general administrative regulations (EDGAR) 34 CFR parts 75.561 and 76.561 (b) and (c) is correct to the best of my knowledge and belief. No costs other than those incurred by this agency have been included in the indirect cost rate application. The same costs that have been treated as indirect costs have not been and will not be claimed as direct costs, and similar types of costs have been accorded consistent treatment. All expenditures detailed on the application form have been made, and records supporting them have been maintained and are available for audit.

We hereby apply for the indirect cost rates as listed above.

Accepted and approved by the Kansas State Board of Education.

August 3, 2023

\_\_\_\_\_  
Date

\_\_\_\_\_  
Date

\_\_\_\_\_  
Superintendent or other authorized official

  
Dale Brungardt, Director of School Finance

Above rates were computed by using 2021-2022 actual data from the USD budget on file with the State Department of Education. Supplementary data was furnished by the local education agency.

Please submit signed copy by August 18, 2023 to KSDE's School Finance team by emailing to Katie Albright [kalbright@ksde.org](mailto:kalbright@ksde.org).

*Kansas leads the world in the success of each student.*

# INDIRECT COST RATES



## Title & Food Service Programs

D0356 CONWAY SPRINGS

2023-2024 RATES

*Calculated using 2021-2022 actual costs.*

1. Unallowed Costs .....	147,250
2. Restricted Direct + Unallowed Costs .....	5,942,095
3. Restricted Indirect - Unallowed Costs .....	163,522
4. Restricted Recovery Under or Over .....	6,115
5. Restricted Net Cost - Unallowed Costs .....	169,637
6. Restricted Rate .....	2.85%
(Line 5 ÷ Line 2) × 100	
7. Unrestricted Direct + Unallowed Costs .....	5,047,546
8. Unrestricted Indirect - Unallowed Costs .....	1,058,071
9. Unrestricted Recovery Under or Over .....	74,427
10. Unrestricted Net Cost - Unallowed Costs .....	1,132,498
11. Unrestricted Rate .....	22.44%
(Line 10 ÷ Line 7) × 100	

I certify that the information contained herein conforms with the criteria in the OMB uniform administrative requirements guidance under 2 CFR 200 and education department general administrative regulations (EDGAR) 34 CFR parts 75.561 and 76.561 (b) and (c) is correct to the best of my knowledge and belief. No costs other than those incurred by this agency have been included in the indirect cost rate application. The same costs that have been treated as indirect costs have not been and will not be claimed as direct costs, and similar types of costs have been accorded consistent treatment. All expenditures detailed on the application form have been made, and records supporting them have been maintained and are available for audit.

We hereby apply for the indirect cost rates as listed above.

Accepted and approved by the Kansas State Board of Education.

August 3, 2023

\_\_\_\_\_  
Date

\_\_\_\_\_  
Date

\_\_\_\_\_  
Superintendent or other authorized official

  
Dale Brungardt, Director of School Finance

Above rates were computed by using 2021-2022 actual data from the USD budget on file with the State Department of Education. Supplementary data was furnished by the local education agency.

Please submit signed copy by August 18, 2023 to KSDE's School Finance team by emailing to Katie Albright [kalbright@ksde.org](mailto:kalbright@ksde.org).

*Kansas leads the world in the success of each student.*

# INDIRECT COST RATES



## Title & Food Service Programs

D0357 BELLE PLAINE

2023-2024 RATES

*Calculated using 2021-2022 actual costs.*

1. Unallowed Costs .....	133,815
2. Restricted Direct + Unallowed Costs .....	8,388,271
3. Restricted Indirect - Unallowed Costs .....	366,068
4. Restricted Recovery Under or Over .....	-23,252
5. Restricted Net Cost - Unallowed Costs .....	342,816
6. Restricted Rate .....	4.09%
(Line 5 ÷ Line 2) × 100	
7. Unrestricted Direct + Unallowed Costs .....	7,589,051
8. Unrestricted Indirect - Unallowed Costs .....	1,165,288
9. Unrestricted Recovery Under or Over .....	82,313
10. Unrestricted Net Cost - Unallowed Costs .....	1,247,601
11. Unrestricted Rate .....	16.44%
(Line 10 ÷ Line 7) × 100	

I certify that the information contained herein conforms with the criteria in the OMB uniform administrative requirements guidance under 2 CFR 200 and education department general administrative regulations (EDGAR) 34 CFR parts 75.561 and 76.561 (b) and (c) is correct to the best of my knowledge and belief. No costs other than those incurred by this agency have been included in the indirect cost rate application. The same costs that have been treated as indirect costs have not been and will not be claimed as direct costs, and similar types of costs have been accorded consistent treatment. All expenditures detailed on the application form have been made, and records supporting them have been maintained and are available for audit.

We hereby apply for the indirect cost rates as listed above.

Accepted and approved by the Kansas State Board of Education.

August 3, 2023

\_\_\_\_\_  
Date

\_\_\_\_\_  
Date

\_\_\_\_\_  
Superintendent or other authorized official

  
Dale Brungardt, Director of School Finance

Above rates were computed by using 2021-2022 actual data from the USD budget on file with the State Department of Education. Supplementary data was furnished by the local education agency.

Please submit signed copy by August 18, 2023 to KSDE's School Finance team by emailing to Katie Albright [kalbright@ksde.org](mailto:kalbright@ksde.org).

*Kansas leads the world in the success of each student.*

# INDIRECT COST RATES



## Title & Food Service Programs

D0358 OXFORD

2023-2024 RATES

*Calculated using 2021-2022 actual costs.*

1. Unallowed Costs .....	57,972
2. Restricted Direct + Unallowed Costs .....	5,244,218
3. Restricted Indirect - Unallowed Costs .....	216,557
4. Restricted Recovery Under or Over .....	24,721
5. Restricted Net Cost - Unallowed Costs .....	241,278
6. Restricted Rate .....	4.60%
(Line 5 ÷ Line 2) × 100	
7. Unrestricted Direct + Unallowed Costs .....	4,725,635
8. Unrestricted Indirect - Unallowed Costs .....	735,140
9. Unrestricted Recovery Under or Over .....	191,430
10. Unrestricted Net Cost - Unallowed Costs .....	926,570
11. Unrestricted Rate .....	19.61%
(Line 10 ÷ Line 7) × 100	

I certify that the information contained herein conforms with the criteria in the OMB uniform administrative requirements guidance under 2 CFR 200 and education department general administrative regulations (EDGAR) 34 CFR parts 75.561 and 76.561 (b) and (c) is correct to the best of my knowledge and belief. No costs other than those incurred by this agency have been included in the indirect cost rate application. The same costs that have been treated as indirect costs have not been and will not be claimed as direct costs, and similar types of costs have been accorded consistent treatment. All expenditures detailed on the application form have been made, and records supporting them have been maintained and are available for audit.

We hereby apply for the indirect cost rates as listed above.

Accepted and approved by the Kansas State Board of Education.

August 3, 2023

\_\_\_\_\_  
Date

\_\_\_\_\_  
Date

\_\_\_\_\_  
Superintendent or other authorized official

  
Dale Brungardt, Director of School Finance

Above rates were computed by using 2021-2022 actual data from the USD budget on file with the State Department of Education. Supplementary data was furnished by the local education agency.

Please submit signed copy by August 18, 2023 to KSDE's School Finance team by emailing to Katie Albright [kalbright@ksde.org](mailto:kalbright@ksde.org).

*Kansas leads the world in the success of each student.*

# INDIRECT COST RATES



## Title & Food Service Programs

D0359 ARGONIA PUBLIC SCHOOLS

2023-2024 RATES

*Calculated using 2021-2022 actual costs.*

1. Unallowed Costs .....	51,922
2. Restricted Direct + Unallowed Costs .....	2,962,819
3. Restricted Indirect - Unallowed Costs .....	103,688
4. Restricted Recovery Under or Over .....	-1,578
5. Restricted Net Cost - Unallowed Costs .....	102,110
6. Restricted Rate .....	3.45%
(Line 5 ÷ Line 2) × 100	
7. Unrestricted Direct + Unallowed Costs .....	2,680,183
8. Unrestricted Indirect - Unallowed Costs .....	386,324
9. Unrestricted Recovery Under or Over .....	-24,063
10. Unrestricted Net Cost - Unallowed Costs .....	362,261
11. Unrestricted Rate .....	13.52%
(Line 10 ÷ Line 7) × 100	

I certify that the information contained herein conforms with the criteria in the OMB uniform administrative requirements guidance under 2 CFR 200 and education department general administrative regulations (EDGAR) 34 CFR parts 75.561 and 76.561 (b) and (c) is correct to the best of my knowledge and belief. No costs other than those incurred by this agency have been included in the indirect cost rate application. The same costs that have been treated as indirect costs have not been and will not be claimed as direct costs, and similar types of costs have been accorded consistent treatment. All expenditures detailed on the application form have been made, and records supporting them have been maintained and are available for audit.

We hereby apply for the indirect cost rates as listed above.

Accepted and approved by the Kansas State Board of Education.

August 3, 2023

\_\_\_\_\_  
Date

\_\_\_\_\_  
Date

\_\_\_\_\_  
Superintendent or other authorized official

  
Dale Brungardt, Director of School Finance

Above rates were computed by using 2021-2022 actual data from the USD budget on file with the State Department of Education. Supplementary data was furnished by the local education agency.

Please submit signed copy by August 18, 2023 to KSDE's School Finance team by emailing to Katie Albright [kalbright@ksde.org](mailto:kalbright@ksde.org).

*Kansas leads the world in the success of each student.*

# INDIRECT COST RATES



## Title & Food Service Programs

D0360 CALDWELL

2023-2024 RATES

*Calculated using 2021-2022 actual costs.*

1. Unallowed Costs .....	115,399
2. Restricted Direct + Unallowed Costs .....	4,083,596
3. Restricted Indirect - Unallowed Costs .....	234,807
4. Restricted Recovery Under or Over .....	12,498
5. Restricted Net Cost - Unallowed Costs .....	247,305
6. Restricted Rate .....	6.06%
(Line 5 ÷ Line 2) × 100	
7. Unrestricted Direct + Unallowed Costs .....	3,717,652
8. Unrestricted Indirect - Unallowed Costs .....	600,751
9. Unrestricted Recovery Under or Over .....	91,499
10. Unrestricted Net Cost - Unallowed Costs .....	692,250
11. Unrestricted Rate .....	18.62%
(Line 10 ÷ Line 7) × 100	

I certify that the information contained herein conforms with the criteria in the OMB uniform administrative requirements guidance under 2 CFR 200 and education department general administrative regulations (EDGAR) 34 CFR parts 75.561 and 76.561 (b) and (c) is correct to the best of my knowledge and belief. No costs other than those incurred by this agency have been included in the indirect cost rate application. The same costs that have been treated as indirect costs have not been and will not be claimed as direct costs, and similar types of costs have been accorded consistent treatment. All expenditures detailed on the application form have been made, and records supporting them have been maintained and are available for audit.

We hereby apply for the indirect cost rates as listed above.

Accepted and approved by the Kansas State Board of Education.

August 3, 2023

\_\_\_\_\_  
Date

\_\_\_\_\_  
Date

\_\_\_\_\_  
Superintendent or other authorized official

  
Dale Brungardt, Director of School Finance

Above rates were computed by using 2021-2022 actual data from the USD budget on file with the State Department of Education. Supplementary data was furnished by the local education agency.

Please submit signed copy by August 18, 2023 to KSDE's School Finance team by emailing to Katie Albright [kalbright@ksde.org](mailto:kalbright@ksde.org).

*Kansas leads the world in the success of each student.*



# INDIRECT COST RATES



## Title & Food Service Programs

D0361 CHAPARRAL SCHOOLS

2023-2024 RATES

*Calculated using 2021-2022 actual costs.*

1. Unallowed Costs .....	263,183
2. Restricted Direct + Unallowed Costs .....	12,681,130
3. Restricted Indirect - Unallowed Costs .....	359,245
4. Restricted Recovery Under or Over .....	-223,809
5. Restricted Net Cost - Unallowed Costs .....	135,436
6. Restricted Rate .....	1.07%
(Line 5 ÷ Line 2) × 100	
7. Unrestricted Direct + Unallowed Costs .....	11,535,754
8. Unrestricted Indirect - Unallowed Costs .....	1,504,621
9. Unrestricted Recovery Under or Over .....	-147,155
10. Unrestricted Net Cost - Unallowed Costs .....	1,357,466
11. Unrestricted Rate .....	11.77%
(Line 10 ÷ Line 7) × 100	

I certify that the information contained herein conforms with the criteria in the OMB uniform administrative requirements guidance under 2 CFR 200 and education department general administrative regulations (EDGAR) 34 CFR parts 75.561 and 76.561 (b) and (c) is correct to the best of my knowledge and belief. No costs other than those incurred by this agency have been included in the indirect cost rate application. The same costs that have been treated as indirect costs have not been and will not be claimed as direct costs, and similar types of costs have been accorded consistent treatment. All expenditures detailed on the application form have been made, and records supporting them have been maintained and are available for audit.

We hereby apply for the indirect cost rates as listed above.

Accepted and approved by the Kansas State Board of Education.

August 3, 2023

\_\_\_\_\_  
Date

\_\_\_\_\_  
Date

\_\_\_\_\_  
Superintendent or other authorized official

  
Dale Brungardt, Director of School Finance

Above rates were computed by using 2021-2022 actual data from the USD budget on file with the State Department of Education. Supplementary data was furnished by the local education agency.

Please submit signed copy by August 18, 2023 to KSDE's School Finance team by emailing to Katie Albright [kalbright@ksde.org](mailto:kalbright@ksde.org).

*Kansas leads the world in the success of each student.*

# INDIRECT COST RATES



## Title & Food Service Programs

D0362 PRAIRIE VIEW

2023-2024 RATES

*Calculated using 2021-2022 actual costs.*

1. Unallowed Costs .....	238,291
2. Restricted Direct + Unallowed Costs .....	15,130,968
3. Restricted Indirect - Unallowed Costs .....	590,164
4. Restricted Recovery Under or Over .....	206,144
5. Restricted Net Cost - Unallowed Costs .....	796,308
6. Restricted Rate .....	5.26%
(Line 5 ÷ Line 2) × 100	
7. Unrestricted Direct + Unallowed Costs .....	13,784,449
8. Unrestricted Indirect - Unallowed Costs .....	1,936,683
9. Unrestricted Recovery Under or Over .....	9,512
10. Unrestricted Net Cost - Unallowed Costs .....	1,946,195
11. Unrestricted Rate .....	14.12%
(Line 10 ÷ Line 7) × 100	

I certify that the information contained herein conforms with the criteria in the OMB uniform administrative requirements guidance under 2 CFR 200 and education department general administrative regulations (EDGAR) 34 CFR parts 75.561 and 76.561 (b) and (c) is correct to the best of my knowledge and belief. No costs other than those incurred by this agency have been included in the indirect cost rate application. The same costs that have been treated as indirect costs have not been and will not be claimed as direct costs, and similar types of costs have been accorded consistent treatment. All expenditures detailed on the application form have been made, and records supporting them have been maintained and are available for audit.

We hereby apply for the indirect cost rates as listed above.

Accepted and approved by the Kansas State Board of Education.

August 3, 2023

\_\_\_\_\_  
Date

\_\_\_\_\_  
Date

\_\_\_\_\_  
Superintendent or other authorized official

  
Dale Brungardt, Director of School Finance

Above rates were computed by using 2021-2022 actual data from the USD budget on file with the State Department of Education. Supplementary data was furnished by the local education agency.

Please submit signed copy by August 18, 2023 to KSDE's School Finance team by emailing to Katie Albright [kalbright@ksde.org](mailto:kalbright@ksde.org).

*Kansas leads the world in the success of each student.*

# INDIRECT COST RATES



## Title & Food Service Programs

D0363 HOLCOMB

2023-2024 RATES

*Calculated using 2021-2022 actual costs.*

1. Unallowed Costs .....	141,096
2. Restricted Direct + Unallowed Costs .....	11,550,070
3. Restricted Indirect - Unallowed Costs .....	569,257
4. Restricted Recovery Under or Over .....	-10,492
5. Restricted Net Cost - Unallowed Costs .....	558,765
6. Restricted Rate .....	4.84%
(Line 5 ÷ Line 2) × 100	
7. Unrestricted Direct + Unallowed Costs .....	9,916,277
8. Unrestricted Indirect - Unallowed Costs .....	2,203,050
9. Unrestricted Recovery Under or Over .....	315,044
10. Unrestricted Net Cost - Unallowed Costs .....	2,518,094
11. Unrestricted Rate .....	25.39%
(Line 10 ÷ Line 7) × 100	

I certify that the information contained herein conforms with the criteria in the OMB uniform administrative requirements guidance under 2 CFR 200 and education department general administrative regulations (EDGAR) 34 CFR parts 75.561 and 76.561 (b) and (c) is correct to the best of my knowledge and belief. No costs other than those incurred by this agency have been included in the indirect cost rate application. The same costs that have been treated as indirect costs have not been and will not be claimed as direct costs, and similar types of costs have been accorded consistent treatment. All expenditures detailed on the application form have been made, and records supporting them have been maintained and are available for audit.

We hereby apply for the indirect cost rates as listed above.

Accepted and approved by the Kansas State Board of Education.

August 3, 2023

\_\_\_\_\_  
Date

\_\_\_\_\_  
Date

\_\_\_\_\_  
Superintendent or other authorized official

  
Dale Brungardt, Director of School Finance

Above rates were computed by using 2021-2022 actual data from the USD budget on file with the State Department of Education. Supplementary data was furnished by the local education agency.

Please submit signed copy by August 18, 2023 to KSDE's School Finance team by emailing to Katie Albright [kalbright@ksde.org](mailto:kalbright@ksde.org).

*Kansas leads the world in the success of each student.*

# INDIRECT COST RATES



## Title & Food Service Programs

D0364 MARYSVILLE

2023-2024 RATES

*Calculated using 2021-2022 actual costs.*

1. Unallowed Costs .....	123,453
2. Restricted Direct + Unallowed Costs .....	10,479,333
3. Restricted Indirect - Unallowed Costs .....	284,724
4. Restricted Recovery Under or Over .....	42,932
5. Restricted Net Cost - Unallowed Costs .....	327,656
6. Restricted Rate .....	3.13%
(Line 5 ÷ Line 2) × 100	
7. Unrestricted Direct + Unallowed Costs .....	9,371,029
8. Unrestricted Indirect - Unallowed Costs .....	1,393,028
9. Unrestricted Recovery Under or Over .....	282,386
10. Unrestricted Net Cost - Unallowed Costs .....	1,675,414
11. Unrestricted Rate .....	17.88%
(Line 10 ÷ Line 7) × 100	

I certify that the information contained herein conforms with the criteria in the OMB uniform administrative requirements guidance under 2 CFR 200 and education department general administrative regulations (EDGAR) 34 CFR parts 75.561 and 76.561 (b) and (c) is correct to the best of my knowledge and belief. No costs other than those incurred by this agency have been included in the indirect cost rate application. The same costs that have been treated as indirect costs have not been and will not be claimed as direct costs, and similar types of costs have been accorded consistent treatment. All expenditures detailed on the application form have been made, and records supporting them have been maintained and are available for audit.

We hereby apply for the indirect cost rates as listed above.

Accepted and approved by the Kansas State Board of Education.

August 3, 2023

\_\_\_\_\_  
Date

\_\_\_\_\_  
Date

\_\_\_\_\_  
Superintendent or other authorized official

  
Dale Brungardt, Director of School Finance

Above rates were computed by using 2021-2022 actual data from the USD budget on file with the State Department of Education. Supplementary data was furnished by the local education agency.

Please submit signed copy by August 18, 2023 to KSDE's School Finance team by emailing to Katie Albright [kalbright@ksde.org](mailto:kalbright@ksde.org).

*Kansas leads the world in the success of each student.*

# INDIRECT COST RATES



## Title & Food Service Programs

D0365 GARNETT

2023-2024 RATES

*Calculated using 2021-2022 actual costs.*

1. Unallowed Costs .....	136,237
2. Restricted Direct + Unallowed Costs .....	11,992,778
3. Restricted Indirect - Unallowed Costs .....	351,890
4. Restricted Recovery Under or Over .....	-1,063
5. Restricted Net Cost - Unallowed Costs .....	350,827
6. Restricted Rate .....	2.93%
(Line 5 ÷ Line 2) × 100	
7. Unrestricted Direct + Unallowed Costs .....	10,850,676
8. Unrestricted Indirect - Unallowed Costs .....	1,493,992
9. Unrestricted Recovery Under or Over .....	160,847
10. Unrestricted Net Cost - Unallowed Costs .....	1,654,839
11. Unrestricted Rate .....	15.25%
(Line 10 ÷ Line 7) × 100	

I certify that the information contained herein conforms with the criteria in the OMB uniform administrative requirements guidance under 2 CFR 200 and education department general administrative regulations (EDGAR) 34 CFR parts 75.561 and 76.561 (b) and (c) is correct to the best of my knowledge and belief. No costs other than those incurred by this agency have been included in the indirect cost rate application. The same costs that have been treated as indirect costs have not been and will not be claimed as direct costs, and similar types of costs have been accorded consistent treatment. All expenditures detailed on the application form have been made, and records supporting them have been maintained and are available for audit.

We hereby apply for the indirect cost rates as listed above.

Accepted and approved by the Kansas State Board of Education.

August 3, 2023

\_\_\_\_\_  
Date

\_\_\_\_\_  
Date

\_\_\_\_\_  
Superintendent or other authorized official

  
Dale Brungardt, Director of School Finance

Above rates were computed by using 2021-2022 actual data from the USD budget on file with the State Department of Education. Supplementary data was furnished by the local education agency.

Please submit signed copy by August 18, 2023 to KSDE's School Finance team by emailing to Katie Albright [kalbright@ksde.org](mailto:kalbright@ksde.org).

*Kansas leads the world in the success of each student.*

# INDIRECT COST RATES



## Title & Food Service Programs

D0366 WOODSON

2023-2024 RATES

*Calculated using 2021-2022 actual costs.*

1. Unallowed Costs .....	189,495
2. Restricted Direct + Unallowed Costs .....	6,702,491
3. Restricted Indirect - Unallowed Costs .....	155,123
4. Restricted Recovery Under or Over .....	-32,486
5. Restricted Net Cost - Unallowed Costs .....	122,637
6. Restricted Rate .....	1.83%
(Line 5 ÷ Line 2) × 100	
7. Unrestricted Direct + Unallowed Costs .....	6,132,801
8. Unrestricted Indirect - Unallowed Costs .....	724,813
9. Unrestricted Recovery Under or Over .....	-116,167
10. Unrestricted Net Cost - Unallowed Costs .....	608,646
11. Unrestricted Rate .....	9.92%
(Line 10 ÷ Line 7) × 100	

I certify that the information contained herein conforms with the criteria in the OMB uniform administrative requirements guidance under 2 CFR 200 and education department general administrative regulations (EDGAR) 34 CFR parts 75.561 and 76.561 (b) and (c) is correct to the best of my knowledge and belief. No costs other than those incurred by this agency have been included in the indirect cost rate application. The same costs that have been treated as indirect costs have not been and will not be claimed as direct costs, and similar types of costs have been accorded consistent treatment. All expenditures detailed on the application form have been made, and records supporting them have been maintained and are available for audit.

We hereby apply for the indirect cost rates as listed above.

Accepted and approved by the Kansas State Board of Education.

August 3, 2023

\_\_\_\_\_  
Date

\_\_\_\_\_  
Date

\_\_\_\_\_  
Superintendent or other authorized official

  
Dale Brungardt, Director of School Finance

Above rates were computed by using 2021-2022 actual data from the USD budget on file with the State Department of Education. Supplementary data was furnished by the local education agency.

Please submit signed copy by August 18, 2023 to KSDE's School Finance team by emailing to Katie Albright [kalbright@ksde.org](mailto:kalbright@ksde.org).

*Kansas leads the world in the success of each student.*

# INDIRECT COST RATES



## Title & Food Service Programs

D0367 OSAWATOMIE

2023-2024 RATES

*Calculated using 2021-2022 actual costs.*

1. Unallowed Costs .....	226,050
2. Restricted Direct + Unallowed Costs .....	16,030,645
3. Restricted Indirect - Unallowed Costs .....	622,087
4. Restricted Recovery Under or Over .....	-148,734
5. Restricted Net Cost - Unallowed Costs .....	473,353
6. Restricted Rate .....	2.95%
(Line 5 ÷ Line 2) × 100	
7. Unrestricted Direct + Unallowed Costs .....	14,569,655
8. Unrestricted Indirect - Unallowed Costs .....	2,083,077
9. Unrestricted Recovery Under or Over .....	-265,868
10. Unrestricted Net Cost - Unallowed Costs .....	1,817,209
11. Unrestricted Rate .....	12.47%
(Line 10 ÷ Line 7) × 100	

I certify that the information contained herein conforms with the criteria in the OMB uniform administrative requirements guidance under 2 CFR 200 and education department general administrative regulations (EDGAR) 34 CFR parts 75.561 and 76.561 (b) and (c) is correct to the best of my knowledge and belief. No costs other than those incurred by this agency have been included in the indirect cost rate application. The same costs that have been treated as indirect costs have not been and will not be claimed as direct costs, and similar types of costs have been accorded consistent treatment. All expenditures detailed on the application form have been made, and records supporting them have been maintained and are available for audit.

We hereby apply for the indirect cost rates as listed above.

Accepted and approved by the Kansas State Board of Education.

August 3, 2023

\_\_\_\_\_  
Date

\_\_\_\_\_  
Date

\_\_\_\_\_  
Superintendent or other authorized official

  
Dale Brungardt, Director of School Finance

Above rates were computed by using 2021-2022 actual data from the USD budget on file with the State Department of Education. Supplementary data was furnished by the local education agency.

Please submit signed copy by August 18, 2023 to KSDE's School Finance team by emailing to Katie Albright [kalbright@ksde.org](mailto:kalbright@ksde.org).

*Kansas leads the world in the success of each student.*

# INDIRECT COST RATES



## Title & Food Service Programs

D0368 PAOLA

2023-2024 RATES

*Calculated using 2021-2022 actual costs.*

1. Unallowed Costs .....	313,170
2. Restricted Direct + Unallowed Costs .....	24,361,492
3. Restricted Indirect - Unallowed Costs .....	1,019,917
4. Restricted Recovery Under or Over .....	-40,781
5. Restricted Net Cost - Unallowed Costs .....	979,136
6. Restricted Rate .....	4.02%
(Line 5 ÷ Line 2) × 100	
7. Unrestricted Direct + Unallowed Costs .....	22,279,528
8. Unrestricted Indirect - Unallowed Costs .....	3,101,881
9. Unrestricted Recovery Under or Over .....	-266,726
10. Unrestricted Net Cost - Unallowed Costs .....	2,835,155
11. Unrestricted Rate .....	12.73%
(Line 10 ÷ Line 7) × 100	

I certify that the information contained herein conforms with the criteria in the OMB uniform administrative requirements guidance under 2 CFR 200 and education department general administrative regulations (EDGAR) 34 CFR parts 75.561 and 76.561 (b) and (c) is correct to the best of my knowledge and belief. No costs other than those incurred by this agency have been included in the indirect cost rate application. The same costs that have been treated as indirect costs have not been and will not be claimed as direct costs, and similar types of costs have been accorded consistent treatment. All expenditures detailed on the application form have been made, and records supporting them have been maintained and are available for audit.

We hereby apply for the indirect cost rates as listed above.

Accepted and approved by the Kansas State Board of Education.

August 3, 2023

\_\_\_\_\_  
Date

\_\_\_\_\_  
Date

\_\_\_\_\_  
Superintendent or other authorized official

  
Dale Brungardt, Director of School Finance

Above rates were computed by using 2021-2022 actual data from the USD budget on file with the State Department of Education. Supplementary data was furnished by the local education agency.

Please submit signed copy by August 18, 2023 to KSDE's School Finance team by emailing to Katie Albright [kalbright@ksde.org](mailto:kalbright@ksde.org).

*Kansas leads the world in the success of each student.*



# INDIRECT COST RATES



## Title & Food Service Programs

D0369 BURRTON

2023-2024 RATES

*Calculated using 2021-2022 actual costs.*

1. Unallowed Costs .....	138,300
2. Restricted Direct + Unallowed Costs .....	3,309,281
3. Restricted Indirect - Unallowed Costs .....	162,992
4. Restricted Recovery Under or Over .....	-88,165
5. Restricted Net Cost - Unallowed Costs .....	74,827
6. Restricted Rate .....	2.26%
(Line 5 ÷ Line 2) × 100	
7. Unrestricted Direct + Unallowed Costs .....	2,974,949
8. Unrestricted Indirect - Unallowed Costs .....	497,324
9. Unrestricted Recovery Under or Over .....	-255,712
10. Unrestricted Net Cost - Unallowed Costs .....	241,612
11. Unrestricted Rate .....	8.12%
(Line 10 ÷ Line 7) × 100	

I certify that the information contained herein conforms with the criteria in the OMB uniform administrative requirements guidance under 2 CFR 200 and education department general administrative regulations (EDGAR) 34 CFR parts 75.561 and 76.561 (b) and (c) is correct to the best of my knowledge and belief. No costs other than those incurred by this agency have been included in the indirect cost rate application. The same costs that have been treated as indirect costs have not been and will not be claimed as direct costs, and similar types of costs have been accorded consistent treatment. All expenditures detailed on the application form have been made, and records supporting them have been maintained and are available for audit.

We hereby apply for the indirect cost rates as listed above.

Accepted and approved by the Kansas State Board of Education.

August 3, 2023

\_\_\_\_\_  
Date

\_\_\_\_\_  
Date

\_\_\_\_\_  
Superintendent or other authorized official

  
Dale Brungardt, Director of School Finance

Above rates were computed by using 2021-2022 actual data from the USD budget on file with the State Department of Education. Supplementary data was furnished by the local education agency.

Please submit signed copy by August 18, 2023 to KSDE's School Finance team by emailing to Katie Albright [kalbright@ksde.org](mailto:kalbright@ksde.org).

*Kansas leads the world in the success of each student.*

# INDIRECT COST RATES



## Title & Food Service Programs

D0371 MONTEZUMA

2023-2024 RATES

*Calculated using 2021-2022 actual costs.*

1. Unallowed Costs .....	77,093
2. Restricted Direct + Unallowed Costs .....	3,311,957
3. Restricted Indirect - Unallowed Costs .....	152,736
4. Restricted Recovery Under or Over .....	-47,666
5. Restricted Net Cost - Unallowed Costs .....	105,070
6. Restricted Rate .....	3.17%
(Line 5 ÷ Line 2) × 100	
7. Unrestricted Direct + Unallowed Costs .....	3,029,826
8. Unrestricted Indirect - Unallowed Costs .....	434,867
9. Unrestricted Recovery Under or Over .....	5,258
10. Unrestricted Net Cost - Unallowed Costs .....	440,125
11. Unrestricted Rate .....	14.53%
(Line 10 ÷ Line 7) × 100	

I certify that the information contained herein conforms with the criteria in the OMB uniform administrative requirements guidance under 2 CFR 200 and education department general administrative regulations (EDGAR) 34 CFR parts 75.561 and 76.561 (b) and (c) is correct to the best of my knowledge and belief. No costs other than those incurred by this agency have been included in the indirect cost rate application. The same costs that have been treated as indirect costs have not been and will not be claimed as direct costs, and similar types of costs have been accorded consistent treatment. All expenditures detailed on the application form have been made, and records supporting them have been maintained and are available for audit.

We hereby apply for the indirect cost rates as listed above.

Accepted and approved by the Kansas State Board of Education.

August 3, 2023

\_\_\_\_\_  
Date

\_\_\_\_\_  
Date

\_\_\_\_\_  
Superintendent or other authorized official

  
Dale Brungardt, Director of School Finance

Above rates were computed by using 2021-2022 actual data from the USD budget on file with the State Department of Education. Supplementary data was furnished by the local education agency.

Please submit signed copy by August 18, 2023 to KSDE's School Finance team by emailing to Katie Albright [kalbright@ksde.org](mailto:kalbright@ksde.org).

*Kansas leads the world in the success of each student.*

# INDIRECT COST RATES



## Title & Food Service Programs

D0372 SILVER LAKE

2023-2024 RATES

*Calculated using 2021-2022 actual costs.*

1. Unallowed Costs .....	116,052
2. Restricted Direct + Unallowed Costs .....	8,862,624
3. Restricted Indirect - Unallowed Costs .....	249,180
4. Restricted Recovery Under or Over .....	66,160
5. Restricted Net Cost - Unallowed Costs .....	315,340
6. Restricted Rate .....	3.56%
(Line 5 ÷ Line 2) × 100	
7. Unrestricted Direct + Unallowed Costs .....	8,052,188
8. Unrestricted Indirect - Unallowed Costs .....	1,059,616
9. Unrestricted Recovery Under or Over .....	74,226
10. Unrestricted Net Cost - Unallowed Costs .....	1,133,842
11. Unrestricted Rate .....	14.08%
(Line 10 ÷ Line 7) × 100	

I certify that the information contained herein conforms with the criteria in the OMB uniform administrative requirements guidance under 2 CFR 200 and education department general administrative regulations (EDGAR) 34 CFR parts 75.561 and 76.561 (b) and (c) is correct to the best of my knowledge and belief. No costs other than those incurred by this agency have been included in the indirect cost rate application. The same costs that have been treated as indirect costs have not been and will not be claimed as direct costs, and similar types of costs have been accorded consistent treatment. All expenditures detailed on the application form have been made, and records supporting them have been maintained and are available for audit.

We hereby apply for the indirect cost rates as listed above.

Accepted and approved by the Kansas State Board of Education.

August 3, 2023

\_\_\_\_\_  
Date

\_\_\_\_\_  
Date

\_\_\_\_\_  
Superintendent or other authorized official

  
Dale Brungardt, Director of School Finance

Above rates were computed by using 2021-2022 actual data from the USD budget on file with the State Department of Education. Supplementary data was furnished by the local education agency.

Please submit signed copy by August 18, 2023 to KSDE's School Finance team by emailing to Katie Albright [kalbright@ksde.org](mailto:kalbright@ksde.org).

*Kansas leads the world in the success of each student.*

# INDIRECT COST RATES



## Title & Food Service Programs

D0373 NEWTON

2023-2024 RATES

*Calculated using 2021-2022 actual costs.*

1. Unallowed Costs .....	288,062
2. Restricted Direct + Unallowed Costs .....	40,239,382
3. Restricted Indirect - Unallowed Costs .....	1,329,332
4. Restricted Recovery Under or Over .....	-198,111
5. Restricted Net Cost - Unallowed Costs .....	1,131,221
6. Restricted Rate .....	2.81%
(Line 5 ÷ Line 2) × 100	
7. Unrestricted Direct + Unallowed Costs .....	36,355,890
8. Unrestricted Indirect - Unallowed Costs .....	5,212,824
9. Unrestricted Recovery Under or Over .....	178,900
10. Unrestricted Net Cost - Unallowed Costs .....	5,391,724
11. Unrestricted Rate .....	14.83%
(Line 10 ÷ Line 7) × 100	

I certify that the information contained herein conforms with the criteria in the OMB uniform administrative requirements guidance under 2 CFR 200 and education department general administrative regulations (EDGAR) 34 CFR parts 75.561 and 76.561 (b) and (c) is correct to the best of my knowledge and belief. No costs other than those incurred by this agency have been included in the indirect cost rate application. The same costs that have been treated as indirect costs have not been and will not be claimed as direct costs, and similar types of costs have been accorded consistent treatment. All expenditures detailed on the application form have been made, and records supporting them have been maintained and are available for audit.

We hereby apply for the indirect cost rates as listed above.

Accepted and approved by the Kansas State Board of Education.

August 3, 2023

\_\_\_\_\_  
Date

\_\_\_\_\_  
Date

\_\_\_\_\_  
Superintendent or other authorized official

  
Dale Brungardt, Director of School Finance

Above rates were computed by using 2021-2022 actual data from the USD budget on file with the State Department of Education. Supplementary data was furnished by the local education agency.

Please submit signed copy by August 18, 2023 to KSDE's School Finance team by emailing to Katie Albright [kalbright@ksde.org](mailto:kalbright@ksde.org).

*Kansas leads the world in the success of each student.*

# INDIRECT COST RATES



## Title & Food Service Programs

D0374 SUBLETTE

2023-2024 RATES

*Calculated using 2021-2022 actual costs.*

1. Unallowed Costs .....	159,408
2. Restricted Direct + Unallowed Costs .....	6,692,651
3. Restricted Indirect - Unallowed Costs .....	269,362
4. Restricted Recovery Under or Over .....	16,211
5. Restricted Net Cost - Unallowed Costs .....	285,573
6. Restricted Rate .....	4.27%
(Line 5 ÷ Line 2) × 100	
7. Unrestricted Direct + Unallowed Costs .....	6,034,332
8. Unrestricted Indirect - Unallowed Costs .....	927,681
9. Unrestricted Recovery Under or Over .....	-1,717
10. Unrestricted Net Cost - Unallowed Costs .....	925,964
11. Unrestricted Rate .....	15.34%
(Line 10 ÷ Line 7) × 100	

I certify that the information contained herein conforms with the criteria in the OMB uniform administrative requirements guidance under 2 CFR 200 and education department general administrative regulations (EDGAR) 34 CFR parts 75.561 and 76.561 (b) and (c) is correct to the best of my knowledge and belief. No costs other than those incurred by this agency have been included in the indirect cost rate application. The same costs that have been treated as indirect costs have not been and will not be claimed as direct costs, and similar types of costs have been accorded consistent treatment. All expenditures detailed on the application form have been made, and records supporting them have been maintained and are available for audit.

We hereby apply for the indirect cost rates as listed above.

Accepted and approved by the Kansas State Board of Education.

August 3, 2023

\_\_\_\_\_  
Date

\_\_\_\_\_  
Date

\_\_\_\_\_  
Superintendent or other authorized official

  
Dale Brungardt, Director of School Finance

Above rates were computed by using 2021-2022 actual data from the USD budget on file with the State Department of Education. Supplementary data was furnished by the local education agency.

Please submit signed copy by August 18, 2023 to KSDE's School Finance team by emailing to Katie Albright [kalbright@ksde.org](mailto:kalbright@ksde.org).

*Kansas leads the world in the success of each student.*

# INDIRECT COST RATES



## Title & Food Service Programs

D0375 CIRCLE

2023-2024 RATES

*Calculated using 2021-2022 actual costs.*

1. Unallowed Costs .....	571,640
2. Restricted Direct + Unallowed Costs .....	21,060,165
3. Restricted Indirect - Unallowed Costs .....	410,148
4. Restricted Recovery Under or Over .....	-192,575
5. Restricted Net Cost - Unallowed Costs .....	217,573
6. Restricted Rate .....	1.03%
(Line 5 ÷ Line 2) × 100	
7. Unrestricted Direct + Unallowed Costs .....	18,659,761
8. Unrestricted Indirect - Unallowed Costs .....	2,810,552
9. Unrestricted Recovery Under or Over .....	-100,414
10. Unrestricted Net Cost - Unallowed Costs .....	2,710,138
11. Unrestricted Rate .....	14.52%
(Line 10 ÷ Line 7) × 100	

I certify that the information contained herein conforms with the criteria in the OMB uniform administrative requirements guidance under 2 CFR 200 and education department general administrative regulations (EDGAR) 34 CFR parts 75.561 and 76.561 (b) and (c) is correct to the best of my knowledge and belief. No costs other than those incurred by this agency have been included in the indirect cost rate application. The same costs that have been treated as indirect costs have not been and will not be claimed as direct costs, and similar types of costs have been accorded consistent treatment. All expenditures detailed on the application form have been made, and records supporting them have been maintained and are available for audit.

We hereby apply for the indirect cost rates as listed above.

Accepted and approved by the Kansas State Board of Education.

August 3, 2023

\_\_\_\_\_  
Date

\_\_\_\_\_  
Date

\_\_\_\_\_  
Superintendent or other authorized official

  
Dale Brungardt, Director of School Finance

Above rates were computed by using 2021-2022 actual data from the USD budget on file with the State Department of Education. Supplementary data was furnished by the local education agency.

Please submit signed copy by August 18, 2023 to KSDE's School Finance team by emailing to Katie Albright [kalbright@ksde.org](mailto:kalbright@ksde.org).

*Kansas leads the world in the success of each student.*

# INDIRECT COST RATES



## Title & Food Service Programs

D0376 STERLING

2023-2024 RATES

*Calculated using 2021-2022 actual costs.*

1. Unallowed Costs .....	110,075
2. Restricted Direct + Unallowed Costs .....	6,959,644
3. Restricted Indirect - Unallowed Costs .....	136,911
4. Restricted Recovery Under or Over .....	-135,886
5. Restricted Net Cost - Unallowed Costs .....	1,025
6. Restricted Rate .....	0.01%
(Line 5 ÷ Line 2) × 100	
7. Unrestricted Direct + Unallowed Costs .....	6,368,517
8. Unrestricted Indirect - Unallowed Costs .....	728,038
9. Unrestricted Recovery Under or Over .....	150,282
10. Unrestricted Net Cost - Unallowed Costs .....	878,320
11. Unrestricted Rate .....	13.79%
(Line 10 ÷ Line 7) × 100	

I certify that the information contained herein conforms with the criteria in the OMB uniform administrative requirements guidance under 2 CFR 200 and education department general administrative regulations (EDGAR) 34 CFR parts 75.561 and 76.561 (b) and (c) is correct to the best of my knowledge and belief. No costs other than those incurred by this agency have been included in the indirect cost rate application. The same costs that have been treated as indirect costs have not been and will not be claimed as direct costs, and similar types of costs have been accorded consistent treatment. All expenditures detailed on the application form have been made, and records supporting them have been maintained and are available for audit.

We hereby apply for the indirect cost rates as listed above.

Accepted and approved by the Kansas State Board of Education.

August 3, 2023

\_\_\_\_\_  
Date

\_\_\_\_\_  
Date

\_\_\_\_\_  
Superintendent or other authorized official

  
Dale Brungardt, Director of School Finance

Above rates were computed by using 2021-2022 actual data from the USD budget on file with the State Department of Education. Supplementary data was furnished by the local education agency.

Please submit signed copy by August 18, 2023 to KSDE's School Finance team by emailing to Katie Albright [kalbright@ksde.org](mailto:kalbright@ksde.org).

*Kansas leads the world in the success of each student.*

# INDIRECT COST RATES



## Title & Food Service Programs

D0377 ATCHISON CO COMM SCHOOLS

2023-2024 RATES

*Calculated using 2021-2022 actual costs.*

1. Unallowed Costs .....	126,058
2. Restricted Direct + Unallowed Costs .....	7,777,043
3. Restricted Indirect - Unallowed Costs .....	171,006
4. Restricted Recovery Under or Over .....	-71,597
5. Restricted Net Cost - Unallowed Costs .....	99,409
6. Restricted Rate .....	1.28%
(Line 5 ÷ Line 2) × 100	
7. Unrestricted Direct + Unallowed Costs .....	6,967,442
8. Unrestricted Indirect - Unallowed Costs .....	980,607
9. Unrestricted Recovery Under or Over .....	-41,642
10. Unrestricted Net Cost - Unallowed Costs .....	938,965
11. Unrestricted Rate .....	13.48%
(Line 10 ÷ Line 7) × 100	

I certify that the information contained herein conforms with the criteria in the OMB uniform administrative requirements guidance under 2 CFR 200 and education department general administrative regulations (EDGAR) 34 CFR parts 75.561 and 76.561 (b) and (c) is correct to the best of my knowledge and belief. No costs other than those incurred by this agency have been included in the indirect cost rate application. The same costs that have been treated as indirect costs have not been and will not be claimed as direct costs, and similar types of costs have been accorded consistent treatment. All expenditures detailed on the application form have been made, and records supporting them have been maintained and are available for audit.

We hereby apply for the indirect cost rates as listed above.

Accepted and approved by the Kansas State Board of Education.

August 3, 2023

\_\_\_\_\_  
Date

\_\_\_\_\_  
Date

\_\_\_\_\_  
Superintendent or other authorized official

  
Dale Brungardt, Director of School Finance

Above rates were computed by using 2021-2022 actual data from the USD budget on file with the State Department of Education. Supplementary data was furnished by the local education agency.

Please submit signed copy by August 18, 2023 to KSDE's School Finance team by emailing to Katie Albright [kalbright@ksde.org](mailto:kalbright@ksde.org).

*Kansas leads the world in the success of each student.*



# INDIRECT COST RATES



## Title & Food Service Programs

D0378 RILEY COUNTY

2023-2024 RATES

*Calculated using 2021-2022 actual costs.*

1. Unallowed Costs .....	125,971
2. Restricted Direct + Unallowed Costs .....	8,456,812
3. Restricted Indirect - Unallowed Costs .....	311,324
4. Restricted Recovery Under or Over .....	-44,435
5. Restricted Net Cost - Unallowed Costs .....	266,889
6. Restricted Rate .....	3.16%
(Line 5 ÷ Line 2) × 100	
7. Unrestricted Direct + Unallowed Costs .....	7,851,264
8. Unrestricted Indirect - Unallowed Costs .....	916,872
9. Unrestricted Recovery Under or Over .....	-59,599
10. Unrestricted Net Cost - Unallowed Costs .....	857,273
11. Unrestricted Rate .....	10.92%
(Line 10 ÷ Line 7) × 100	

I certify that the information contained herein conforms with the criteria in the OMB uniform administrative requirements guidance under 2 CFR 200 and education department general administrative regulations (EDGAR) 34 CFR parts 75.561 and 76.561 (b) and (c) is correct to the best of my knowledge and belief. No costs other than those incurred by this agency have been included in the indirect cost rate application. The same costs that have been treated as indirect costs have not been and will not be claimed as direct costs, and similar types of costs have been accorded consistent treatment. All expenditures detailed on the application form have been made, and records supporting them have been maintained and are available for audit.

We hereby apply for the indirect cost rates as listed above.

Accepted and approved by the Kansas State Board of Education.

August 3, 2023

\_\_\_\_\_  
Date

\_\_\_\_\_  
Date

\_\_\_\_\_  
Superintendent or other authorized official

  
Dale Brungardt, Director of School Finance

Above rates were computed by using 2021-2022 actual data from the USD budget on file with the State Department of Education. Supplementary data was furnished by the local education agency.

Please submit signed copy by August 18, 2023 to KSDE's School Finance team by emailing to Katie Albright [kalbright@ksde.org](mailto:kalbright@ksde.org).

*Kansas leads the world in the success of each student.*

# INDIRECT COST RATES



## Title & Food Service Programs

D0379 CLAY CENTER

2023-2024 RATES

*Calculated using 2021-2022 actual costs.*

1. Unallowed Costs .....	154,018
2. Restricted Direct + Unallowed Costs .....	16,420,446
3. Restricted Indirect - Unallowed Costs .....	466,630
4. Restricted Recovery Under or Over .....	83,440
5. Restricted Net Cost - Unallowed Costs .....	550,070
6. Restricted Rate .....	3.35%
(Line 5 ÷ Line 2) × 100	
7. Unrestricted Direct + Unallowed Costs .....	15,004,680
8. Unrestricted Indirect - Unallowed Costs .....	1,882,396
9. Unrestricted Recovery Under or Over .....	-41,672
10. Unrestricted Net Cost - Unallowed Costs .....	1,840,724
11. Unrestricted Rate .....	12.27%
(Line 10 ÷ Line 7) × 100	

I certify that the information contained herein conforms with the criteria in the OMB uniform administrative requirements guidance under 2 CFR 200 and education department general administrative regulations (EDGAR) 34 CFR parts 75.561 and 76.561 (b) and (c) is correct to the best of my knowledge and belief. No costs other than those incurred by this agency have been included in the indirect cost rate application. The same costs that have been treated as indirect costs have not been and will not be claimed as direct costs, and similar types of costs have been accorded consistent treatment. All expenditures detailed on the application form have been made, and records supporting them have been maintained and are available for audit.

We hereby apply for the indirect cost rates as listed above.

Accepted and approved by the Kansas State Board of Education.

August 3, 2023

\_\_\_\_\_  
Date

\_\_\_\_\_  
Date

\_\_\_\_\_  
Superintendent or other authorized official

  
Dale Brungardt, Director of School Finance

Above rates were computed by using 2021-2022 actual data from the USD budget on file with the State Department of Education. Supplementary data was furnished by the local education agency.

Please submit signed copy by August 18, 2023 to KSDE's School Finance team by emailing to Katie Albright [kalbright@ksde.org](mailto:kalbright@ksde.org).

*Kansas leads the world in the success of each student.*

# INDIRECT COST RATES



## Title & Food Service Programs

D0380 VERMILLION

2023-2024 RATES

*Calculated using 2021-2022 actual costs.*

1. Unallowed Costs .....	132,157
2. Restricted Direct + Unallowed Costs .....	7,262,002
3. Restricted Indirect - Unallowed Costs .....	154,053
4. Restricted Recovery Under or Over .....	22,431
5. Restricted Net Cost - Unallowed Costs .....	176,484
6. Restricted Rate .....	2.43%
(Line 5 ÷ Line 2) × 100	
7. Unrestricted Direct + Unallowed Costs .....	6,557,258
8. Unrestricted Indirect - Unallowed Costs .....	858,797
9. Unrestricted Recovery Under or Over .....	88,151
10. Unrestricted Net Cost - Unallowed Costs .....	946,948
11. Unrestricted Rate .....	14.44%
(Line 10 ÷ Line 7) × 100	

I certify that the information contained herein conforms with the criteria in the OMB uniform administrative requirements guidance under 2 CFR 200 and education department general administrative regulations (EDGAR) 34 CFR parts 75.561 and 76.561 (b) and (c) is correct to the best of my knowledge and belief. No costs other than those incurred by this agency have been included in the indirect cost rate application. The same costs that have been treated as indirect costs have not been and will not be claimed as direct costs, and similar types of costs have been accorded consistent treatment. All expenditures detailed on the application form have been made, and records supporting them have been maintained and are available for audit.

We hereby apply for the indirect cost rates as listed above.

Accepted and approved by the Kansas State Board of Education.

August 3, 2023

\_\_\_\_\_  
Date

\_\_\_\_\_  
Date

\_\_\_\_\_  
Superintendent or other authorized official

  
Dale Brungardt, Director of School Finance

Above rates were computed by using 2021-2022 actual data from the USD budget on file with the State Department of Education. Supplementary data was furnished by the local education agency.

Please submit signed copy by August 18, 2023 to KSDE's School Finance team by emailing to Katie Albright [kalbright@ksde.org](mailto:kalbright@ksde.org).

*Kansas leads the world in the success of each student.*

# INDIRECT COST RATES



## Title & Food Service Programs

D0381 SPEARVILLE

2023-2024 RATES

*Calculated using 2021-2022 actual costs.*

1. Unallowed Costs .....	141,066
2. Restricted Direct + Unallowed Costs .....	4,359,614
3. Restricted Indirect - Unallowed Costs .....	122,045
4. Restricted Recovery Under or Over .....	-10,841
5. Restricted Net Cost - Unallowed Costs .....	111,204
6. Restricted Rate .....	2.55%
(Line 5 ÷ Line 2) × 100	
7. Unrestricted Direct + Unallowed Costs .....	3,911,536
8. Unrestricted Indirect - Unallowed Costs .....	570,123
9. Unrestricted Recovery Under or Over .....	-38,945
10. Unrestricted Net Cost - Unallowed Costs .....	531,178
11. Unrestricted Rate .....	13.58%
(Line 10 ÷ Line 7) × 100	

I certify that the information contained herein conforms with the criteria in the OMB uniform administrative requirements guidance under 2 CFR 200 and education department general administrative regulations (EDGAR) 34 CFR parts 75.561 and 76.561 (b) and (c) is correct to the best of my knowledge and belief. No costs other than those incurred by this agency have been included in the indirect cost rate application. The same costs that have been treated as indirect costs have not been and will not be claimed as direct costs, and similar types of costs have been accorded consistent treatment. All expenditures detailed on the application form have been made, and records supporting them have been maintained and are available for audit.

We hereby apply for the indirect cost rates as listed above.

Accepted and approved by the Kansas State Board of Education.

August 3, 2023

\_\_\_\_\_  
Date

\_\_\_\_\_  
Date

\_\_\_\_\_  
Superintendent or other authorized official

  
Dale Brungardt, Director of School Finance

Above rates were computed by using 2021-2022 actual data from the USD budget on file with the State Department of Education. Supplementary data was furnished by the local education agency.

Please submit signed copy by August 18, 2023 to KSDE's School Finance team by emailing to Katie Albright [kalbright@ksde.org](mailto:kalbright@ksde.org).

*Kansas leads the world in the success of each student.*

# INDIRECT COST RATES



## Title & Food Service Programs

D0382 PRATT

2023-2024 RATES

*Calculated using 2021-2022 actual costs.*

1. Unallowed Costs .....	245,554
2. Restricted Direct + Unallowed Costs .....	14,646,401
3. Restricted Indirect - Unallowed Costs .....	200,234
4. Restricted Recovery Under or Over .....	788
5. Restricted Net Cost - Unallowed Costs .....	201,022
6. Restricted Rate .....	1.37%
(Line 5 ÷ Line 2) × 100	
7. Unrestricted Direct + Unallowed Costs .....	13,438,763
8. Unrestricted Indirect - Unallowed Costs .....	1,407,872
9. Unrestricted Recovery Under or Over .....	33,691
10. Unrestricted Net Cost - Unallowed Costs .....	1,441,563
11. Unrestricted Rate .....	10.73%
(Line 10 ÷ Line 7) × 100	

I certify that the information contained herein conforms with the criteria in the OMB uniform administrative requirements guidance under 2 CFR 200 and education department general administrative regulations (EDGAR) 34 CFR parts 75.561 and 76.561 (b) and (c) is correct to the best of my knowledge and belief. No costs other than those incurred by this agency have been included in the indirect cost rate application. The same costs that have been treated as indirect costs have not been and will not be claimed as direct costs, and similar types of costs have been accorded consistent treatment. All expenditures detailed on the application form have been made, and records supporting them have been maintained and are available for audit.

We hereby apply for the indirect cost rates as listed above.

Accepted and approved by the Kansas State Board of Education.

August 3, 2023

\_\_\_\_\_  
Date

\_\_\_\_\_  
Date

\_\_\_\_\_  
Superintendent or other authorized official

  
Dale Brungardt, Director of School Finance

Above rates were computed by using 2021-2022 actual data from the USD budget on file with the State Department of Education. Supplementary data was furnished by the local education agency.

Please submit signed copy by August 18, 2023 to KSDE's School Finance team by emailing to Katie Albright [kalbright@ksde.org](mailto:kalbright@ksde.org).

*Kansas leads the world in the success of each student.*

# INDIRECT COST RATES



## Title & Food Service Programs

D0383 MANHATTAN-OGDEN

2023-2024 RATES

*Calculated using 2021-2022 actual costs.*

1. Unallowed Costs .....	1,049,161
2. Restricted Direct + Unallowed Costs .....	83,987,747
3. Restricted Indirect - Unallowed Costs .....	1,745,769
4. Restricted Recovery Under or Over .....	-783,036
5. Restricted Net Cost - Unallowed Costs .....	962,733
6. Restricted Rate .....	1.15%
(Line 5 ÷ Line 2) × 100	
7. Unrestricted Direct + Unallowed Costs .....	77,599,353
8. Unrestricted Indirect - Unallowed Costs .....	8,134,163
9. Unrestricted Recovery Under or Over .....	-376,409
10. Unrestricted Net Cost - Unallowed Costs .....	7,757,754
11. Unrestricted Rate .....	10.00%
(Line 10 ÷ Line 7) × 100	

I certify that the information contained herein conforms with the criteria in the OMB uniform administrative requirements guidance under 2 CFR 200 and education department general administrative regulations (EDGAR) 34 CFR parts 75.561 and 76.561 (b) and (c) is correct to the best of my knowledge and belief. No costs other than those incurred by this agency have been included in the indirect cost rate application. The same costs that have been treated as indirect costs have not been and will not be claimed as direct costs, and similar types of costs have been accorded consistent treatment. All expenditures detailed on the application form have been made, and records supporting them have been maintained and are available for audit.

We hereby apply for the indirect cost rates as listed above.

Accepted and approved by the Kansas State Board of Education.

August 3, 2023

\_\_\_\_\_  
Date

\_\_\_\_\_  
Date

\_\_\_\_\_  
Superintendent or other authorized official

  
Dale Brungardt, Director of School Finance

Above rates were computed by using 2021-2022 actual data from the USD budget on file with the State Department of Education. Supplementary data was furnished by the local education agency.

Please submit signed copy by August 18, 2023 to KSDE's School Finance team by emailing to Katie Albright [kalbright@ksde.org](mailto:kalbright@ksde.org).

*Kansas leads the world in the success of each student.*

# INDIRECT COST RATES



## Title & Food Service Programs

D0384 BLUE VALLEY

2023-2024 RATES

*Calculated using 2021-2022 actual costs.*

1. Unallowed Costs .....	138,173
2. Restricted Direct + Unallowed Costs .....	3,955,136
3. Restricted Indirect - Unallowed Costs .....	234,847
4. Restricted Recovery Under or Over .....	-37,877
5. Restricted Net Cost - Unallowed Costs .....	196,970
6. Restricted Rate .....	4.98%
(Line 5 ÷ Line 2) × 100	
7. Unrestricted Direct + Unallowed Costs .....	3,735,233
8. Unrestricted Indirect - Unallowed Costs .....	454,750
9. Unrestricted Recovery Under or Over .....	-336,238
10. Unrestricted Net Cost - Unallowed Costs .....	118,512
11. Unrestricted Rate .....	3.17%
(Line 10 ÷ Line 7) × 100	

I certify that the information contained herein conforms with the criteria in the OMB uniform administrative requirements guidance under 2 CFR 200 and education department general administrative regulations (EDGAR) 34 CFR parts 75.561 and 76.561 (b) and (c) is correct to the best of my knowledge and belief. No costs other than those incurred by this agency have been included in the indirect cost rate application. The same costs that have been treated as indirect costs have not been and will not be claimed as direct costs, and similar types of costs have been accorded consistent treatment. All expenditures detailed on the application form have been made, and records supporting them have been maintained and are available for audit.

We hereby apply for the indirect cost rates as listed above.

Accepted and approved by the Kansas State Board of Education.

August 3, 2023

\_\_\_\_\_  
Date

\_\_\_\_\_  
Date

\_\_\_\_\_  
Superintendent or other authorized official

  
Dale Brungardt, Director of School Finance

Above rates were computed by using 2021-2022 actual data from the USD budget on file with the State Department of Education. Supplementary data was furnished by the local education agency.

Please submit signed copy by August 18, 2023 to KSDE's School Finance team by emailing to Katie Albright [kalbright@ksde.org](mailto:kalbright@ksde.org).

*Kansas leads the world in the success of each student.*

# INDIRECT COST RATES



## Title & Food Service Programs

D0385 ANDOVER

2023-2024 RATES

*Calculated using 2021-2022 actual costs.*

1. Unallowed Costs .....	672,209
2. Restricted Direct + Unallowed Costs .....	60,506,453
3. Restricted Indirect - Unallowed Costs .....	3,040,872
4. Restricted Recovery Under or Over .....	196,541
5. Restricted Net Cost - Unallowed Costs .....	3,237,413
6. Restricted Rate .....	5.35%
(Line 5 ÷ Line 2) × 100	
7. Unrestricted Direct + Unallowed Costs .....	53,503,072
8. Unrestricted Indirect - Unallowed Costs .....	10,044,253
9. Unrestricted Recovery Under or Over .....	952,738
10. Unrestricted Net Cost - Unallowed Costs .....	10,996,991
11. Unrestricted Rate .....	20.55%
(Line 10 ÷ Line 7) × 100	

I certify that the information contained herein conforms with the criteria in the OMB uniform administrative requirements guidance under 2 CFR 200 and education department general administrative regulations (EDGAR) 34 CFR parts 75.561 and 76.561 (b) and (c) is correct to the best of my knowledge and belief. No costs other than those incurred by this agency have been included in the indirect cost rate application. The same costs that have been treated as indirect costs have not been and will not be claimed as direct costs, and similar types of costs have been accorded consistent treatment. All expenditures detailed on the application form have been made, and records supporting them have been maintained and are available for audit.

We hereby apply for the indirect cost rates as listed above.

Accepted and approved by the Kansas State Board of Education.

August 3, 2023

\_\_\_\_\_  
Date

\_\_\_\_\_  
Date

\_\_\_\_\_  
Superintendent or other authorized official

  
Dale Brungardt, Director of School Finance

Above rates were computed by using 2021-2022 actual data from the USD budget on file with the State Department of Education. Supplementary data was furnished by the local education agency.

Please submit signed copy by August 18, 2023 to KSDE's School Finance team by emailing to Katie Albright [kalbright@ksde.org](mailto:kalbright@ksde.org).

*Kansas leads the world in the success of each student.*



# INDIRECT COST RATES



## Title & Food Service Programs

D0386 MADISON-VIRGIL

2023-2024 RATES

*Calculated using 2021-2022 actual costs.*

1. Unallowed Costs .....	81,989
2. Restricted Direct + Unallowed Costs .....	4,044,869
3. Restricted Indirect - Unallowed Costs .....	130,102
4. Restricted Recovery Under or Over .....	-17,962
5. Restricted Net Cost - Unallowed Costs .....	112,140
6. Restricted Rate .....	2.77%
(Line 5 ÷ Line 2) × 100	
7. Unrestricted Direct + Unallowed Costs .....	3,618,246
8. Unrestricted Indirect - Unallowed Costs .....	556,725
9. Unrestricted Recovery Under or Over .....	-67,732
10. Unrestricted Net Cost - Unallowed Costs .....	488,993
11. Unrestricted Rate .....	13.51%
(Line 10 ÷ Line 7) × 100	

I certify that the information contained herein conforms with the criteria in the OMB uniform administrative requirements guidance under 2 CFR 200 and education department general administrative regulations (EDGAR) 34 CFR parts 75.561 and 76.561 (b) and (c) is correct to the best of my knowledge and belief. No costs other than those incurred by this agency have been included in the indirect cost rate application. The same costs that have been treated as indirect costs have not been and will not be claimed as direct costs, and similar types of costs have been accorded consistent treatment. All expenditures detailed on the application form have been made, and records supporting them have been maintained and are available for audit.

We hereby apply for the indirect cost rates as listed above.

Accepted and approved by the Kansas State Board of Education.

August 3, 2023

\_\_\_\_\_  
Date

\_\_\_\_\_  
Date

\_\_\_\_\_  
Superintendent or other authorized official

  
Dale Brungardt, Director of School Finance

Above rates were computed by using 2021-2022 actual data from the USD budget on file with the State Department of Education. Supplementary data was furnished by the local education agency.

Please submit signed copy by August 18, 2023 to KSDE's School Finance team by emailing to Katie Albright [kalbright@ksde.org](mailto:kalbright@ksde.org).

*Kansas leads the world in the success of each student.*

# INDIRECT COST RATES



## Title & Food Service Programs

D0387 ALTOONA-MIDWAY

2023-2024 RATES

*Calculated using 2021-2022 actual costs.*

1. Unallowed Costs .....	50,000
2. Restricted Direct + Unallowed Costs .....	2,901,338
3. Restricted Indirect - Unallowed Costs .....	201,298
4. Restricted Recovery Under or Over .....	-18,833
5. Restricted Net Cost - Unallowed Costs .....	182,465
6. Restricted Rate .....	6.29%
(Line 5 ÷ Line 2) × 100	
7. Unrestricted Direct + Unallowed Costs .....	2,660,983
8. Unrestricted Indirect - Unallowed Costs .....	441,653
9. Unrestricted Recovery Under or Over .....	137,742
10. Unrestricted Net Cost - Unallowed Costs .....	579,395
11. Unrestricted Rate .....	21.77%
(Line 10 ÷ Line 7) × 100	

I certify that the information contained herein conforms with the criteria in the OMB uniform administrative requirements guidance under 2 CFR 200 and education department general administrative regulations (EDGAR) 34 CFR parts 75.561 and 76.561 (b) and (c) is correct to the best of my knowledge and belief. No costs other than those incurred by this agency have been included in the indirect cost rate application. The same costs that have been treated as indirect costs have not been and will not be claimed as direct costs, and similar types of costs have been accorded consistent treatment. All expenditures detailed on the application form have been made, and records supporting them have been maintained and are available for audit.

We hereby apply for the indirect cost rates as listed above.

Accepted and approved by the Kansas State Board of Education.

August 3, 2023

\_\_\_\_\_  
Date

\_\_\_\_\_  
Date

\_\_\_\_\_  
Superintendent or other authorized official

  
Dale Brungardt, Director of School Finance

Above rates were computed by using 2021-2022 actual data from the USD budget on file with the State Department of Education. Supplementary data was furnished by the local education agency.

Please submit signed copy by August 18, 2023 to KSDE's School Finance team by emailing to Katie Albright [kalbright@ksde.org](mailto:kalbright@ksde.org).

*Kansas leads the world in the success of each student.*

# INDIRECT COST RATES



## Title & Food Service Programs

D0388 ELLIS

2023-2024 RATES

*Calculated using 2021-2022 actual costs.*

1. Unallowed Costs .....	111,143
2. Restricted Direct + Unallowed Costs .....	5,253,425
3. Restricted Indirect - Unallowed Costs .....	225,290
4. Restricted Recovery Under or Over .....	12,187
5. Restricted Net Cost - Unallowed Costs .....	237,477
6. Restricted Rate .....	4.52%
(Line 5 ÷ Line 2) × 100	
7. Unrestricted Direct + Unallowed Costs .....	4,832,751
8. Unrestricted Indirect - Unallowed Costs .....	645,964
9. Unrestricted Recovery Under or Over .....	27,740
10. Unrestricted Net Cost - Unallowed Costs .....	673,704
11. Unrestricted Rate .....	13.94%
(Line 10 ÷ Line 7) × 100	

I certify that the information contained herein conforms with the criteria in the OMB uniform administrative requirements guidance under 2 CFR 200 and education department general administrative regulations (EDGAR) 34 CFR parts 75.561 and 76.561 (b) and (c) is correct to the best of my knowledge and belief. No costs other than those incurred by this agency have been included in the indirect cost rate application. The same costs that have been treated as indirect costs have not been and will not be claimed as direct costs, and similar types of costs have been accorded consistent treatment. All expenditures detailed on the application form have been made, and records supporting them have been maintained and are available for audit.

We hereby apply for the indirect cost rates as listed above.

Accepted and approved by the Kansas State Board of Education.

August 3, 2023

\_\_\_\_\_  
Date

\_\_\_\_\_  
Date

\_\_\_\_\_  
Superintendent or other authorized official

  
Dale Brungardt, Director of School Finance

Above rates were computed by using 2021-2022 actual data from the USD budget on file with the State Department of Education. Supplementary data was furnished by the local education agency.

Please submit signed copy by August 18, 2023 to KSDE's School Finance team by emailing to Katie Albright [kalbright@ksde.org](mailto:kalbright@ksde.org).

*Kansas leads the world in the success of each student.*

# INDIRECT COST RATES



## Title & Food Service Programs

D0389 EUREKA

2023-2024 RATES

*Calculated using 2021-2022 actual costs.*

1. Unallowed Costs .....	120,031
2. Restricted Direct + Unallowed Costs .....	8,627,072
3. Restricted Indirect - Unallowed Costs .....	487,285
4. Restricted Recovery Under or Over .....	33,444
5. Restricted Net Cost - Unallowed Costs .....	520,729
6. Restricted Rate .....	6.04%
(Line 5 ÷ Line 2) × 100	
7. Unrestricted Direct + Unallowed Costs .....	7,745,308
8. Unrestricted Indirect - Unallowed Costs .....	1,369,049
9. Unrestricted Recovery Under or Over .....	-724,309
10. Unrestricted Net Cost - Unallowed Costs .....	644,740
11. Unrestricted Rate .....	8.32%
(Line 10 ÷ Line 7) × 100	

I certify that the information contained herein conforms with the criteria in the OMB uniform administrative requirements guidance under 2 CFR 200 and education department general administrative regulations (EDGAR) 34 CFR parts 75.561 and 76.561 (b) and (c) is correct to the best of my knowledge and belief. No costs other than those incurred by this agency have been included in the indirect cost rate application. The same costs that have been treated as indirect costs have not been and will not be claimed as direct costs, and similar types of costs have been accorded consistent treatment. All expenditures detailed on the application form have been made, and records supporting them have been maintained and are available for audit.

We hereby apply for the indirect cost rates as listed above.

Accepted and approved by the Kansas State Board of Education.

August 3, 2023

\_\_\_\_\_  
Date

\_\_\_\_\_  
Date

\_\_\_\_\_  
Superintendent or other authorized official

  
Dale Brungardt, Director of School Finance

Above rates were computed by using 2021-2022 actual data from the USD budget on file with the State Department of Education. Supplementary data was furnished by the local education agency.

Please submit signed copy by August 18, 2023 to KSDE's School Finance team by emailing to Katie Albright [kalbright@ksde.org](mailto:kalbright@ksde.org).

*Kansas leads the world in the success of each student.*

# INDIRECT COST RATES



## Title & Food Service Programs

D0390 HAMILTON

2023-2024 RATES

*Calculated using 2021-2022 actual costs.*

1. Unallowed Costs .....	32,941
2. Restricted Direct + Unallowed Costs .....	1,271,913
3. Restricted Indirect - Unallowed Costs .....	173,729
4. Restricted Recovery Under or Over .....	47,454
5. Restricted Net Cost - Unallowed Costs .....	221,183
6. Restricted Rate .....	17.39%
(Line 5 ÷ Line 2) × 100	
7. Unrestricted Direct + Unallowed Costs .....	1,227,434
8. Unrestricted Indirect - Unallowed Costs .....	218,208
9. Unrestricted Recovery Under or Over .....	-19,511
10. Unrestricted Net Cost - Unallowed Costs .....	198,697
11. Unrestricted Rate .....	16.19%
(Line 10 ÷ Line 7) × 100	

I certify that the information contained herein conforms with the criteria in the OMB uniform administrative requirements guidance under 2 CFR 200 and education department general administrative regulations (EDGAR) 34 CFR parts 75.561 and 76.561 (b) and (c) is correct to the best of my knowledge and belief. No costs other than those incurred by this agency have been included in the indirect cost rate application. The same costs that have been treated as indirect costs have not been and will not be claimed as direct costs, and similar types of costs have been accorded consistent treatment. All expenditures detailed on the application form have been made, and records supporting them have been maintained and are available for audit.

We hereby apply for the indirect cost rates as listed above.

Accepted and approved by the Kansas State Board of Education.

August 3, 2023

\_\_\_\_\_  
Date

\_\_\_\_\_  
Date

\_\_\_\_\_  
Superintendent or other authorized official

  
Dale Brungardt, Director of School Finance

Above rates were computed by using 2021-2022 actual data from the USD budget on file with the State Department of Education. Supplementary data was furnished by the local education agency.

Please submit signed copy by August 18, 2023 to KSDE's School Finance team by emailing to Katie Albright [kalbright@ksde.org](mailto:kalbright@ksde.org).

*Kansas leads the world in the success of each student.*

# INDIRECT COST RATES



## Title & Food Service Programs

D0392 OSBORNE COUNTY

2023-2024 RATES

*Calculated using 2021-2022 actual costs.*

1. Unallowed Costs .....	50,007
2. Restricted Direct + Unallowed Costs .....	4,588,981
3. Restricted Indirect - Unallowed Costs .....	195,859
4. Restricted Recovery Under or Over .....	-34,109
5. Restricted Net Cost - Unallowed Costs .....	161,750
6. Restricted Rate .....	3.52%
(Line 5 ÷ Line 2) × 100	
7. Unrestricted Direct + Unallowed Costs .....	4,199,946
8. Unrestricted Indirect - Unallowed Costs .....	584,894
9. Unrestricted Recovery Under or Over .....	-37,003
10. Unrestricted Net Cost - Unallowed Costs .....	547,891
11. Unrestricted Rate .....	13.05%
(Line 10 ÷ Line 7) × 100	

I certify that the information contained herein conforms with the criteria in the OMB uniform administrative requirements guidance under 2 CFR 200 and education department general administrative regulations (EDGAR) 34 CFR parts 75.561 and 76.561 (b) and (c) is correct to the best of my knowledge and belief. No costs other than those incurred by this agency have been included in the indirect cost rate application. The same costs that have been treated as indirect costs have not been and will not be claimed as direct costs, and similar types of costs have been accorded consistent treatment. All expenditures detailed on the application form have been made, and records supporting them have been maintained and are available for audit.

We hereby apply for the indirect cost rates as listed above.

Accepted and approved by the Kansas State Board of Education.

August 3, 2023

\_\_\_\_\_  
Date

\_\_\_\_\_  
Date

\_\_\_\_\_  
Superintendent or other authorized official

  
Dale Brungardt, Director of School Finance

Above rates were computed by using 2021-2022 actual data from the USD budget on file with the State Department of Education. Supplementary data was furnished by the local education agency.

Please submit signed copy by August 18, 2023 to KSDE's School Finance team by emailing to Katie Albright [kalbright@ksde.org](mailto:kalbright@ksde.org).

*Kansas leads the world in the success of each student.*

# INDIRECT COST RATES



## Title & Food Service Programs

D0393 SOLOMON

2023-2024 RATES

*Calculated using 2021-2022 actual costs.*

1. Unallowed Costs .....	136,859
2. Restricted Direct + Unallowed Costs .....	5,220,997
3. Restricted Indirect - Unallowed Costs .....	245,065
4. Restricted Recovery Under or Over .....	3,519
5. Restricted Net Cost - Unallowed Costs .....	248,584
6. Restricted Rate .....	4.76%
(Line 5 ÷ Line 2) × 100	
7. Unrestricted Direct + Unallowed Costs .....	5,134,278
8. Unrestricted Indirect - Unallowed Costs .....	331,784
9. Unrestricted Recovery Under or Over .....	-162,914
10. Unrestricted Net Cost - Unallowed Costs .....	168,870
11. Unrestricted Rate .....	3.29%
(Line 10 ÷ Line 7) × 100	

I certify that the information contained herein conforms with the criteria in the OMB uniform administrative requirements guidance under 2 CFR 200 and education department general administrative regulations (EDGAR) 34 CFR parts 75.561 and 76.561 (b) and (c) is correct to the best of my knowledge and belief. No costs other than those incurred by this agency have been included in the indirect cost rate application. The same costs that have been treated as indirect costs have not been and will not be claimed as direct costs, and similar types of costs have been accorded consistent treatment. All expenditures detailed on the application form have been made, and records supporting them have been maintained and are available for audit.

We hereby apply for the indirect cost rates as listed above.

Accepted and approved by the Kansas State Board of Education.

August 3, 2023

\_\_\_\_\_  
Date

\_\_\_\_\_  
Date

\_\_\_\_\_  
Superintendent or other authorized official

  
Dale Brungardt, Director of School Finance

Above rates were computed by using 2021-2022 actual data from the USD budget on file with the State Department of Education. Supplementary data was furnished by the local education agency.

Please submit signed copy by August 18, 2023 to KSDE's School Finance team by emailing to Katie Albright [kalbright@ksde.org](mailto:kalbright@ksde.org).

*Kansas leads the world in the success of each student.*

# INDIRECT COST RATES



## Title & Food Service Programs

D0394 ROSE HILL PUBLIC SCHOOLS

2023-2024 RATES

*Calculated using 2021-2022 actual costs.*

1. Unallowed Costs .....	460,644
2. Restricted Direct + Unallowed Costs .....	18,319,879
3. Restricted Indirect - Unallowed Costs .....	410,651
4. Restricted Recovery Under or Over .....	-166,851
5. Restricted Net Cost - Unallowed Costs .....	243,800
6. Restricted Rate .....	1.33%
(Line 5 ÷ Line 2) × 100	
7. Unrestricted Direct + Unallowed Costs .....	16,646,437
8. Unrestricted Indirect - Unallowed Costs .....	2,084,093
9. Unrestricted Recovery Under or Over .....	-234,880
10. Unrestricted Net Cost - Unallowed Costs .....	1,849,213
11. Unrestricted Rate .....	11.11%
(Line 10 ÷ Line 7) × 100	

I certify that the information contained herein conforms with the criteria in the OMB uniform administrative requirements guidance under 2 CFR 200 and education department general administrative regulations (EDGAR) 34 CFR parts 75.561 and 76.561 (b) and (c) is correct to the best of my knowledge and belief. No costs other than those incurred by this agency have been included in the indirect cost rate application. The same costs that have been treated as indirect costs have not been and will not be claimed as direct costs, and similar types of costs have been accorded consistent treatment. All expenditures detailed on the application form have been made, and records supporting them have been maintained and are available for audit.

We hereby apply for the indirect cost rates as listed above.

Accepted and approved by the Kansas State Board of Education.

August 3, 2023

\_\_\_\_\_  
Date

\_\_\_\_\_  
Date

\_\_\_\_\_  
Superintendent or other authorized official

  
Dale Brungardt, Director of School Finance

Above rates were computed by using 2021-2022 actual data from the USD budget on file with the State Department of Education. Supplementary data was furnished by the local education agency.

Please submit signed copy by August 18, 2023 to KSDE's School Finance team by emailing to Katie Albright [kalbright@ksde.org](mailto:kalbright@ksde.org).

*Kansas leads the world in the success of each student.*



# INDIRECT COST RATES



## Title & Food Service Programs

D0395 LACROSSE

2023-2024 RATES

*Calculated using 2021-2022 actual costs.*

1. Unallowed Costs .....	105,174
2. Restricted Direct + Unallowed Costs .....	4,153,679
3. Restricted Indirect - Unallowed Costs .....	178,903
4. Restricted Recovery Under or Over .....	1,415
5. Restricted Net Cost - Unallowed Costs .....	180,318
6. Restricted Rate .....	4.34%
(Line 5 ÷ Line 2) × 100	
7. Unrestricted Direct + Unallowed Costs .....	3,797,063
8. Unrestricted Indirect - Unallowed Costs .....	535,519
9. Unrestricted Recovery Under or Over .....	15,321
10. Unrestricted Net Cost - Unallowed Costs .....	550,840
11. Unrestricted Rate .....	14.51%
(Line 10 ÷ Line 7) × 100	

I certify that the information contained herein conforms with the criteria in the OMB uniform administrative requirements guidance under 2 CFR 200 and education department general administrative regulations (EDGAR) 34 CFR parts 75.561 and 76.561 (b) and (c) is correct to the best of my knowledge and belief. No costs other than those incurred by this agency have been included in the indirect cost rate application. The same costs that have been treated as indirect costs have not been and will not be claimed as direct costs, and similar types of costs have been accorded consistent treatment. All expenditures detailed on the application form have been made, and records supporting them have been maintained and are available for audit.

We hereby apply for the indirect cost rates as listed above.

Accepted and approved by the Kansas State Board of Education.

August 3, 2023

\_\_\_\_\_  
Date

\_\_\_\_\_  
Date

\_\_\_\_\_  
Superintendent or other authorized official

  
Dale Brungardt, Director of School Finance

Above rates were computed by using 2021-2022 actual data from the USD budget on file with the State Department of Education. Supplementary data was furnished by the local education agency.

Please submit signed copy by August 18, 2023 to KSDE's School Finance team by emailing to Katie Albright [kalbright@ksde.org](mailto:kalbright@ksde.org).

*Kansas leads the world in the success of each student.*

# INDIRECT COST RATES



## Title & Food Service Programs

D0396 DOUGLASS PUBLIC SCHOOLS

2023-2024 RATES

*Calculated using 2021-2022 actual costs.*

1. Unallowed Costs .....	140,185
2. Restricted Direct + Unallowed Costs .....	8,407,714
3. Restricted Indirect - Unallowed Costs .....	304,916
4. Restricted Recovery Under or Over .....	-33,956
5. Restricted Net Cost - Unallowed Costs .....	270,960
6. Restricted Rate .....	3.22%
(Line 5 ÷ Line 2) × 100	
7. Unrestricted Direct + Unallowed Costs .....	7,626,319
8. Unrestricted Indirect - Unallowed Costs .....	1,086,311
9. Unrestricted Recovery Under or Over .....	-76,309
10. Unrestricted Net Cost - Unallowed Costs .....	1,010,002
11. Unrestricted Rate .....	13.24%
(Line 10 ÷ Line 7) × 100	

I certify that the information contained herein conforms with the criteria in the OMB uniform administrative requirements guidance under 2 CFR 200 and education department general administrative regulations (EDGAR) 34 CFR parts 75.561 and 76.561 (b) and (c) is correct to the best of my knowledge and belief. No costs other than those incurred by this agency have been included in the indirect cost rate application. The same costs that have been treated as indirect costs have not been and will not be claimed as direct costs, and similar types of costs have been accorded consistent treatment. All expenditures detailed on the application form have been made, and records supporting them have been maintained and are available for audit.

We hereby apply for the indirect cost rates as listed above.

Accepted and approved by the Kansas State Board of Education.

August 3, 2023

\_\_\_\_\_  
Date

\_\_\_\_\_  
Date

\_\_\_\_\_  
Superintendent or other authorized official

  
Dale Brungardt, Director of School Finance

Above rates were computed by using 2021-2022 actual data from the USD budget on file with the State Department of Education. Supplementary data was furnished by the local education agency.

Please submit signed copy by August 18, 2023 to KSDE's School Finance team by emailing to Katie Albright [kalbright@ksde.org](mailto:kalbright@ksde.org).

*Kansas leads the world in the success of each student.*

# INDIRECT COST RATES



## Title & Food Service Programs

D0397 CENTRE

2023-2024 RATES

*Calculated using 2021-2022 actual costs.*

1. Unallowed Costs .....	58,397
2. Restricted Direct + Unallowed Costs .....	5,028,403
3. Restricted Indirect - Unallowed Costs .....	170,720
4. Restricted Recovery Under or Over .....	-91,704
5. Restricted Net Cost - Unallowed Costs .....	79,016
6. Restricted Rate .....	1.57%
(Line 5 ÷ Line 2) × 100	
7. Unrestricted Direct + Unallowed Costs .....	4,731,205
8. Unrestricted Indirect - Unallowed Costs .....	467,918
9. Unrestricted Recovery Under or Over .....	-110,488
10. Unrestricted Net Cost - Unallowed Costs .....	357,430
11. Unrestricted Rate .....	7.55%
(Line 10 ÷ Line 7) × 100	

I certify that the information contained herein conforms with the criteria in the OMB uniform administrative requirements guidance under 2 CFR 200 and education department general administrative regulations (EDGAR) 34 CFR parts 75.561 and 76.561 (b) and (c) is correct to the best of my knowledge and belief. No costs other than those incurred by this agency have been included in the indirect cost rate application. The same costs that have been treated as indirect costs have not been and will not be claimed as direct costs, and similar types of costs have been accorded consistent treatment. All expenditures detailed on the application form have been made, and records supporting them have been maintained and are available for audit.

We hereby apply for the indirect cost rates as listed above.

Accepted and approved by the Kansas State Board of Education.

August 3, 2023

\_\_\_\_\_  
Date

\_\_\_\_\_  
Date

\_\_\_\_\_  
Superintendent or other authorized official

  
Dale Brungardt, Director of School Finance

Above rates were computed by using 2021-2022 actual data from the USD budget on file with the State Department of Education. Supplementary data was furnished by the local education agency.

Please submit signed copy by August 18, 2023 to KSDE's School Finance team by emailing to Katie Albright [kalbright@ksde.org](mailto:kalbright@ksde.org).

*Kansas leads the world in the success of each student.*

# INDIRECT COST RATES



## Title & Food Service Programs

D0398 PEABODY-BURNS

2023-2024 RATES

*Calculated using 2021-2022 actual costs.*

1. Unallowed Costs .....	100,023
2. Restricted Direct + Unallowed Costs .....	3,910,465
3. Restricted Indirect - Unallowed Costs .....	175,847
4. Restricted Recovery Under or Over .....	-63,193
5. Restricted Net Cost - Unallowed Costs .....	112,654
6. Restricted Rate .....	2.88%
(Line 5 ÷ Line 2) × 100	
7. Unrestricted Direct + Unallowed Costs .....	3,485,913
8. Unrestricted Indirect - Unallowed Costs .....	600,399
9. Unrestricted Recovery Under or Over .....	54,156
10. Unrestricted Net Cost - Unallowed Costs .....	654,555
11. Unrestricted Rate .....	18.78%
(Line 10 ÷ Line 7) × 100	

I certify that the information contained herein conforms with the criteria in the OMB uniform administrative requirements guidance under 2 CFR 200 and education department general administrative regulations (EDGAR) 34 CFR parts 75.561 and 76.561 (b) and (c) is correct to the best of my knowledge and belief. No costs other than those incurred by this agency have been included in the indirect cost rate application. The same costs that have been treated as indirect costs have not been and will not be claimed as direct costs, and similar types of costs have been accorded consistent treatment. All expenditures detailed on the application form have been made, and records supporting them have been maintained and are available for audit.

We hereby apply for the indirect cost rates as listed above.

Accepted and approved by the Kansas State Board of Education.

August 3, 2023

\_\_\_\_\_  
Date

\_\_\_\_\_  
Date

\_\_\_\_\_  
Superintendent or other authorized official

  
Dale Brungardt, Director of School Finance

Above rates were computed by using 2021-2022 actual data from the USD budget on file with the State Department of Education. Supplementary data was furnished by the local education agency.

Please submit signed copy by August 18, 2023 to KSDE's School Finance team by emailing to Katie Albright [kalbright@ksde.org](mailto:kalbright@ksde.org).

*Kansas leads the world in the success of each student.*

# INDIRECT COST RATES



## Title & Food Service Programs

D0399 PARADISE

2023-2024 RATES

*Calculated using 2021-2022 actual costs.*

1. Unallowed Costs .....	31,392
2. Restricted Direct + Unallowed Costs .....	2,064,912
3. Restricted Indirect - Unallowed Costs .....	151,039
4. Restricted Recovery Under or Over .....	-3,224
5. Restricted Net Cost - Unallowed Costs .....	147,815
6. Restricted Rate .....	7.16%
(Line 5 ÷ Line 2) × 100	
7. Unrestricted Direct + Unallowed Costs .....	1,877,316
8. Unrestricted Indirect - Unallowed Costs .....	338,635
9. Unrestricted Recovery Under or Over .....	-28,865
10. Unrestricted Net Cost - Unallowed Costs .....	309,770
11. Unrestricted Rate .....	16.50%
(Line 10 ÷ Line 7) × 100	

I certify that the information contained herein conforms with the criteria in the OMB uniform administrative requirements guidance under 2 CFR 200 and education department general administrative regulations (EDGAR) 34 CFR parts 75.561 and 76.561 (b) and (c) is correct to the best of my knowledge and belief. No costs other than those incurred by this agency have been included in the indirect cost rate application. The same costs that have been treated as indirect costs have not been and will not be claimed as direct costs, and similar types of costs have been accorded consistent treatment. All expenditures detailed on the application form have been made, and records supporting them have been maintained and are available for audit.

We hereby apply for the indirect cost rates as listed above.

Accepted and approved by the Kansas State Board of Education.

August 3, 2023

\_\_\_\_\_  
Date

\_\_\_\_\_  
Date

\_\_\_\_\_  
Superintendent or other authorized official

  
Dale Brungardt, Director of School Finance

Above rates were computed by using 2021-2022 actual data from the USD budget on file with the State Department of Education. Supplementary data was furnished by the local education agency.

Please submit signed copy by August 18, 2023 to KSDE's School Finance team by emailing to Katie Albright [kalbright@ksde.org](mailto:kalbright@ksde.org).

*Kansas leads the world in the success of each student.*

# INDIRECT COST RATES



## Title & Food Service Programs

D0400 SMOKY VALLEY

2023-2024 RATES

*Calculated using 2021-2022 actual costs.*

1. Unallowed Costs .....	294,170
2. Restricted Direct + Unallowed Costs .....	11,608,071
3. Restricted Indirect - Unallowed Costs .....	210,241
4. Restricted Recovery Under or Over .....	15,365
5. Restricted Net Cost - Unallowed Costs .....	225,606
6. Restricted Rate .....	1.94%
(Line 5 ÷ Line 2) × 100	
7. Unrestricted Direct + Unallowed Costs .....	10,580,527
8. Unrestricted Indirect - Unallowed Costs .....	1,237,785
9. Unrestricted Recovery Under or Over .....	22,266
10. Unrestricted Net Cost - Unallowed Costs .....	1,260,051
11. Unrestricted Rate .....	11.91%
(Line 10 ÷ Line 7) × 100	

I certify that the information contained herein conforms with the criteria in the OMB uniform administrative requirements guidance under 2 CFR 200 and education department general administrative regulations (EDGAR) 34 CFR parts 75.561 and 76.561 (b) and (c) is correct to the best of my knowledge and belief. No costs other than those incurred by this agency have been included in the indirect cost rate application. The same costs that have been treated as indirect costs have not been and will not be claimed as direct costs, and similar types of costs have been accorded consistent treatment. All expenditures detailed on the application form have been made, and records supporting them have been maintained and are available for audit.

We hereby apply for the indirect cost rates as listed above.

Accepted and approved by the Kansas State Board of Education.

August 3, 2023

\_\_\_\_\_  
Date

\_\_\_\_\_  
Date

\_\_\_\_\_  
Superintendent or other authorized official

  
Dale Brungardt, Director of School Finance

Above rates were computed by using 2021-2022 actual data from the USD budget on file with the State Department of Education. Supplementary data was furnished by the local education agency.

Please submit signed copy by August 18, 2023 to KSDE's School Finance team by emailing to Katie Albright [kalbright@ksde.org](mailto:kalbright@ksde.org).

*Kansas leads the world in the success of each student.*

# INDIRECT COST RATES



## Title & Food Service Programs

D0401 CHASE-RAYMOND

2023-2024 RATES

*Calculated using 2021-2022 actual costs.*

1. Unallowed Costs .....	99,556
2. Restricted Direct + Unallowed Costs .....	2,593,372
3. Restricted Indirect - Unallowed Costs .....	117,012
4. Restricted Recovery Under or Over .....	-15,883
5. Restricted Net Cost - Unallowed Costs .....	101,129
6. Restricted Rate .....	3.90%
(Line 5 ÷ Line 2) × 100	
7. Unrestricted Direct + Unallowed Costs .....	2,306,516
8. Unrestricted Indirect - Unallowed Costs .....	403,868
9. Unrestricted Recovery Under or Over .....	-45,025
10. Unrestricted Net Cost - Unallowed Costs .....	358,843
11. Unrestricted Rate .....	15.56%
(Line 10 ÷ Line 7) × 100	

I certify that the information contained herein conforms with the criteria in the OMB uniform administrative requirements guidance under 2 CFR 200 and education department general administrative regulations (EDGAR) 34 CFR parts 75.561 and 76.561 (b) and (c) is correct to the best of my knowledge and belief. No costs other than those incurred by this agency have been included in the indirect cost rate application. The same costs that have been treated as indirect costs have not been and will not be claimed as direct costs, and similar types of costs have been accorded consistent treatment. All expenditures detailed on the application form have been made, and records supporting them have been maintained and are available for audit.

We hereby apply for the indirect cost rates as listed above.

Accepted and approved by the Kansas State Board of Education.

August 3, 2023

\_\_\_\_\_  
Date

\_\_\_\_\_  
Date

\_\_\_\_\_  
Superintendent or other authorized official

  
Dale Brungardt, Director of School Finance

Above rates were computed by using 2021-2022 actual data from the USD budget on file with the State Department of Education. Supplementary data was furnished by the local education agency.

Please submit signed copy by August 18, 2023 to KSDE's School Finance team by emailing to Katie Albright [kalbright@ksde.org](mailto:kalbright@ksde.org).

*Kansas leads the world in the success of each student.*

# INDIRECT COST RATES



## Title & Food Service Programs

D0402 AUGUSTA

2023-2024 RATES

*Calculated using 2021-2022 actual costs.*

1. Unallowed Costs .....	462,287
2. Restricted Direct + Unallowed Costs .....	21,643,717
3. Restricted Indirect - Unallowed Costs .....	795,416
4. Restricted Recovery Under or Over .....	-280,281
5. Restricted Net Cost - Unallowed Costs .....	515,135
6. Restricted Rate .....	2.38%
(Line 5 ÷ Line 2) × 100	
7. Unrestricted Direct + Unallowed Costs .....	19,499,543
8. Unrestricted Indirect - Unallowed Costs .....	2,939,590
9. Unrestricted Recovery Under or Over .....	-161,968
10. Unrestricted Net Cost - Unallowed Costs .....	2,777,622
11. Unrestricted Rate .....	14.24%
(Line 10 ÷ Line 7) × 100	

I certify that the information contained herein conforms with the criteria in the OMB uniform administrative requirements guidance under 2 CFR 200 and education department general administrative regulations (EDGAR) 34 CFR parts 75.561 and 76.561 (b) and (c) is correct to the best of my knowledge and belief. No costs other than those incurred by this agency have been included in the indirect cost rate application. The same costs that have been treated as indirect costs have not been and will not be claimed as direct costs, and similar types of costs have been accorded consistent treatment. All expenditures detailed on the application form have been made, and records supporting them have been maintained and are available for audit.

We hereby apply for the indirect cost rates as listed above.

Accepted and approved by the Kansas State Board of Education.

August 3, 2023

\_\_\_\_\_  
Date

\_\_\_\_\_  
Date

\_\_\_\_\_  
Superintendent or other authorized official

  
Dale Brungardt, Director of School Finance

Above rates were computed by using 2021-2022 actual data from the USD budget on file with the State Department of Education. Supplementary data was furnished by the local education agency.

Please submit signed copy by August 18, 2023 to KSDE's School Finance team by emailing to Katie Albright [kalbright@ksde.org](mailto:kalbright@ksde.org).

*Kansas leads the world in the success of each student.*



# INDIRECT COST RATES



## Title & Food Service Programs

D0403 OTIS-BISON

2023-2024 RATES

*Calculated using 2021-2022 actual costs.*

1. Unallowed Costs .....	87,956
2. Restricted Direct + Unallowed Costs .....	3,501,891
3. Restricted Indirect - Unallowed Costs .....	214,496
4. Restricted Recovery Under or Over .....	-34,633
5. Restricted Net Cost - Unallowed Costs .....	179,863
6. Restricted Rate .....	5.14%
(Line 5 ÷ Line 2) × 100	
7. Unrestricted Direct + Unallowed Costs .....	3,243,145
8. Unrestricted Indirect - Unallowed Costs .....	473,242
9. Unrestricted Recovery Under or Over .....	6,749
10. Unrestricted Net Cost - Unallowed Costs .....	479,991
11. Unrestricted Rate .....	14.80%
(Line 10 ÷ Line 7) × 100	

I certify that the information contained herein conforms with the criteria in the OMB uniform administrative requirements guidance under 2 CFR 200 and education department general administrative regulations (EDGAR) 34 CFR parts 75.561 and 76.561 (b) and (c) is correct to the best of my knowledge and belief. No costs other than those incurred by this agency have been included in the indirect cost rate application. The same costs that have been treated as indirect costs have not been and will not be claimed as direct costs, and similar types of costs have been accorded consistent treatment. All expenditures detailed on the application form have been made, and records supporting them have been maintained and are available for audit.

We hereby apply for the indirect cost rates as listed above.

Accepted and approved by the Kansas State Board of Education.

August 3, 2023

\_\_\_\_\_  
Date

\_\_\_\_\_  
Date

\_\_\_\_\_  
Superintendent or other authorized official

  
Dale Brungardt, Director of School Finance

Above rates were computed by using 2021-2022 actual data from the USD budget on file with the State Department of Education. Supplementary data was furnished by the local education agency.

Please submit signed copy by August 18, 2023 to KSDE's School Finance team by emailing to Katie Albright [kalbright@ksde.org](mailto:kalbright@ksde.org).

*Kansas leads the world in the success of each student.*

# INDIRECT COST RATES



## Title & Food Service Programs

D0404 RIVERTON

2023-2024 RATES

*Calculated using 2021-2022 actual costs.*

1. Unallowed Costs .....	131,137
2. Restricted Direct + Unallowed Costs .....	9,603,852
3. Restricted Indirect - Unallowed Costs .....	315,806
4. Restricted Recovery Under or Over .....	125,605
5. Restricted Net Cost - Unallowed Costs .....	441,411
6. Restricted Rate .....	4.60%
(Line 5 ÷ Line 2) × 100	
7. Unrestricted Direct + Unallowed Costs .....	8,498,004
8. Unrestricted Indirect - Unallowed Costs .....	1,421,654
9. Unrestricted Recovery Under or Over .....	140,476
10. Unrestricted Net Cost - Unallowed Costs .....	1,562,130
11. Unrestricted Rate .....	18.38%
(Line 10 ÷ Line 7) × 100	

I certify that the information contained herein conforms with the criteria in the OMB uniform administrative requirements guidance under 2 CFR 200 and education department general administrative regulations (EDGAR) 34 CFR parts 75.561 and 76.561 (b) and (c) is correct to the best of my knowledge and belief. No costs other than those incurred by this agency have been included in the indirect cost rate application. The same costs that have been treated as indirect costs have not been and will not be claimed as direct costs, and similar types of costs have been accorded consistent treatment. All expenditures detailed on the application form have been made, and records supporting them have been maintained and are available for audit.

We hereby apply for the indirect cost rates as listed above.

Accepted and approved by the Kansas State Board of Education.

August 3, 2023

\_\_\_\_\_  
Date

\_\_\_\_\_  
Date

\_\_\_\_\_  
Superintendent or other authorized official

  
Dale Brungardt, Director of School Finance

Above rates were computed by using 2021-2022 actual data from the USD budget on file with the State Department of Education. Supplementary data was furnished by the local education agency.

Please submit signed copy by August 18, 2023 to KSDE's School Finance team by emailing to Katie Albright [kalbright@ksde.org](mailto:kalbright@ksde.org).

*Kansas leads the world in the success of each student.*

# INDIRECT COST RATES



## Title & Food Service Programs

D0405 LYONS

2023-2024 RATES

*Calculated using 2021-2022 actual costs.*

1. Unallowed Costs .....	118,096
2. Restricted Direct + Unallowed Costs .....	11,342,927
3. Restricted Indirect - Unallowed Costs .....	281,618
4. Restricted Recovery Under or Over .....	696
5. Restricted Net Cost - Unallowed Costs .....	282,314
6. Restricted Rate .....	2.49%
(Line 5 ÷ Line 2) × 100	
7. Unrestricted Direct + Unallowed Costs .....	10,257,042
8. Unrestricted Indirect - Unallowed Costs .....	1,367,503
9. Unrestricted Recovery Under or Over .....	61,949
10. Unrestricted Net Cost - Unallowed Costs .....	1,429,452
11. Unrestricted Rate .....	13.94%
(Line 10 ÷ Line 7) × 100	

I certify that the information contained herein conforms with the criteria in the OMB uniform administrative requirements guidance under 2 CFR 200 and education department general administrative regulations (EDGAR) 34 CFR parts 75.561 and 76.561 (b) and (c) is correct to the best of my knowledge and belief. No costs other than those incurred by this agency have been included in the indirect cost rate application. The same costs that have been treated as indirect costs have not been and will not be claimed as direct costs, and similar types of costs have been accorded consistent treatment. All expenditures detailed on the application form have been made, and records supporting them have been maintained and are available for audit.

We hereby apply for the indirect cost rates as listed above.

Accepted and approved by the Kansas State Board of Education.

August 3, 2023

\_\_\_\_\_  
Date

\_\_\_\_\_  
Date

\_\_\_\_\_  
Superintendent or other authorized official

  
Dale Brungardt, Director of School Finance

Above rates were computed by using 2021-2022 actual data from the USD budget on file with the State Department of Education. Supplementary data was furnished by the local education agency.

Please submit signed copy by August 18, 2023 to KSDE's School Finance team by emailing to Katie Albright [kalbright@ksde.org](mailto:kalbright@ksde.org).

*Kansas leads the world in the success of each student.*

# INDIRECT COST RATES



## Title & Food Service Programs

D0407 RUSSELL COUNTY

2023-2024 RATES

*Calculated using 2021-2022 actual costs.*

1. Unallowed Costs .....	110,911
2. Restricted Direct + Unallowed Costs .....	12,210,069
3. Restricted Indirect - Unallowed Costs .....	721,458
4. Restricted Recovery Under or Over .....	-105,492
5. Restricted Net Cost - Unallowed Costs .....	615,966
6. Restricted Rate .....	5.04%
(Line 5 ÷ Line 2) × 100	
7. Unrestricted Direct + Unallowed Costs .....	10,452,208
8. Unrestricted Indirect - Unallowed Costs .....	2,479,319
9. Unrestricted Recovery Under or Over .....	-50,517
10. Unrestricted Net Cost - Unallowed Costs .....	2,428,802
11. Unrestricted Rate .....	23.24%
(Line 10 ÷ Line 7) × 100	

I certify that the information contained herein conforms with the criteria in the OMB uniform administrative requirements guidance under 2 CFR 200 and education department general administrative regulations (EDGAR) 34 CFR parts 75.561 and 76.561 (b) and (c) is correct to the best of my knowledge and belief. No costs other than those incurred by this agency have been included in the indirect cost rate application. The same costs that have been treated as indirect costs have not been and will not be claimed as direct costs, and similar types of costs have been accorded consistent treatment. All expenditures detailed on the application form have been made, and records supporting them have been maintained and are available for audit.

We hereby apply for the indirect cost rates as listed above.

Accepted and approved by the Kansas State Board of Education.

August 3, 2023

\_\_\_\_\_  
Date

\_\_\_\_\_  
Date

\_\_\_\_\_  
Superintendent or other authorized official

  
Dale Brungardt, Director of School Finance

Above rates were computed by using 2021-2022 actual data from the USD budget on file with the State Department of Education. Supplementary data was furnished by the local education agency.

Please submit signed copy by August 18, 2023 to KSDE's School Finance team by emailing to Katie Albright [kalbright@ksde.org](mailto:kalbright@ksde.org).

*Kansas leads the world in the success of each student.*

# INDIRECT COST RATES



## Title & Food Service Programs

D0408 MARION-FLORENCE

2023-2024 RATES

*Calculated using 2021-2022 actual costs.*

1. Unallowed Costs .....	132,779
2. Restricted Direct + Unallowed Costs .....	7,478,093
3. Restricted Indirect - Unallowed Costs .....	379,757
4. Restricted Recovery Under or Over .....	72,729
5. Restricted Net Cost - Unallowed Costs .....	452,486
6. Restricted Rate .....	6.05%
(Line 5 ÷ Line 2) × 100	
7. Unrestricted Direct + Unallowed Costs .....	6,549,768
8. Unrestricted Indirect - Unallowed Costs .....	1,308,082
9. Unrestricted Recovery Under or Over .....	380,522
10. Unrestricted Net Cost - Unallowed Costs .....	1,688,604
11. Unrestricted Rate .....	25.78%
(Line 10 ÷ Line 7) × 100	

I certify that the information contained herein conforms with the criteria in the OMB uniform administrative requirements guidance under 2 CFR 200 and education department general administrative regulations (EDGAR) 34 CFR parts 75.561 and 76.561 (b) and (c) is correct to the best of my knowledge and belief. No costs other than those incurred by this agency have been included in the indirect cost rate application. The same costs that have been treated as indirect costs have not been and will not be claimed as direct costs, and similar types of costs have been accorded consistent treatment. All expenditures detailed on the application form have been made, and records supporting them have been maintained and are available for audit.

We hereby apply for the indirect cost rates as listed above.

Accepted and approved by the Kansas State Board of Education.

August 3, 2023

\_\_\_\_\_  
Date

\_\_\_\_\_  
Date

\_\_\_\_\_  
Superintendent or other authorized official

  
Dale Brungardt, Director of School Finance

Above rates were computed by using 2021-2022 actual data from the USD budget on file with the State Department of Education. Supplementary data was furnished by the local education agency.

Please submit signed copy by August 18, 2023 to KSDE's School Finance team by emailing to Katie Albright [kalbright@ksde.org](mailto:kalbright@ksde.org).

*Kansas leads the world in the success of each student.*

# INDIRECT COST RATES



## Title & Food Service Programs

D0409 ATCHISON PUBLIC SCHOOLS

2023-2024 RATES

*Calculated using 2021-2022 actual costs.*

1. Unallowed Costs .....	347,937
2. Restricted Direct + Unallowed Costs .....	20,586,230
3. Restricted Indirect - Unallowed Costs .....	251,394
4. Restricted Recovery Under or Over .....	166,602
5. Restricted Net Cost - Unallowed Costs .....	417,996
6. Restricted Rate .....	2.03%
(Line 5 ÷ Line 2) × 100	
7. Unrestricted Direct + Unallowed Costs .....	18,762,005
8. Unrestricted Indirect - Unallowed Costs .....	2,075,619
9. Unrestricted Recovery Under or Over .....	304,198
10. Unrestricted Net Cost - Unallowed Costs .....	2,379,817
11. Unrestricted Rate .....	12.68%
(Line 10 ÷ Line 7) × 100	

I certify that the information contained herein conforms with the criteria in the OMB uniform administrative requirements guidance under 2 CFR 200 and education department general administrative regulations (EDGAR) 34 CFR parts 75.561 and 76.561 (b) and (c) is correct to the best of my knowledge and belief. No costs other than those incurred by this agency have been included in the indirect cost rate application. The same costs that have been treated as indirect costs have not been and will not be claimed as direct costs, and similar types of costs have been accorded consistent treatment. All expenditures detailed on the application form have been made, and records supporting them have been maintained and are available for audit.

We hereby apply for the indirect cost rates as listed above.

Accepted and approved by the Kansas State Board of Education.

August 3, 2023

\_\_\_\_\_  
Date

\_\_\_\_\_  
Date

\_\_\_\_\_  
Superintendent or other authorized official

  
Dale Brungardt, Director of School Finance

Above rates were computed by using 2021-2022 actual data from the USD budget on file with the State Department of Education. Supplementary data was furnished by the local education agency.

Please submit signed copy by August 18, 2023 to KSDE's School Finance team by emailing to Katie Albright [kalbright@ksde.org](mailto:kalbright@ksde.org).

*Kansas leads the world in the success of each student.*

# INDIRECT COST RATES



## Title & Food Service Programs

D0410 DURHAM-HILLSBORO-LEHIGH

2023-2024 RATES

*Calculated using 2021-2022 actual costs.*

1. Unallowed Costs .....	123,848
2. Restricted Direct + Unallowed Costs .....	7,997,790
3. Restricted Indirect - Unallowed Costs .....	297,400
4. Restricted Recovery Under or Over .....	29,245
5. Restricted Net Cost - Unallowed Costs .....	326,645
6. Restricted Rate .....	4.08%
(Line 5 ÷ Line 2) × 100	
7. Unrestricted Direct + Unallowed Costs .....	7,224,332
8. Unrestricted Indirect - Unallowed Costs .....	1,070,858
9. Unrestricted Recovery Under or Over .....	93,784
10. Unrestricted Net Cost - Unallowed Costs .....	1,164,642
11. Unrestricted Rate .....	16.12%
(Line 10 ÷ Line 7) × 100	

I certify that the information contained herein conforms with the criteria in the OMB uniform administrative requirements guidance under 2 CFR 200 and education department general administrative regulations (EDGAR) 34 CFR parts 75.561 and 76.561 (b) and (c) is correct to the best of my knowledge and belief. No costs other than those incurred by this agency have been included in the indirect cost rate application. The same costs that have been treated as indirect costs have not been and will not be claimed as direct costs, and similar types of costs have been accorded consistent treatment. All expenditures detailed on the application form have been made, and records supporting them have been maintained and are available for audit.

We hereby apply for the indirect cost rates as listed above.

Accepted and approved by the Kansas State Board of Education.

August 3, 2023

\_\_\_\_\_  
Date

\_\_\_\_\_  
Date

\_\_\_\_\_  
Superintendent or other authorized official

  
Dale Brungardt, Director of School Finance

Above rates were computed by using 2021-2022 actual data from the USD budget on file with the State Department of Education. Supplementary data was furnished by the local education agency.

Please submit signed copy by August 18, 2023 to KSDE's School Finance team by emailing to Katie Albright [kalbright@ksde.org](mailto:kalbright@ksde.org).

*Kansas leads the world in the success of each student.*

# INDIRECT COST RATES



## Title & Food Service Programs

D0411 GOESSEL

2023-2024 RATES

*Calculated using 2021-2022 actual costs.*

1. Unallowed Costs .....	100,460
2. Restricted Direct + Unallowed Costs .....	4,221,153
3. Restricted Indirect - Unallowed Costs .....	128,834
4. Restricted Recovery Under or Over .....	-122,044
5. Restricted Net Cost - Unallowed Costs .....	6,790
6. Restricted Rate .....	0.16%
(Line 5 ÷ Line 2) × 100	
7. Unrestricted Direct + Unallowed Costs .....	3,791,366
8. Unrestricted Indirect - Unallowed Costs .....	558,621
9. Unrestricted Recovery Under or Over .....	-99,944
10. Unrestricted Net Cost - Unallowed Costs .....	458,677
11. Unrestricted Rate .....	12.10%
(Line 10 ÷ Line 7) × 100	

I certify that the information contained herein conforms with the criteria in the OMB uniform administrative requirements guidance under 2 CFR 200 and education department general administrative regulations (EDGAR) 34 CFR parts 75.561 and 76.561 (b) and (c) is correct to the best of my knowledge and belief. No costs other than those incurred by this agency have been included in the indirect cost rate application. The same costs that have been treated as indirect costs have not been and will not be claimed as direct costs, and similar types of costs have been accorded consistent treatment. All expenditures detailed on the application form have been made, and records supporting them have been maintained and are available for audit.

We hereby apply for the indirect cost rates as listed above.

Accepted and approved by the Kansas State Board of Education.

August 3, 2023

\_\_\_\_\_  
Date

\_\_\_\_\_  
Date

\_\_\_\_\_  
Superintendent or other authorized official

  
Dale Brungardt, Director of School Finance

Above rates were computed by using 2021-2022 actual data from the USD budget on file with the State Department of Education. Supplementary data was furnished by the local education agency.

Please submit signed copy by August 18, 2023 to KSDE's School Finance team by emailing to Katie Albright [kalbright@ksde.org](mailto:kalbright@ksde.org).

*Kansas leads the world in the success of each student.*



# INDIRECT COST RATES



## Title & Food Service Programs

D0412 HOXIE COMMUNITY SCHOOLS

2023-2024 RATES

*Calculated using 2021-2022 actual costs.*

1. Unallowed Costs .....	77,579
2. Restricted Direct + Unallowed Costs .....	5,427,153
3. Restricted Indirect - Unallowed Costs .....	420,882
4. Restricted Recovery Under or Over .....	8,212
5. Restricted Net Cost - Unallowed Costs .....	429,094
6. Restricted Rate .....	7.91%
(Line 5 ÷ Line 2) × 100	
7. Unrestricted Direct + Unallowed Costs .....	4,976,529
8. Unrestricted Indirect - Unallowed Costs .....	871,506
9. Unrestricted Recovery Under or Over .....	-35,703
10. Unrestricted Net Cost - Unallowed Costs .....	835,803
11. Unrestricted Rate .....	16.79%
(Line 10 ÷ Line 7) × 100	

I certify that the information contained herein conforms with the criteria in the OMB uniform administrative requirements guidance under 2 CFR 200 and education department general administrative regulations (EDGAR) 34 CFR parts 75.561 and 76.561 (b) and (c) is correct to the best of my knowledge and belief. No costs other than those incurred by this agency have been included in the indirect cost rate application. The same costs that have been treated as indirect costs have not been and will not be claimed as direct costs, and similar types of costs have been accorded consistent treatment. All expenditures detailed on the application form have been made, and records supporting them have been maintained and are available for audit.

We hereby apply for the indirect cost rates as listed above.

Accepted and approved by the Kansas State Board of Education.

August 3, 2023

\_\_\_\_\_  
Date

\_\_\_\_\_  
Date

\_\_\_\_\_  
Superintendent or other authorized official

  
Dale Brungardt, Director of School Finance

Above rates were computed by using 2021-2022 actual data from the USD budget on file with the State Department of Education. Supplementary data was furnished by the local education agency.

Please submit signed copy by August 18, 2023 to KSDE's School Finance team by emailing to Katie Albright [kalbright@ksde.org](mailto:kalbright@ksde.org).

*Kansas leads the world in the success of each student.*

# INDIRECT COST RATES



## Title & Food Service Programs

D0413 CHANUTE PUBLIC SCHOOLS

2023-2024 RATES

*Calculated using 2021-2022 actual costs.*

1. Unallowed Costs .....	287,688
2. Restricted Direct + Unallowed Costs .....	23,693,184
3. Restricted Indirect - Unallowed Costs .....	674,238
4. Restricted Recovery Under or Over .....	153,434
5. Restricted Net Cost - Unallowed Costs .....	827,672
6. Restricted Rate .....	3.49%
(Line 5 ÷ Line 2) × 100	
7. Unrestricted Direct + Unallowed Costs .....	21,291,158
8. Unrestricted Indirect - Unallowed Costs .....	3,076,264
9. Unrestricted Recovery Under or Over .....	237,467
10. Unrestricted Net Cost - Unallowed Costs .....	3,313,731
11. Unrestricted Rate .....	15.56%
(Line 10 ÷ Line 7) × 100	

I certify that the information contained herein conforms with the criteria in the OMB uniform administrative requirements guidance under 2 CFR 200 and education department general administrative regulations (EDGAR) 34 CFR parts 75.561 and 76.561 (b) and (c) is correct to the best of my knowledge and belief. No costs other than those incurred by this agency have been included in the indirect cost rate application. The same costs that have been treated as indirect costs have not been and will not be claimed as direct costs, and similar types of costs have been accorded consistent treatment. All expenditures detailed on the application form have been made, and records supporting them have been maintained and are available for audit.

We hereby apply for the indirect cost rates as listed above.

Accepted and approved by the Kansas State Board of Education.

August 3, 2023

\_\_\_\_\_  
Date

\_\_\_\_\_  
Date

\_\_\_\_\_  
Superintendent or other authorized official

  
Dale Brungardt, Director of School Finance

Above rates were computed by using 2021-2022 actual data from the USD budget on file with the State Department of Education. Supplementary data was furnished by the local education agency.

Please submit signed copy by August 18, 2023 to KSDE's School Finance team by emailing to Katie Albright [kalbright@ksde.org](mailto:kalbright@ksde.org).

*Kansas leads the world in the success of each student.*

# INDIRECT COST RATES



## Title & Food Service Programs

D0415 HIAWATHA

2023-2024 RATES

*Calculated using 2021-2022 actual costs.*

1. Unallowed Costs .....	193,294
2. Restricted Direct + Unallowed Costs .....	11,491,004
3. Restricted Indirect - Unallowed Costs .....	443,107
4. Restricted Recovery Under or Over .....	54,719
5. Restricted Net Cost - Unallowed Costs .....	497,826
6. Restricted Rate .....	4.33%
(Line 5 ÷ Line 2) × 100	
7. Unrestricted Direct + Unallowed Costs .....	10,205,131
8. Unrestricted Indirect - Unallowed Costs .....	1,728,980
9. Unrestricted Recovery Under or Over .....	277,777
10. Unrestricted Net Cost - Unallowed Costs .....	2,006,757
11. Unrestricted Rate .....	19.66%
(Line 10 ÷ Line 7) × 100	

I certify that the information contained herein conforms with the criteria in the OMB uniform administrative requirements guidance under 2 CFR 200 and education department general administrative regulations (EDGAR) 34 CFR parts 75.561 and 76.561 (b) and (c) is correct to the best of my knowledge and belief. No costs other than those incurred by this agency have been included in the indirect cost rate application. The same costs that have been treated as indirect costs have not been and will not be claimed as direct costs, and similar types of costs have been accorded consistent treatment. All expenditures detailed on the application form have been made, and records supporting them have been maintained and are available for audit.

We hereby apply for the indirect cost rates as listed above.

Accepted and approved by the Kansas State Board of Education.

August 3, 2023

\_\_\_\_\_  
Date

\_\_\_\_\_  
Date

\_\_\_\_\_  
Superintendent or other authorized official

  
Dale Brungardt, Director of School Finance

Above rates were computed by using 2021-2022 actual data from the USD budget on file with the State Department of Education. Supplementary data was furnished by the local education agency.

Please submit signed copy by August 18, 2023 to KSDE's School Finance team by emailing to Katie Albright [kalbright@ksde.org](mailto:kalbright@ksde.org).

*Kansas leads the world in the success of each student.*

# INDIRECT COST RATES



## Title & Food Service Programs

D0416 LOUISBURG

2023-2024 RATES

*Calculated using 2021-2022 actual costs.*

1. Unallowed Costs .....	311,419
2. Restricted Direct + Unallowed Costs .....	18,184,151
3. Restricted Indirect - Unallowed Costs .....	895,892
4. Restricted Recovery Under or Over .....	-10,236
5. Restricted Net Cost - Unallowed Costs .....	885,656
6. Restricted Rate .....	4.87%
(Line 5 ÷ Line 2) × 100	
7. Unrestricted Direct + Unallowed Costs .....	16,431,713
8. Unrestricted Indirect - Unallowed Costs .....	2,648,330
9. Unrestricted Recovery Under or Over .....	-304,244
10. Unrestricted Net Cost - Unallowed Costs .....	2,344,086
11. Unrestricted Rate .....	14.27%
(Line 10 ÷ Line 7) × 100	

I certify that the information contained herein conforms with the criteria in the OMB uniform administrative requirements guidance under 2 CFR 200 and education department general administrative regulations (EDGAR) 34 CFR parts 75.561 and 76.561 (b) and (c) is correct to the best of my knowledge and belief. No costs other than those incurred by this agency have been included in the indirect cost rate application. The same costs that have been treated as indirect costs have not been and will not be claimed as direct costs, and similar types of costs have been accorded consistent treatment. All expenditures detailed on the application form have been made, and records supporting them have been maintained and are available for audit.

We hereby apply for the indirect cost rates as listed above.

Accepted and approved by the Kansas State Board of Education.

August 3, 2023

\_\_\_\_\_  
Date

\_\_\_\_\_  
Date

\_\_\_\_\_  
Superintendent or other authorized official

  
Dale Brungardt, Director of School Finance

Above rates were computed by using 2021-2022 actual data from the USD budget on file with the State Department of Education. Supplementary data was furnished by the local education agency.

Please submit signed copy by August 18, 2023 to KSDE's School Finance team by emailing to Katie Albright [kalbright@ksde.org](mailto:kalbright@ksde.org).

*Kansas leads the world in the success of each student.*

# INDIRECT COST RATES



## Title & Food Service Programs

D0417 MORRIS COUNTY

2023-2024 RATES

*Calculated using 2021-2022 actual costs.*

1. Unallowed Costs .....	239,710
2. Restricted Direct + Unallowed Costs .....	10,454,588
3. Restricted Indirect - Unallowed Costs .....	397,628
4. Restricted Recovery Under or Over .....	-42,509
5. Restricted Net Cost - Unallowed Costs .....	355,119
6. Restricted Rate .....	3.40%
(Line 5 ÷ Line 2) × 100	
7. Unrestricted Direct + Unallowed Costs .....	9,545,769
8. Unrestricted Indirect - Unallowed Costs .....	1,306,447
9. Unrestricted Recovery Under or Over .....	-90,891
10. Unrestricted Net Cost - Unallowed Costs .....	1,215,556
11. Unrestricted Rate .....	12.73%
(Line 10 ÷ Line 7) × 100	

I certify that the information contained herein conforms with the criteria in the OMB uniform administrative requirements guidance under 2 CFR 200 and education department general administrative regulations (EDGAR) 34 CFR parts 75.561 and 76.561 (b) and (c) is correct to the best of my knowledge and belief. No costs other than those incurred by this agency have been included in the indirect cost rate application. The same costs that have been treated as indirect costs have not been and will not be claimed as direct costs, and similar types of costs have been accorded consistent treatment. All expenditures detailed on the application form have been made, and records supporting them have been maintained and are available for audit.

We hereby apply for the indirect cost rates as listed above.

Accepted and approved by the Kansas State Board of Education.

August 3, 2023

\_\_\_\_\_  
Date

\_\_\_\_\_  
Date

\_\_\_\_\_  
Superintendent or other authorized official

  
Dale Brungardt, Director of School Finance

Above rates were computed by using 2021-2022 actual data from the USD budget on file with the State Department of Education. Supplementary data was furnished by the local education agency.

Please submit signed copy by August 18, 2023 to KSDE's School Finance team by emailing to Katie Albright [kalbright@ksde.org](mailto:kalbright@ksde.org).

*Kansas leads the world in the success of each student.*

# INDIRECT COST RATES



## Title & Food Service Programs

D0418 MCPHERSON

2023-2024 RATES

*Calculated using 2021-2022 actual costs.*

1. Unallowed Costs .....	516,638
2. Restricted Direct + Unallowed Costs .....	30,053,073
3. Restricted Indirect - Unallowed Costs .....	236,062
4. Restricted Recovery Under or Over .....	32,874
5. Restricted Net Cost - Unallowed Costs .....	268,936
6. Restricted Rate .....	0.89%
(Line 5 ÷ Line 2) × 100	
7. Unrestricted Direct + Unallowed Costs .....	27,339,267
8. Unrestricted Indirect - Unallowed Costs .....	2,949,868
9. Unrestricted Recovery Under or Over .....	368,727
10. Unrestricted Net Cost - Unallowed Costs .....	3,318,595
11. Unrestricted Rate .....	12.14%
(Line 10 ÷ Line 7) × 100	

I certify that the information contained herein conforms with the criteria in the OMB uniform administrative requirements guidance under 2 CFR 200 and education department general administrative regulations (EDGAR) 34 CFR parts 75.561 and 76.561 (b) and (c) is correct to the best of my knowledge and belief. No costs other than those incurred by this agency have been included in the indirect cost rate application. The same costs that have been treated as indirect costs have not been and will not be claimed as direct costs, and similar types of costs have been accorded consistent treatment. All expenditures detailed on the application form have been made, and records supporting them have been maintained and are available for audit.

We hereby apply for the indirect cost rates as listed above.

Accepted and approved by the Kansas State Board of Education.

August 3, 2023

\_\_\_\_\_  
Date

\_\_\_\_\_  
Date

\_\_\_\_\_  
Superintendent or other authorized official

  
Dale Brungardt, Director of School Finance

Above rates were computed by using 2021-2022 actual data from the USD budget on file with the State Department of Education. Supplementary data was furnished by the local education agency.

Please submit signed copy by August 18, 2023 to KSDE's School Finance team by emailing to Katie Albright [kalbright@ksde.org](mailto:kalbright@ksde.org).

*Kansas leads the world in the success of each student.*

# INDIRECT COST RATES



## Title & Food Service Programs

D0419 CANTON-GALVA

2023-2024 RATES

*Calculated using 2021-2022 actual costs.*

1. Unallowed Costs .....	101,655
2. Restricted Direct + Unallowed Costs .....	4,723,150
3. Restricted Indirect - Unallowed Costs .....	286,616
4. Restricted Recovery Under or Over .....	28,007
5. Restricted Net Cost - Unallowed Costs .....	314,623
6. Restricted Rate .....	6.66%
(Line 5 ÷ Line 2) × 100	
7. Unrestricted Direct + Unallowed Costs .....	4,155,575
8. Unrestricted Indirect - Unallowed Costs .....	854,191
9. Unrestricted Recovery Under or Over .....	25,035
10. Unrestricted Net Cost - Unallowed Costs .....	879,226
11. Unrestricted Rate .....	21.16%
(Line 10 ÷ Line 7) × 100	

I certify that the information contained herein conforms with the criteria in the OMB uniform administrative requirements guidance under 2 CFR 200 and education department general administrative regulations (EDGAR) 34 CFR parts 75.561 and 76.561 (b) and (c) is correct to the best of my knowledge and belief. No costs other than those incurred by this agency have been included in the indirect cost rate application. The same costs that have been treated as indirect costs have not been and will not be claimed as direct costs, and similar types of costs have been accorded consistent treatment. All expenditures detailed on the application form have been made, and records supporting them have been maintained and are available for audit.

We hereby apply for the indirect cost rates as listed above.

Accepted and approved by the Kansas State Board of Education.

August 3, 2023

\_\_\_\_\_  
Date

\_\_\_\_\_  
Date

\_\_\_\_\_  
Superintendent or other authorized official

  
Dale Brungardt, Director of School Finance

Above rates were computed by using 2021-2022 actual data from the USD budget on file with the State Department of Education. Supplementary data was furnished by the local education agency.

Please submit signed copy by August 18, 2023 to KSDE's School Finance team by emailing to Katie Albright [kalbright@ksde.org](mailto:kalbright@ksde.org).

*Kansas leads the world in the success of each student.*

# INDIRECT COST RATES



## Title & Food Service Programs

D0420 OSAGE CITY

2023-2024 RATES

*Calculated using 2021-2022 actual costs.*

1. Unallowed Costs .....	129,269
2. Restricted Direct + Unallowed Costs .....	9,101,234
3. Restricted Indirect - Unallowed Costs .....	139,653
4. Restricted Recovery Under or Over .....	-3,459
5. Restricted Net Cost - Unallowed Costs .....	136,194
6. Restricted Rate .....	1.50%
(Line 5 ÷ Line 2) × 100	
7. Unrestricted Direct + Unallowed Costs .....	8,424,033
8. Unrestricted Indirect - Unallowed Costs .....	816,854
9. Unrestricted Recovery Under or Over .....	-33,107
10. Unrestricted Net Cost - Unallowed Costs .....	783,747
11. Unrestricted Rate .....	9.30%
(Line 10 ÷ Line 7) × 100	

I certify that the information contained herein conforms with the criteria in the OMB uniform administrative requirements guidance under 2 CFR 200 and education department general administrative regulations (EDGAR) 34 CFR parts 75.561 and 76.561 (b) and (c) is correct to the best of my knowledge and belief. No costs other than those incurred by this agency have been included in the indirect cost rate application. The same costs that have been treated as indirect costs have not been and will not be claimed as direct costs, and similar types of costs have been accorded consistent treatment. All expenditures detailed on the application form have been made, and records supporting them have been maintained and are available for audit.

We hereby apply for the indirect cost rates as listed above.

Accepted and approved by the Kansas State Board of Education.

August 3, 2023

\_\_\_\_\_  
Date

\_\_\_\_\_  
Date

\_\_\_\_\_  
Superintendent or other authorized official

  
Dale Brungardt, Director of School Finance

Above rates were computed by using 2021-2022 actual data from the USD budget on file with the State Department of Education. Supplementary data was furnished by the local education agency.

Please submit signed copy by August 18, 2023 to KSDE's School Finance team by emailing to Katie Albright [kalbright@ksde.org](mailto:kalbright@ksde.org).

*Kansas leads the world in the success of each student.*



# INDIRECT COST RATES



## Title & Food Service Programs

D0421 LYNDON

2023-2024 RATES

*Calculated using 2021-2022 actual costs.*

1. Unallowed Costs .....	115,713
2. Restricted Direct + Unallowed Costs .....	5,883,303
3. Restricted Indirect - Unallowed Costs .....	387,210
4. Restricted Recovery Under or Over .....	-123,107
5. Restricted Net Cost - Unallowed Costs .....	264,103
6. Restricted Rate .....	4.49%
(Line 5 ÷ Line 2) × 100	
7. Unrestricted Direct + Unallowed Costs .....	5,439,429
8. Unrestricted Indirect - Unallowed Costs .....	831,084
9. Unrestricted Recovery Under or Over .....	-96,023
10. Unrestricted Net Cost - Unallowed Costs .....	735,061
11. Unrestricted Rate .....	13.51%
(Line 10 ÷ Line 7) × 100	

I certify that the information contained herein conforms with the criteria in the OMB uniform administrative requirements guidance under 2 CFR 200 and education department general administrative regulations (EDGAR) 34 CFR parts 75.561 and 76.561 (b) and (c) is correct to the best of my knowledge and belief. No costs other than those incurred by this agency have been included in the indirect cost rate application. The same costs that have been treated as indirect costs have not been and will not be claimed as direct costs, and similar types of costs have been accorded consistent treatment. All expenditures detailed on the application form have been made, and records supporting them have been maintained and are available for audit.

We hereby apply for the indirect cost rates as listed above.

Accepted and approved by the Kansas State Board of Education.

August 3, 2023

\_\_\_\_\_  
Date

\_\_\_\_\_  
Date

\_\_\_\_\_  
Superintendent or other authorized official

  
Dale Brungardt, Director of School Finance

Above rates were computed by using 2021-2022 actual data from the USD budget on file with the State Department of Education. Supplementary data was furnished by the local education agency.

Please submit signed copy by August 18, 2023 to KSDE's School Finance team by emailing to Katie Albright [kalbright@ksde.org](mailto:kalbright@ksde.org).

*Kansas leads the world in the success of each student.*

# INDIRECT COST RATES



## Title & Food Service Programs

D0422 KIOWA COUNTY

2023-2024 RATES

*Calculated using 2021-2022 actual costs.*

1. Unallowed Costs .....	123,256
2. Restricted Direct + Unallowed Costs .....	5,765,862
3. Restricted Indirect - Unallowed Costs .....	155,063
4. Restricted Recovery Under or Over .....	4,383
5. Restricted Net Cost - Unallowed Costs .....	159,446
6. Restricted Rate .....	2.77%
(Line 5 ÷ Line 2) × 100	
7. Unrestricted Direct + Unallowed Costs .....	5,180,269
8. Unrestricted Indirect - Unallowed Costs .....	740,656
9. Unrestricted Recovery Under or Over .....	-69,305
10. Unrestricted Net Cost - Unallowed Costs .....	671,351
11. Unrestricted Rate .....	12.96%
(Line 10 ÷ Line 7) × 100	

I certify that the information contained herein conforms with the criteria in the OMB uniform administrative requirements guidance under 2 CFR 200 and education department general administrative regulations (EDGAR) 34 CFR parts 75.561 and 76.561 (b) and (c) is correct to the best of my knowledge and belief. No costs other than those incurred by this agency have been included in the indirect cost rate application. The same costs that have been treated as indirect costs have not been and will not be claimed as direct costs, and similar types of costs have been accorded consistent treatment. All expenditures detailed on the application form have been made, and records supporting them have been maintained and are available for audit.

We hereby apply for the indirect cost rates as listed above.

Accepted and approved by the Kansas State Board of Education.

August 3, 2023

\_\_\_\_\_  
Date

\_\_\_\_\_  
Date

\_\_\_\_\_  
Superintendent or other authorized official

  
Dale Brungardt, Director of School Finance

Above rates were computed by using 2021-2022 actual data from the USD budget on file with the State Department of Education. Supplementary data was furnished by the local education agency.

Please submit signed copy by August 18, 2023 to KSDE's School Finance team by emailing to Katie Albright [kalbright@ksde.org](mailto:kalbright@ksde.org).

*Kansas leads the world in the success of each student.*

# INDIRECT COST RATES



## Title & Food Service Programs

D0423 MOUNDRIDGE

2023-2024 RATES

*Calculated using 2021-2022 actual costs.*

1. Unallowed Costs .....	105,067
2. Restricted Direct + Unallowed Costs .....	5,343,619
3. Restricted Indirect - Unallowed Costs .....	199,427
4. Restricted Recovery Under or Over .....	58,975
5. Restricted Net Cost - Unallowed Costs .....	258,402
6. Restricted Rate .....	4.84%
(Line 5 ÷ Line 2) × 100	
7. Unrestricted Direct + Unallowed Costs .....	4,788,407
8. Unrestricted Indirect - Unallowed Costs .....	754,639
9. Unrestricted Recovery Under or Over .....	120,944
10. Unrestricted Net Cost - Unallowed Costs .....	875,583
11. Unrestricted Rate .....	18.29%
(Line 10 ÷ Line 7) × 100	

I certify that the information contained herein conforms with the criteria in the OMB uniform administrative requirements guidance under 2 CFR 200 and education department general administrative regulations (EDGAR) 34 CFR parts 75.561 and 76.561 (b) and (c) is correct to the best of my knowledge and belief. No costs other than those incurred by this agency have been included in the indirect cost rate application. The same costs that have been treated as indirect costs have not been and will not be claimed as direct costs, and similar types of costs have been accorded consistent treatment. All expenditures detailed on the application form have been made, and records supporting them have been maintained and are available for audit.

We hereby apply for the indirect cost rates as listed above.

Accepted and approved by the Kansas State Board of Education.

August 3, 2023

\_\_\_\_\_  
Date

\_\_\_\_\_  
Date

\_\_\_\_\_  
Superintendent or other authorized official

  
Dale Brungardt, Director of School Finance

Above rates were computed by using 2021-2022 actual data from the USD budget on file with the State Department of Education. Supplementary data was furnished by the local education agency.

Please submit signed copy by August 18, 2023 to KSDE's School Finance team by emailing to Katie Albright [kalbright@ksde.org](mailto:kalbright@ksde.org).

*Kansas leads the world in the success of each student.*

# INDIRECT COST RATES



## Title & Food Service Programs

D0426 PIKE VALLEY

2023-2024 RATES

*Calculated using 2021-2022 actual costs.*

1. Unallowed Costs .....	50,675
2. Restricted Direct + Unallowed Costs .....	2,970,491
3. Restricted Indirect - Unallowed Costs .....	177,246
4. Restricted Recovery Under or Over .....	2,984
5. Restricted Net Cost - Unallowed Costs .....	180,230
6. Restricted Rate .....	6.07%
(Line 5 ÷ Line 2) × 100	
7. Unrestricted Direct + Unallowed Costs .....	2,561,939
8. Unrestricted Indirect - Unallowed Costs .....	585,798
9. Unrestricted Recovery Under or Over .....	171,603
10. Unrestricted Net Cost - Unallowed Costs .....	757,401
11. Unrestricted Rate .....	29.56%
(Line 10 ÷ Line 7) × 100	

I certify that the information contained herein conforms with the criteria in the OMB uniform administrative requirements guidance under 2 CFR 200 and education department general administrative regulations (EDGAR) 34 CFR parts 75.561 and 76.561 (b) and (c) is correct to the best of my knowledge and belief. No costs other than those incurred by this agency have been included in the indirect cost rate application. The same costs that have been treated as indirect costs have not been and will not be claimed as direct costs, and similar types of costs have been accorded consistent treatment. All expenditures detailed on the application form have been made, and records supporting them have been maintained and are available for audit.

We hereby apply for the indirect cost rates as listed above.

Accepted and approved by the Kansas State Board of Education.

August 3, 2023

\_\_\_\_\_  
Date

\_\_\_\_\_  
Date

\_\_\_\_\_  
Superintendent or other authorized official

  
Dale Brungardt, Director of School Finance

Above rates were computed by using 2021-2022 actual data from the USD budget on file with the State Department of Education. Supplementary data was furnished by the local education agency.

Please submit signed copy by August 18, 2023 to KSDE's School Finance team by emailing to Katie Albright [kalbright@ksde.org](mailto:kalbright@ksde.org).

*Kansas leads the world in the success of each student.*

# INDIRECT COST RATES



## Title & Food Service Programs

D0428 GREAT BEND

2023-2024 RATES

*Calculated using 2021-2022 actual costs.*

1. Unallowed Costs .....	362,004
2. Restricted Direct + Unallowed Costs .....	34,194,302
3. Restricted Indirect - Unallowed Costs .....	997,399
4. Restricted Recovery Under or Over .....	-6,538
5. Restricted Net Cost - Unallowed Costs .....	990,861
6. Restricted Rate .....	2.90%
(Line 5 ÷ Line 2) × 100	
7. Unrestricted Direct + Unallowed Costs .....	31,749,105
8. Unrestricted Indirect - Unallowed Costs .....	3,442,596
9. Unrestricted Recovery Under or Over .....	30,708
10. Unrestricted Net Cost - Unallowed Costs .....	3,473,304
11. Unrestricted Rate .....	10.94%
(Line 10 ÷ Line 7) × 100	

I certify that the information contained herein conforms with the criteria in the OMB uniform administrative requirements guidance under 2 CFR 200 and education department general administrative regulations (EDGAR) 34 CFR parts 75.561 and 76.561 (b) and (c) is correct to the best of my knowledge and belief. No costs other than those incurred by this agency have been included in the indirect cost rate application. The same costs that have been treated as indirect costs have not been and will not be claimed as direct costs, and similar types of costs have been accorded consistent treatment. All expenditures detailed on the application form have been made, and records supporting them have been maintained and are available for audit.

We hereby apply for the indirect cost rates as listed above.

Accepted and approved by the Kansas State Board of Education.

August 3, 2023

\_\_\_\_\_  
Date

\_\_\_\_\_  
Date

\_\_\_\_\_  
Superintendent or other authorized official

  
Dale Brungardt, Director of School Finance

Above rates were computed by using 2021-2022 actual data from the USD budget on file with the State Department of Education. Supplementary data was furnished by the local education agency.

Please submit signed copy by August 18, 2023 to KSDE's School Finance team by emailing to Katie Albright [kalbright@ksde.org](mailto:kalbright@ksde.org).

*Kansas leads the world in the success of each student.*

# INDIRECT COST RATES



## Title & Food Service Programs

D0429 TROY PUBLIC SCHOOLS

2023-2024 RATES

*Calculated using 2021-2022 actual costs.*

1. Unallowed Costs .....	82,999
2. Restricted Direct + Unallowed Costs .....	4,625,115
3. Restricted Indirect - Unallowed Costs .....	182,021
4. Restricted Recovery Under or Over .....	58,789
5. Restricted Net Cost - Unallowed Costs .....	240,810
6. Restricted Rate .....	5.21%
(Line 5 ÷ Line 2) × 100	
7. Unrestricted Direct + Unallowed Costs .....	4,263,781
8. Unrestricted Indirect - Unallowed Costs .....	543,355
9. Unrestricted Recovery Under or Over .....	-72,980
10. Unrestricted Net Cost - Unallowed Costs .....	470,375
11. Unrestricted Rate .....	11.03%
(Line 10 ÷ Line 7) × 100	

I certify that the information contained herein conforms with the criteria in the OMB uniform administrative requirements guidance under 2 CFR 200 and education department general administrative regulations (EDGAR) 34 CFR parts 75.561 and 76.561 (b) and (c) is correct to the best of my knowledge and belief. No costs other than those incurred by this agency have been included in the indirect cost rate application. The same costs that have been treated as indirect costs have not been and will not be claimed as direct costs, and similar types of costs have been accorded consistent treatment. All expenditures detailed on the application form have been made, and records supporting them have been maintained and are available for audit.

We hereby apply for the indirect cost rates as listed above.

Accepted and approved by the Kansas State Board of Education.

August 3, 2023

\_\_\_\_\_  
Date

\_\_\_\_\_  
Date

\_\_\_\_\_  
Superintendent or other authorized official

  
Dale Brungardt, Director of School Finance

Above rates were computed by using 2021-2022 actual data from the USD budget on file with the State Department of Education. Supplementary data was furnished by the local education agency.

Please submit signed copy by August 18, 2023 to KSDE's School Finance team by emailing to Katie Albright [kalbright@ksde.org](mailto:kalbright@ksde.org).

*Kansas leads the world in the success of each student.*

# INDIRECT COST RATES



## Title & Food Service Programs

D0430 SOUTH BROWN COUNTY

2023-2024 RATES

*Calculated using 2021-2022 actual costs.*

1. Unallowed Costs .....	195,699
2. Restricted Direct + Unallowed Costs .....	8,692,136
3. Restricted Indirect - Unallowed Costs .....	315,968
4. Restricted Recovery Under or Over .....	80,270
5. Restricted Net Cost - Unallowed Costs .....	396,238
6. Restricted Rate .....	4.56%
(Line 5 ÷ Line 2) × 100	
7. Unrestricted Direct + Unallowed Costs .....	8,081,027
8. Unrestricted Indirect - Unallowed Costs .....	927,077
9. Unrestricted Recovery Under or Over .....	32,607
10. Unrestricted Net Cost - Unallowed Costs .....	959,684
11. Unrestricted Rate .....	11.88%
(Line 10 ÷ Line 7) × 100	

I certify that the information contained herein conforms with the criteria in the OMB uniform administrative requirements guidance under 2 CFR 200 and education department general administrative regulations (EDGAR) 34 CFR parts 75.561 and 76.561 (b) and (c) is correct to the best of my knowledge and belief. No costs other than those incurred by this agency have been included in the indirect cost rate application. The same costs that have been treated as indirect costs have not been and will not be claimed as direct costs, and similar types of costs have been accorded consistent treatment. All expenditures detailed on the application form have been made, and records supporting them have been maintained and are available for audit.

We hereby apply for the indirect cost rates as listed above.

Accepted and approved by the Kansas State Board of Education.

August 3, 2023

\_\_\_\_\_  
Date

\_\_\_\_\_  
Date

\_\_\_\_\_  
Superintendent or other authorized official

  
Dale Brungardt, Director of School Finance

Above rates were computed by using 2021-2022 actual data from the USD budget on file with the State Department of Education. Supplementary data was furnished by the local education agency.

Please submit signed copy by August 18, 2023 to KSDE's School Finance team by emailing to Katie Albright [kalbright@ksde.org](mailto:kalbright@ksde.org).

*Kansas leads the world in the success of each student.*

# INDIRECT COST RATES



## Title & Food Service Programs

D0431 HOISINGTON

2023-2024 RATES

*Calculated using 2021-2022 actual costs.*

1. Unallowed Costs .....	122,206
2. Restricted Direct + Unallowed Costs .....	9,909,209
3. Restricted Indirect - Unallowed Costs .....	234,461
4. Restricted Recovery Under or Over .....	33,826
5. Restricted Net Cost - Unallowed Costs .....	268,287
6. Restricted Rate .....	2.71%
(Line 5 ÷ Line 2) × 100	
7. Unrestricted Direct + Unallowed Costs .....	9,156,278
8. Unrestricted Indirect - Unallowed Costs .....	987,392
9. Unrestricted Recovery Under or Over .....	-34,678
10. Unrestricted Net Cost - Unallowed Costs .....	952,714
11. Unrestricted Rate .....	10.41%
(Line 10 ÷ Line 7) × 100	

I certify that the information contained herein conforms with the criteria in the OMB uniform administrative requirements guidance under 2 CFR 200 and education department general administrative regulations (EDGAR) 34 CFR parts 75.561 and 76.561 (b) and (c) is correct to the best of my knowledge and belief. No costs other than those incurred by this agency have been included in the indirect cost rate application. The same costs that have been treated as indirect costs have not been and will not be claimed as direct costs, and similar types of costs have been accorded consistent treatment. All expenditures detailed on the application form have been made, and records supporting them have been maintained and are available for audit.

We hereby apply for the indirect cost rates as listed above.

Accepted and approved by the Kansas State Board of Education.

August 3, 2023

\_\_\_\_\_  
Date

\_\_\_\_\_  
Date

\_\_\_\_\_  
Superintendent or other authorized official

  
Dale Brungardt, Director of School Finance

Above rates were computed by using 2021-2022 actual data from the USD budget on file with the State Department of Education. Supplementary data was furnished by the local education agency.

Please submit signed copy by August 18, 2023 to KSDE's School Finance team by emailing to Katie Albright [kalbright@ksde.org](mailto:kalbright@ksde.org).

*Kansas leads the world in the success of each student.*



# INDIRECT COST RATES



## Title & Food Service Programs

D0432 VICTORIA

2023-2024 RATES

*Calculated using 2021-2022 actual costs.*

1. Unallowed Costs .....	54,830
2. Restricted Direct + Unallowed Costs .....	3,761,425
3. Restricted Indirect - Unallowed Costs .....	147,619
4. Restricted Recovery Under or Over .....	19,310
5. Restricted Net Cost - Unallowed Costs .....	166,929
6. Restricted Rate .....	4.44%
(Line 5 ÷ Line 2) × 100	
7. Unrestricted Direct + Unallowed Costs .....	3,405,232
8. Unrestricted Indirect - Unallowed Costs .....	503,812
9. Unrestricted Recovery Under or Over .....	-7,341
10. Unrestricted Net Cost - Unallowed Costs .....	496,471
11. Unrestricted Rate .....	14.58%
(Line 10 ÷ Line 7) × 100	

I certify that the information contained herein conforms with the criteria in the OMB uniform administrative requirements guidance under 2 CFR 200 and education department general administrative regulations (EDGAR) 34 CFR parts 75.561 and 76.561 (b) and (c) is correct to the best of my knowledge and belief. No costs other than those incurred by this agency have been included in the indirect cost rate application. The same costs that have been treated as indirect costs have not been and will not be claimed as direct costs, and similar types of costs have been accorded consistent treatment. All expenditures detailed on the application form have been made, and records supporting them have been maintained and are available for audit.

We hereby apply for the indirect cost rates as listed above.

Accepted and approved by the Kansas State Board of Education.

August 3, 2023

\_\_\_\_\_  
Date

\_\_\_\_\_  
Date

\_\_\_\_\_  
Superintendent or other authorized official

  
Dale Brungardt, Director of School Finance

Above rates were computed by using 2021-2022 actual data from the USD budget on file with the State Department of Education. Supplementary data was furnished by the local education agency.

Please submit signed copy by August 18, 2023 to KSDE's School Finance team by emailing to Katie Albright [kalbright@ksde.org](mailto:kalbright@ksde.org).

*Kansas leads the world in the success of each student.*

# INDIRECT COST RATES



## Title & Food Service Programs

D0434 SANTA FE TRAIL

2023-2024 RATES

*Calculated using 2021-2022 actual costs.*

1. Unallowed Costs .....	142,628
2. Restricted Direct + Unallowed Costs .....	14,264,704
3. Restricted Indirect - Unallowed Costs .....	634,690
4. Restricted Recovery Under or Over .....	26,045
5. Restricted Net Cost - Unallowed Costs .....	660,735
6. Restricted Rate .....	4.63%
(Line 5 ÷ Line 2) × 100	
7. Unrestricted Direct + Unallowed Costs .....	12,945,359
8. Unrestricted Indirect - Unallowed Costs .....	1,954,035
9. Unrestricted Recovery Under or Over .....	-45,546
10. Unrestricted Net Cost - Unallowed Costs .....	1,908,489
11. Unrestricted Rate .....	14.74%
(Line 10 ÷ Line 7) × 100	

I certify that the information contained herein conforms with the criteria in the OMB uniform administrative requirements guidance under 2 CFR 200 and education department general administrative regulations (EDGAR) 34 CFR parts 75.561 and 76.561 (b) and (c) is correct to the best of my knowledge and belief. No costs other than those incurred by this agency have been included in the indirect cost rate application. The same costs that have been treated as indirect costs have not been and will not be claimed as direct costs, and similar types of costs have been accorded consistent treatment. All expenditures detailed on the application form have been made, and records supporting them have been maintained and are available for audit.

We hereby apply for the indirect cost rates as listed above.

Accepted and approved by the Kansas State Board of Education.

August 3, 2023

\_\_\_\_\_  
Date

\_\_\_\_\_  
Date

\_\_\_\_\_  
Superintendent or other authorized official

  
Dale Brungardt, Director of School Finance

Above rates were computed by using 2021-2022 actual data from the USD budget on file with the State Department of Education. Supplementary data was furnished by the local education agency.

Please submit signed copy by August 18, 2023 to KSDE's School Finance team by emailing to Katie Albright [kalbright@ksde.org](mailto:kalbright@ksde.org).

*Kansas leads the world in the success of each student.*

# INDIRECT COST RATES



## Title & Food Service Programs

D0435 ABILENE

2023-2024 RATES

*Calculated using 2021-2022 actual costs.*

1. Unallowed Costs .....	223,803
2. Restricted Direct + Unallowed Costs .....	18,522,006
3. Restricted Indirect - Unallowed Costs .....	413,705
4. Restricted Recovery Under or Over .....	17,422
5. Restricted Net Cost - Unallowed Costs .....	431,127
6. Restricted Rate .....	2.33%
(Line 5 ÷ Line 2) × 100	
7. Unrestricted Direct + Unallowed Costs .....	16,574,976
8. Unrestricted Indirect - Unallowed Costs .....	2,360,735
9. Unrestricted Recovery Under or Over .....	392,161
10. Unrestricted Net Cost - Unallowed Costs .....	2,752,896
11. Unrestricted Rate .....	16.61%
(Line 10 ÷ Line 7) × 100	

I certify that the information contained herein conforms with the criteria in the OMB uniform administrative requirements guidance under 2 CFR 200 and education department general administrative regulations (EDGAR) 34 CFR parts 75.561 and 76.561 (b) and (c) is correct to the best of my knowledge and belief. No costs other than those incurred by this agency have been included in the indirect cost rate application. The same costs that have been treated as indirect costs have not been and will not be claimed as direct costs, and similar types of costs have been accorded consistent treatment. All expenditures detailed on the application form have been made, and records supporting them have been maintained and are available for audit.

We hereby apply for the indirect cost rates as listed above.

Accepted and approved by the Kansas State Board of Education.

August 3, 2023

\_\_\_\_\_  
Date

\_\_\_\_\_  
Date

\_\_\_\_\_  
Superintendent or other authorized official

  
Dale Brungardt, Director of School Finance

Above rates were computed by using 2021-2022 actual data from the USD budget on file with the State Department of Education. Supplementary data was furnished by the local education agency.

Please submit signed copy by August 18, 2023 to KSDE's School Finance team by emailing to Katie Albright [kalbright@ksde.org](mailto:kalbright@ksde.org).

*Kansas leads the world in the success of each student.*

# INDIRECT COST RATES



## Title & Food Service Programs

D0436 CANEY VALLEY

2023-2024 RATES

*Calculated using 2021-2022 actual costs.*

1. Unallowed Costs .....	171,825
2. Restricted Direct + Unallowed Costs .....	9,777,728
3. Restricted Indirect - Unallowed Costs .....	546,887
4. Restricted Recovery Under or Over .....	34,104
5. Restricted Net Cost - Unallowed Costs .....	580,991
6. Restricted Rate .....	5.94%
(Line 5 ÷ Line 2) × 100	
7. Unrestricted Direct + Unallowed Costs .....	8,911,386
8. Unrestricted Indirect - Unallowed Costs .....	1,413,229
9. Unrestricted Recovery Under or Over .....	92,633
10. Unrestricted Net Cost - Unallowed Costs .....	1,505,862
11. Unrestricted Rate .....	16.90%
(Line 10 ÷ Line 7) × 100	

I certify that the information contained herein conforms with the criteria in the OMB uniform administrative requirements guidance under 2 CFR 200 and education department general administrative regulations (EDGAR) 34 CFR parts 75.561 and 76.561 (b) and (c) is correct to the best of my knowledge and belief. No costs other than those incurred by this agency have been included in the indirect cost rate application. The same costs that have been treated as indirect costs have not been and will not be claimed as direct costs, and similar types of costs have been accorded consistent treatment. All expenditures detailed on the application form have been made, and records supporting them have been maintained and are available for audit.

We hereby apply for the indirect cost rates as listed above.

Accepted and approved by the Kansas State Board of Education.

August 3, 2023

\_\_\_\_\_  
Date

\_\_\_\_\_  
Date

\_\_\_\_\_  
Superintendent or other authorized official

  
Dale Brungardt, Director of School Finance

Above rates were computed by using 2021-2022 actual data from the USD budget on file with the State Department of Education. Supplementary data was furnished by the local education agency.

Please submit signed copy by August 18, 2023 to KSDE's School Finance team by emailing to Katie Albright [kalbright@ksde.org](mailto:kalbright@ksde.org).

*Kansas leads the world in the success of each student.*

# INDIRECT COST RATES



## Title & Food Service Programs

D0437 AUBURN WASHBURN

2023-2024 RATES

*Calculated using 2021-2022 actual costs.*

1. Unallowed Costs .....	1,152,708
2. Restricted Direct + Unallowed Costs .....	69,796,878
3. Restricted Indirect - Unallowed Costs .....	1,883,260
4. Restricted Recovery Under or Over .....	99,326
5. Restricted Net Cost - Unallowed Costs .....	1,982,586
6. Restricted Rate .....	2.84%
(Line 5 ÷ Line 2) × 100	
7. Unrestricted Direct + Unallowed Costs .....	64,103,718
8. Unrestricted Indirect - Unallowed Costs .....	7,576,420
9. Unrestricted Recovery Under or Over .....	467,361
10. Unrestricted Net Cost - Unallowed Costs .....	8,043,781
11. Unrestricted Rate .....	12.55%
(Line 10 ÷ Line 7) × 100	

I certify that the information contained herein conforms with the criteria in the OMB uniform administrative requirements guidance under 2 CFR 200 and education department general administrative regulations (EDGAR) 34 CFR parts 75.561 and 76.561 (b) and (c) is correct to the best of my knowledge and belief. No costs other than those incurred by this agency have been included in the indirect cost rate application. The same costs that have been treated as indirect costs have not been and will not be claimed as direct costs, and similar types of costs have been accorded consistent treatment. All expenditures detailed on the application form have been made, and records supporting them have been maintained and are available for audit.

We hereby apply for the indirect cost rates as listed above.

Accepted and approved by the Kansas State Board of Education.

August 3, 2023

\_\_\_\_\_  
Date

\_\_\_\_\_  
Date

\_\_\_\_\_  
Superintendent or other authorized official

  
Dale Brungardt, Director of School Finance

Above rates were computed by using 2021-2022 actual data from the USD budget on file with the State Department of Education. Supplementary data was furnished by the local education agency.

Please submit signed copy by August 18, 2023 to KSDE's School Finance team by emailing to Katie Albright [kalbright@ksde.org](mailto:kalbright@ksde.org).

*Kansas leads the world in the success of each student.*

# INDIRECT COST RATES



## Title & Food Service Programs

D0438 SKYLINE SCHOOLS

2023-2024 RATES

*Calculated using 2021-2022 actual costs.*

1. Unallowed Costs .....	132,962
2. Restricted Direct + Unallowed Costs .....	4,917,790
3. Restricted Indirect - Unallowed Costs .....	162,632
4. Restricted Recovery Under or Over .....	-4,196
5. Restricted Net Cost - Unallowed Costs .....	158,436
6. Restricted Rate .....	3.22%
(Line 5 ÷ Line 2) × 100	
7. Unrestricted Direct + Unallowed Costs .....	4,666,004
8. Unrestricted Indirect - Unallowed Costs .....	414,418
9. Unrestricted Recovery Under or Over .....	-7,291
10. Unrestricted Net Cost - Unallowed Costs .....	407,127
11. Unrestricted Rate .....	8.73%
(Line 10 ÷ Line 7) × 100	

I certify that the information contained herein conforms with the criteria in the OMB uniform administrative requirements guidance under 2 CFR 200 and education department general administrative regulations (EDGAR) 34 CFR parts 75.561 and 76.561 (b) and (c) is correct to the best of my knowledge and belief. No costs other than those incurred by this agency have been included in the indirect cost rate application. The same costs that have been treated as indirect costs have not been and will not be claimed as direct costs, and similar types of costs have been accorded consistent treatment. All expenditures detailed on the application form have been made, and records supporting them have been maintained and are available for audit.

We hereby apply for the indirect cost rates as listed above.

Accepted and approved by the Kansas State Board of Education.

August 3, 2023

\_\_\_\_\_  
Date

\_\_\_\_\_  
Date

\_\_\_\_\_  
Superintendent or other authorized official

  
Dale Brungardt, Director of School Finance

Above rates were computed by using 2021-2022 actual data from the USD budget on file with the State Department of Education. Supplementary data was furnished by the local education agency.

Please submit signed copy by August 18, 2023 to KSDE's School Finance team by emailing to Katie Albright [kalbright@ksde.org](mailto:kalbright@ksde.org).

*Kansas leads the world in the success of each student.*

# INDIRECT COST RATES



## Title & Food Service Programs

D0439 SEDGWICK PUBLIC SCHOOLS

2023-2024 RATES

*Calculated using 2021-2022 actual costs.*

1. Unallowed Costs .....	159,264
2. Restricted Direct + Unallowed Costs .....	6,374,939
3. Restricted Indirect - Unallowed Costs .....	174,552
4. Restricted Recovery Under or Over .....	-14,941
5. Restricted Net Cost - Unallowed Costs .....	159,611
6. Restricted Rate .....	2.50%
(Line 5 ÷ Line 2) × 100	
7. Unrestricted Direct + Unallowed Costs .....	5,857,099
8. Unrestricted Indirect - Unallowed Costs .....	692,392
9. Unrestricted Recovery Under or Over .....	76,144
10. Unrestricted Net Cost - Unallowed Costs .....	768,536
11. Unrestricted Rate .....	13.12%
(Line 10 ÷ Line 7) × 100	

I certify that the information contained herein conforms with the criteria in the OMB uniform administrative requirements guidance under 2 CFR 200 and education department general administrative regulations (EDGAR) 34 CFR parts 75.561 and 76.561 (b) and (c) is correct to the best of my knowledge and belief. No costs other than those incurred by this agency have been included in the indirect cost rate application. The same costs that have been treated as indirect costs have not been and will not be claimed as direct costs, and similar types of costs have been accorded consistent treatment. All expenditures detailed on the application form have been made, and records supporting them have been maintained and are available for audit.

We hereby apply for the indirect cost rates as listed above.

Accepted and approved by the Kansas State Board of Education.

August 3, 2023

\_\_\_\_\_  
Date

\_\_\_\_\_  
Date

\_\_\_\_\_  
Superintendent or other authorized official

  
Dale Brungardt, Director of School Finance

Above rates were computed by using 2021-2022 actual data from the USD budget on file with the State Department of Education. Supplementary data was furnished by the local education agency.

Please submit signed copy by August 18, 2023 to KSDE's School Finance team by emailing to Katie Albright [kalbright@ksde.org](mailto:kalbright@ksde.org).

*Kansas leads the world in the success of each student.*

# INDIRECT COST RATES



## Title & Food Service Programs

D0440 HALSTEAD

2023-2024 RATES

*Calculated using 2021-2022 actual costs.*

1. Unallowed Costs .....	161,969
2. Restricted Direct + Unallowed Costs .....	9,452,717
3. Restricted Indirect - Unallowed Costs .....	213,987
4. Restricted Recovery Under or Over .....	37,209
5. Restricted Net Cost - Unallowed Costs .....	251,196
6. Restricted Rate .....	2.66%
(Line 5 ÷ Line 2) × 100	
7. Unrestricted Direct + Unallowed Costs .....	8,178,389
8. Unrestricted Indirect - Unallowed Costs .....	1,488,315
9. Unrestricted Recovery Under or Over .....	91,997
10. Unrestricted Net Cost - Unallowed Costs .....	1,580,312
11. Unrestricted Rate .....	19.32%
(Line 10 ÷ Line 7) × 100	

I certify that the information contained herein conforms with the criteria in the OMB uniform administrative requirements guidance under 2 CFR 200 and education department general administrative regulations (EDGAR) 34 CFR parts 75.561 and 76.561 (b) and (c) is correct to the best of my knowledge and belief. No costs other than those incurred by this agency have been included in the indirect cost rate application. The same costs that have been treated as indirect costs have not been and will not be claimed as direct costs, and similar types of costs have been accorded consistent treatment. All expenditures detailed on the application form have been made, and records supporting them have been maintained and are available for audit.

We hereby apply for the indirect cost rates as listed above.

Accepted and approved by the Kansas State Board of Education.

August 3, 2023

\_\_\_\_\_  
Date

\_\_\_\_\_  
Date

\_\_\_\_\_  
Superintendent or other authorized official

  
Dale Brungardt, Director of School Finance

Above rates were computed by using 2021-2022 actual data from the USD budget on file with the State Department of Education. Supplementary data was furnished by the local education agency.

Please submit signed copy by August 18, 2023 to KSDE's School Finance team by emailing to Katie Albright [kalbright@ksde.org](mailto:kalbright@ksde.org).

*Kansas leads the world in the success of each student.*



# INDIRECT COST RATES



## Title & Food Service Programs

D0443 DODGE CITY

2023-2024 RATES

*Calculated using 2021-2022 actual costs.*

1. Unallowed Costs .....	530,788
2. Restricted Direct + Unallowed Costs .....	84,156,677
3. Restricted Indirect - Unallowed Costs .....	3,451,545
4. Restricted Recovery Under or Over .....	543,178
5. Restricted Net Cost - Unallowed Costs .....	3,994,723
6. Restricted Rate .....	4.75%
(Line 5 ÷ Line 2) × 100	
7. Unrestricted Direct + Unallowed Costs .....	73,390,811
8. Unrestricted Indirect - Unallowed Costs .....	14,217,411
9. Unrestricted Recovery Under or Over .....	1,848,837
10. Unrestricted Net Cost - Unallowed Costs .....	16,066,248
11. Unrestricted Rate .....	21.89%
(Line 10 ÷ Line 7) × 100	

I certify that the information contained herein conforms with the criteria in the OMB uniform administrative requirements guidance under 2 CFR 200 and education department general administrative regulations (EDGAR) 34 CFR parts 75.561 and 76.561 (b) and (c) is correct to the best of my knowledge and belief. No costs other than those incurred by this agency have been included in the indirect cost rate application. The same costs that have been treated as indirect costs have not been and will not be claimed as direct costs, and similar types of costs have been accorded consistent treatment. All expenditures detailed on the application form have been made, and records supporting them have been maintained and are available for audit.

We hereby apply for the indirect cost rates as listed above.

Accepted and approved by the Kansas State Board of Education.

August 3, 2023

\_\_\_\_\_  
Date

\_\_\_\_\_  
Date

\_\_\_\_\_  
Superintendent or other authorized official

  
Dale Brungardt, Director of School Finance

Above rates were computed by using 2021-2022 actual data from the USD budget on file with the State Department of Education. Supplementary data was furnished by the local education agency.

Please submit signed copy by August 18, 2023 to KSDE's School Finance team by emailing to Katie Albright [kalbright@ksde.org](mailto:kalbright@ksde.org).

*Kansas leads the world in the success of each student.*

# INDIRECT COST RATES



## Title & Food Service Programs

D0444 LITTLE RIVER

2023-2024 RATES

*Calculated using 2021-2022 actual costs.*

1. Unallowed Costs .....	104,636
2. Restricted Direct + Unallowed Costs .....	4,150,114
3. Restricted Indirect - Unallowed Costs .....	170,219
4. Restricted Recovery Under or Over .....	431
5. Restricted Net Cost - Unallowed Costs .....	170,650
6. Restricted Rate .....	4.11%
(Line 5 ÷ Line 2) × 100	
7. Unrestricted Direct + Unallowed Costs .....	3,692,994
8. Unrestricted Indirect - Unallowed Costs .....	627,339
9. Unrestricted Recovery Under or Over .....	98,145
10. Unrestricted Net Cost - Unallowed Costs .....	725,484
11. Unrestricted Rate .....	19.64%
(Line 10 ÷ Line 7) × 100	

I certify that the information contained herein conforms with the criteria in the OMB uniform administrative requirements guidance under 2 CFR 200 and education department general administrative regulations (EDGAR) 34 CFR parts 75.561 and 76.561 (b) and (c) is correct to the best of my knowledge and belief. No costs other than those incurred by this agency have been included in the indirect cost rate application. The same costs that have been treated as indirect costs have not been and will not be claimed as direct costs, and similar types of costs have been accorded consistent treatment. All expenditures detailed on the application form have been made, and records supporting them have been maintained and are available for audit.

We hereby apply for the indirect cost rates as listed above.

Accepted and approved by the Kansas State Board of Education.

August 3, 2023

\_\_\_\_\_  
Date

\_\_\_\_\_  
Date

\_\_\_\_\_  
Superintendent or other authorized official

  
Dale Brungardt, Director of School Finance

Above rates were computed by using 2021-2022 actual data from the USD budget on file with the State Department of Education. Supplementary data was furnished by the local education agency.

Please submit signed copy by August 18, 2023 to KSDE's School Finance team by emailing to Katie Albright [kalbright@ksde.org](mailto:kalbright@ksde.org).

*Kansas leads the world in the success of each student.*

# INDIRECT COST RATES



## Title & Food Service Programs

D0445 COFFEYVILLE

2023-2024 RATES

*Calculated using 2021-2022 actual costs.*

1. Unallowed Costs .....	492,678
2. Restricted Direct + Unallowed Costs .....	22,985,887
3. Restricted Indirect - Unallowed Costs .....	338,407
4. Restricted Recovery Under or Over .....	-21,859
5. Restricted Net Cost - Unallowed Costs .....	316,548
6. Restricted Rate .....	1.38%
(Line 5 ÷ Line 2) × 100	
7. Unrestricted Direct + Unallowed Costs .....	20,955,064
8. Unrestricted Indirect - Unallowed Costs .....	2,369,230
9. Unrestricted Recovery Under or Over .....	-134,076
10. Unrestricted Net Cost - Unallowed Costs .....	2,235,154
11. Unrestricted Rate .....	10.67%
(Line 10 ÷ Line 7) × 100	

I certify that the information contained herein conforms with the criteria in the OMB uniform administrative requirements guidance under 2 CFR 200 and education department general administrative regulations (EDGAR) 34 CFR parts 75.561 and 76.561 (b) and (c) is correct to the best of my knowledge and belief. No costs other than those incurred by this agency have been included in the indirect cost rate application. The same costs that have been treated as indirect costs have not been and will not be claimed as direct costs, and similar types of costs have been accorded consistent treatment. All expenditures detailed on the application form have been made, and records supporting them have been maintained and are available for audit.

We hereby apply for the indirect cost rates as listed above.

Accepted and approved by the Kansas State Board of Education.

August 3, 2023

\_\_\_\_\_  
Date

\_\_\_\_\_  
Date

\_\_\_\_\_  
Superintendent or other authorized official

  
Dale Brungardt, Director of School Finance

Above rates were computed by using 2021-2022 actual data from the USD budget on file with the State Department of Education. Supplementary data was furnished by the local education agency.

Please submit signed copy by August 18, 2023 to KSDE's School Finance team by emailing to Katie Albright [kalbright@ksde.org](mailto:kalbright@ksde.org).

*Kansas leads the world in the success of each student.*

# INDIRECT COST RATES



## Title & Food Service Programs

D0446 INDEPENDENCE

2023-2024 RATES

*Calculated using 2021-2022 actual costs.*

1. Unallowed Costs .....	159,202
2. Restricted Direct + Unallowed Costs .....	23,071,976
3. Restricted Indirect - Unallowed Costs .....	654,209
4. Restricted Recovery Under or Over .....	-56,722
5. Restricted Net Cost - Unallowed Costs .....	597,487
6. Restricted Rate .....	2.59%
(Line 5 ÷ Line 2) × 100	
7. Unrestricted Direct + Unallowed Costs .....	21,186,062
8. Unrestricted Indirect - Unallowed Costs .....	2,540,123
9. Unrestricted Recovery Under or Over .....	-48,634
10. Unrestricted Net Cost - Unallowed Costs .....	2,491,489
11. Unrestricted Rate .....	11.76%
(Line 10 ÷ Line 7) × 100	

I certify that the information contained herein conforms with the criteria in the OMB uniform administrative requirements guidance under 2 CFR 200 and education department general administrative regulations (EDGAR) 34 CFR parts 75.561 and 76.561 (b) and (c) is correct to the best of my knowledge and belief. No costs other than those incurred by this agency have been included in the indirect cost rate application. The same costs that have been treated as indirect costs have not been and will not be claimed as direct costs, and similar types of costs have been accorded consistent treatment. All expenditures detailed on the application form have been made, and records supporting them have been maintained and are available for audit.

We hereby apply for the indirect cost rates as listed above.

Accepted and approved by the Kansas State Board of Education.

August 3, 2023

\_\_\_\_\_  
Date

\_\_\_\_\_  
Date

\_\_\_\_\_  
Superintendent or other authorized official

  
Dale Brungardt, Director of School Finance

Above rates were computed by using 2021-2022 actual data from the USD budget on file with the State Department of Education. Supplementary data was furnished by the local education agency.

Please submit signed copy by August 18, 2023 to KSDE's School Finance team by emailing to Katie Albright [kalbright@ksde.org](mailto:kalbright@ksde.org).

*Kansas leads the world in the success of each student.*

# INDIRECT COST RATES



## Title & Food Service Programs

D0447 CHERRYVALE

2023-2024 RATES

*Calculated using 2021-2022 actual costs.*

1. Unallowed Costs .....	125,216
2. Restricted Direct + Unallowed Costs .....	9,925,083
3. Restricted Indirect - Unallowed Costs .....	287,828
4. Restricted Recovery Under or Over .....	3,196
5. Restricted Net Cost - Unallowed Costs .....	291,024
6. Restricted Rate .....	2.93%
(Line 5 ÷ Line 2) × 100	
7. Unrestricted Direct + Unallowed Costs .....	9,120,348
8. Unrestricted Indirect - Unallowed Costs .....	1,092,563
9. Unrestricted Recovery Under or Over .....	-246,450
10. Unrestricted Net Cost - Unallowed Costs .....	846,113
11. Unrestricted Rate .....	9.28%
(Line 10 ÷ Line 7) × 100	

I certify that the information contained herein conforms with the criteria in the OMB uniform administrative requirements guidance under 2 CFR 200 and education department general administrative regulations (EDGAR) 34 CFR parts 75.561 and 76.561 (b) and (c) is correct to the best of my knowledge and belief. No costs other than those incurred by this agency have been included in the indirect cost rate application. The same costs that have been treated as indirect costs have not been and will not be claimed as direct costs, and similar types of costs have been accorded consistent treatment. All expenditures detailed on the application form have been made, and records supporting them have been maintained and are available for audit.

We hereby apply for the indirect cost rates as listed above.

Accepted and approved by the Kansas State Board of Education.

August 3, 2023

\_\_\_\_\_  
Date

\_\_\_\_\_  
Date

\_\_\_\_\_  
Superintendent or other authorized official

  
Dale Brungardt, Director of School Finance

Above rates were computed by using 2021-2022 actual data from the USD budget on file with the State Department of Education. Supplementary data was furnished by the local education agency.

Please submit signed copy by August 18, 2023 to KSDE's School Finance team by emailing to Katie Albright [kalbright@ksde.org](mailto:kalbright@ksde.org).

*Kansas leads the world in the success of each student.*

# INDIRECT COST RATES



## Title & Food Service Programs

D0448 INMAN

2023-2024 RATES

*Calculated using 2021-2022 actual costs.*

1. Unallowed Costs .....	115,368
2. Restricted Direct + Unallowed Costs .....	5,510,812
3. Restricted Indirect - Unallowed Costs .....	217,611
4. Restricted Recovery Under or Over .....	-5,648
5. Restricted Net Cost - Unallowed Costs .....	211,963
6. Restricted Rate .....	3.85%
(Line 5 ÷ Line 2) × 100	
7. Unrestricted Direct + Unallowed Costs .....	4,950,509
8. Unrestricted Indirect - Unallowed Costs .....	777,914
9. Unrestricted Recovery Under or Over .....	-66,146
10. Unrestricted Net Cost - Unallowed Costs .....	711,768
11. Unrestricted Rate .....	14.38%
(Line 10 ÷ Line 7) × 100	

I certify that the information contained herein conforms with the criteria in the OMB uniform administrative requirements guidance under 2 CFR 200 and education department general administrative regulations (EDGAR) 34 CFR parts 75.561 and 76.561 (b) and (c) is correct to the best of my knowledge and belief. No costs other than those incurred by this agency have been included in the indirect cost rate application. The same costs that have been treated as indirect costs have not been and will not be claimed as direct costs, and similar types of costs have been accorded consistent treatment. All expenditures detailed on the application form have been made, and records supporting them have been maintained and are available for audit.

We hereby apply for the indirect cost rates as listed above.

Accepted and approved by the Kansas State Board of Education.

August 3, 2023

\_\_\_\_\_  
Date

\_\_\_\_\_  
Date

\_\_\_\_\_  
Superintendent or other authorized official

  
Dale Brungardt, Director of School Finance

Above rates were computed by using 2021-2022 actual data from the USD budget on file with the State Department of Education. Supplementary data was furnished by the local education agency.

Please submit signed copy by August 18, 2023 to KSDE's School Finance team by emailing to Katie Albright [kalbright@ksde.org](mailto:kalbright@ksde.org).

*Kansas leads the world in the success of each student.*

# INDIRECT COST RATES



## Title & Food Service Programs

D0449 EASTON

2023-2024 RATES

*Calculated using 2021-2022 actual costs.*

1. Unallowed Costs .....	211,365
2. Restricted Direct + Unallowed Costs .....	8,372,223
3. Restricted Indirect - Unallowed Costs .....	93,896
4. Restricted Recovery Under or Over .....	-26,225
5. Restricted Net Cost - Unallowed Costs .....	67,671
6. Restricted Rate .....	0.81%
(Line 5 ÷ Line 2) × 100	
7. Unrestricted Direct + Unallowed Costs .....	7,646,556
8. Unrestricted Indirect - Unallowed Costs .....	819,563
9. Unrestricted Recovery Under or Over .....	47,807
10. Unrestricted Net Cost - Unallowed Costs .....	867,370
11. Unrestricted Rate .....	11.34%
(Line 10 ÷ Line 7) × 100	

I certify that the information contained herein conforms with the criteria in the OMB uniform administrative requirements guidance under 2 CFR 200 and education department general administrative regulations (EDGAR) 34 CFR parts 75.561 and 76.561 (b) and (c) is correct to the best of my knowledge and belief. No costs other than those incurred by this agency have been included in the indirect cost rate application. The same costs that have been treated as indirect costs have not been and will not be claimed as direct costs, and similar types of costs have been accorded consistent treatment. All expenditures detailed on the application form have been made, and records supporting them have been maintained and are available for audit.

We hereby apply for the indirect cost rates as listed above.

Accepted and approved by the Kansas State Board of Education.

August 3, 2023

\_\_\_\_\_  
Date

\_\_\_\_\_  
Date

\_\_\_\_\_  
Superintendent or other authorized official

  
Dale Brungardt, Director of School Finance

Above rates were computed by using 2021-2022 actual data from the USD budget on file with the State Department of Education. Supplementary data was furnished by the local education agency.

Please submit signed copy by August 18, 2023 to KSDE's School Finance team by emailing to Katie Albright [kalbright@ksde.org](mailto:kalbright@ksde.org).

*Kansas leads the world in the success of each student.*

# INDIRECT COST RATES



## Title & Food Service Programs

D0450 SHAWNEE HEIGHTS

2023-2024 RATES

*Calculated using 2021-2022 actual costs.*

1. Unallowed Costs .....	855,599
2. Restricted Direct + Unallowed Costs .....	43,637,933
3. Restricted Indirect - Unallowed Costs .....	142,630
4. Restricted Recovery Under or Over .....	-54,537
5. Restricted Net Cost - Unallowed Costs .....	88,093
6. Restricted Rate .....	0.20%
(Line 5 ÷ Line 2) × 100	
7. Unrestricted Direct + Unallowed Costs .....	40,078,629
8. Unrestricted Indirect - Unallowed Costs .....	3,701,934
9. Unrestricted Recovery Under or Over .....	168,000
10. Unrestricted Net Cost - Unallowed Costs .....	3,869,934
11. Unrestricted Rate .....	9.66%
(Line 10 ÷ Line 7) × 100	

I certify that the information contained herein conforms with the criteria in the OMB uniform administrative requirements guidance under 2 CFR 200 and education department general administrative regulations (EDGAR) 34 CFR parts 75.561 and 76.561 (b) and (c) is correct to the best of my knowledge and belief. No costs other than those incurred by this agency have been included in the indirect cost rate application. The same costs that have been treated as indirect costs have not been and will not be claimed as direct costs, and similar types of costs have been accorded consistent treatment. All expenditures detailed on the application form have been made, and records supporting them have been maintained and are available for audit.

We hereby apply for the indirect cost rates as listed above.

Accepted and approved by the Kansas State Board of Education.

August 3, 2023

\_\_\_\_\_  
Date

\_\_\_\_\_  
Date

\_\_\_\_\_  
Superintendent or other authorized official

  
Dale Brungardt, Director of School Finance

Above rates were computed by using 2021-2022 actual data from the USD budget on file with the State Department of Education. Supplementary data was furnished by the local education agency.

Please submit signed copy by August 18, 2023 to KSDE's School Finance team by emailing to Katie Albright [kalbright@ksde.org](mailto:kalbright@ksde.org).

*Kansas leads the world in the success of each student.*



# INDIRECT COST RATES



## Title & Food Service Programs

D0452 STANTON COUNTY

2023-2024 RATES

*Calculated using 2021-2022 actual costs.*

1. Unallowed Costs .....	124,030
2. Restricted Direct + Unallowed Costs .....	5,827,628
3. Restricted Indirect - Unallowed Costs .....	240,867
4. Restricted Recovery Under or Over .....	136,741
5. Restricted Net Cost - Unallowed Costs .....	377,608
6. Restricted Rate .....	6.48%
(Line 5 ÷ Line 2) × 100	
7. Unrestricted Direct + Unallowed Costs .....	5,062,944
8. Unrestricted Indirect - Unallowed Costs .....	1,005,551
9. Unrestricted Recovery Under or Over .....	158,672
10. Unrestricted Net Cost - Unallowed Costs .....	1,164,223
11. Unrestricted Rate .....	22.99%
(Line 10 ÷ Line 7) × 100	

I certify that the information contained herein conforms with the criteria in the OMB uniform administrative requirements guidance under 2 CFR 200 and education department general administrative regulations (EDGAR) 34 CFR parts 75.561 and 76.561 (b) and (c) is correct to the best of my knowledge and belief. No costs other than those incurred by this agency have been included in the indirect cost rate application. The same costs that have been treated as indirect costs have not been and will not be claimed as direct costs, and similar types of costs have been accorded consistent treatment. All expenditures detailed on the application form have been made, and records supporting them have been maintained and are available for audit.

We hereby apply for the indirect cost rates as listed above.

Accepted and approved by the Kansas State Board of Education.

August 3, 2023

\_\_\_\_\_  
Date

\_\_\_\_\_  
Date

\_\_\_\_\_  
Superintendent or other authorized official

  
Dale Brungardt, Director of School Finance

Above rates were computed by using 2021-2022 actual data from the USD budget on file with the State Department of Education. Supplementary data was furnished by the local education agency.

Please submit signed copy by August 18, 2023 to KSDE's School Finance team by emailing to Katie Albright [kalbright@ksde.org](mailto:kalbright@ksde.org).

*Kansas leads the world in the success of each student.*

# INDIRECT COST RATES



## Title & Food Service Programs

D0453 LEAVENWORTH

2023-2024 RATES

*Calculated using 2021-2022 actual costs.*

1. Unallowed Costs .....	216,284
2. Restricted Direct + Unallowed Costs .....	45,462,195
3. Restricted Indirect - Unallowed Costs .....	1,585,718
4. Restricted Recovery Under or Over .....	-37,488
5. Restricted Net Cost - Unallowed Costs .....	1,548,230
6. Restricted Rate .....	3.41%
(Line 5 ÷ Line 2) × 100	
7. Unrestricted Direct + Unallowed Costs .....	39,626,426
8. Unrestricted Indirect - Unallowed Costs .....	7,421,487
9. Unrestricted Recovery Under or Over .....	27,587
10. Unrestricted Net Cost - Unallowed Costs .....	7,449,074
11. Unrestricted Rate .....	18.80%
(Line 10 ÷ Line 7) × 100	

I certify that the information contained herein conforms with the criteria in the OMB uniform administrative requirements guidance under 2 CFR 200 and education department general administrative regulations (EDGAR) 34 CFR parts 75.561 and 76.561 (b) and (c) is correct to the best of my knowledge and belief. No costs other than those incurred by this agency have been included in the indirect cost rate application. The same costs that have been treated as indirect costs have not been and will not be claimed as direct costs, and similar types of costs have been accorded consistent treatment. All expenditures detailed on the application form have been made, and records supporting them have been maintained and are available for audit.

We hereby apply for the indirect cost rates as listed above.

Accepted and approved by the Kansas State Board of Education.

August 3, 2023

\_\_\_\_\_  
Date

\_\_\_\_\_  
Date

\_\_\_\_\_  
Superintendent or other authorized official

  
Dale Brungardt, Director of School Finance

Above rates were computed by using 2021-2022 actual data from the USD budget on file with the State Department of Education. Supplementary data was furnished by the local education agency.

Please submit signed copy by August 18, 2023 to KSDE's School Finance team by emailing to Katie Albright [kalbright@ksde.org](mailto:kalbright@ksde.org).

*Kansas leads the world in the success of each student.*

# INDIRECT COST RATES



## Title & Food Service Programs

D0454 BURLINGAME PUBLIC SCHOOL

2023-2024 RATES

*Calculated using 2021-2022 actual costs.*

1. Unallowed Costs .....	102,839
2. Restricted Direct + Unallowed Costs .....	4,093,837
3. Restricted Indirect - Unallowed Costs .....	138,443
4. Restricted Recovery Under or Over .....	-42,899
5. Restricted Net Cost - Unallowed Costs .....	95,544
6. Restricted Rate .....	2.33%
(Line 5 ÷ Line 2) × 100	
7. Unrestricted Direct + Unallowed Costs .....	3,627,491
8. Unrestricted Indirect - Unallowed Costs .....	604,789
9. Unrestricted Recovery Under or Over .....	-113,830
10. Unrestricted Net Cost - Unallowed Costs .....	490,959
11. Unrestricted Rate .....	13.53%
(Line 10 ÷ Line 7) × 100	

I certify that the information contained herein conforms with the criteria in the OMB uniform administrative requirements guidance under 2 CFR 200 and education department general administrative regulations (EDGAR) 34 CFR parts 75.561 and 76.561 (b) and (c) is correct to the best of my knowledge and belief. No costs other than those incurred by this agency have been included in the indirect cost rate application. The same costs that have been treated as indirect costs have not been and will not be claimed as direct costs, and similar types of costs have been accorded consistent treatment. All expenditures detailed on the application form have been made, and records supporting them have been maintained and are available for audit.

We hereby apply for the indirect cost rates as listed above.

Accepted and approved by the Kansas State Board of Education.

August 3, 2023

\_\_\_\_\_  
Date

\_\_\_\_\_  
Date

\_\_\_\_\_  
Superintendent or other authorized official

  
Dale Brungardt, Director of School Finance

Above rates were computed by using 2021-2022 actual data from the USD budget on file with the State Department of Education. Supplementary data was furnished by the local education agency.

Please submit signed copy by August 18, 2023 to KSDE's School Finance team by emailing to Katie Albright [kalbright@ksde.org](mailto:kalbright@ksde.org).

*Kansas leads the world in the success of each student.*

# INDIRECT COST RATES



## Title & Food Service Programs

D0456 MARAIS DES CYGNES VALLEY

2023-2024 RATES

*Calculated using 2021-2022 actual costs.*

1. Unallowed Costs .....	100,416
2. Restricted Direct + Unallowed Costs .....	3,932,533
3. Restricted Indirect - Unallowed Costs .....	159,686
4. Restricted Recovery Under or Over .....	26,598
5. Restricted Net Cost - Unallowed Costs .....	186,284
6. Restricted Rate .....	4.74%
(Line 5 ÷ Line 2) × 100	
7. Unrestricted Direct + Unallowed Costs .....	3,593,768
8. Unrestricted Indirect - Unallowed Costs .....	498,451
9. Unrestricted Recovery Under or Over .....	31,359
10. Unrestricted Net Cost - Unallowed Costs .....	529,810
11. Unrestricted Rate .....	14.74%
(Line 10 ÷ Line 7) × 100	

I certify that the information contained herein conforms with the criteria in the OMB uniform administrative requirements guidance under 2 CFR 200 and education department general administrative regulations (EDGAR) 34 CFR parts 75.561 and 76.561 (b) and (c) is correct to the best of my knowledge and belief. No costs other than those incurred by this agency have been included in the indirect cost rate application. The same costs that have been treated as indirect costs have not been and will not be claimed as direct costs, and similar types of costs have been accorded consistent treatment. All expenditures detailed on the application form have been made, and records supporting them have been maintained and are available for audit.

We hereby apply for the indirect cost rates as listed above.

Accepted and approved by the Kansas State Board of Education.

August 3, 2023

\_\_\_\_\_  
Date

\_\_\_\_\_  
Date

\_\_\_\_\_  
Superintendent or other authorized official

  
Dale Brungardt, Director of School Finance

Above rates were computed by using 2021-2022 actual data from the USD budget on file with the State Department of Education. Supplementary data was furnished by the local education agency.

Please submit signed copy by August 18, 2023 to KSDE's School Finance team by emailing to Katie Albright [kalbright@ksde.org](mailto:kalbright@ksde.org).

*Kansas leads the world in the success of each student.*

# INDIRECT COST RATES



## Title & Food Service Programs

D0457 GARDEN CITY

2023-2024 RATES

*Calculated using 2021-2022 actual costs.*

1. Unallowed Costs .....	716,064
2. Restricted Direct + Unallowed Costs .....	90,637,363
3. Restricted Indirect - Unallowed Costs .....	1,565,890
4. Restricted Recovery Under or Over .....	146,481
5. Restricted Net Cost - Unallowed Costs .....	1,712,371
6. Restricted Rate .....	1.89%
(Line 5 ÷ Line 2) × 100	
7. Unrestricted Direct + Unallowed Costs .....	81,995,640
8. Unrestricted Indirect - Unallowed Costs .....	10,207,613
9. Unrestricted Recovery Under or Over .....	651,072
10. Unrestricted Net Cost - Unallowed Costs .....	10,858,685
11. Unrestricted Rate .....	13.24%
(Line 10 ÷ Line 7) × 100	

I certify that the information contained herein conforms with the criteria in the OMB uniform administrative requirements guidance under 2 CFR 200 and education department general administrative regulations (EDGAR) 34 CFR parts 75.561 and 76.561 (b) and (c) is correct to the best of my knowledge and belief. No costs other than those incurred by this agency have been included in the indirect cost rate application. The same costs that have been treated as indirect costs have not been and will not be claimed as direct costs, and similar types of costs have been accorded consistent treatment. All expenditures detailed on the application form have been made, and records supporting them have been maintained and are available for audit.

We hereby apply for the indirect cost rates as listed above.

Accepted and approved by the Kansas State Board of Education.

August 3, 2023

\_\_\_\_\_  
Date

\_\_\_\_\_  
Date

\_\_\_\_\_  
Superintendent or other authorized official

  
Dale Brungardt, Director of School Finance

Above rates were computed by using 2021-2022 actual data from the USD budget on file with the State Department of Education. Supplementary data was furnished by the local education agency.

Please submit signed copy by August 18, 2023 to KSDE's School Finance team by emailing to Katie Albright [kalbright@ksde.org](mailto:kalbright@ksde.org).

*Kansas leads the world in the success of each student.*

# INDIRECT COST RATES



## Title & Food Service Programs

D0458 BASEHOR-LINWOOD

2023-2024 RATES

*Calculated using 2021-2022 actual costs.*

1. Unallowed Costs .....	460,852
2. Restricted Direct + Unallowed Costs .....	29,677,483
3. Restricted Indirect - Unallowed Costs .....	514,615
4. Restricted Recovery Under or Over .....	-24,616
5. Restricted Net Cost - Unallowed Costs .....	489,999
6. Restricted Rate .....	1.65%
(Line 5 ÷ Line 2) × 100	
7. Unrestricted Direct + Unallowed Costs .....	26,472,397
8. Unrestricted Indirect - Unallowed Costs .....	3,719,701
9. Unrestricted Recovery Under or Over .....	634,680
10. Unrestricted Net Cost - Unallowed Costs .....	4,354,381
11. Unrestricted Rate .....	16.45%
(Line 10 ÷ Line 7) × 100	

I certify that the information contained herein conforms with the criteria in the OMB uniform administrative requirements guidance under 2 CFR 200 and education department general administrative regulations (EDGAR) 34 CFR parts 75.561 and 76.561 (b) and (c) is correct to the best of my knowledge and belief. No costs other than those incurred by this agency have been included in the indirect cost rate application. The same costs that have been treated as indirect costs have not been and will not be claimed as direct costs, and similar types of costs have been accorded consistent treatment. All expenditures detailed on the application form have been made, and records supporting them have been maintained and are available for audit.

We hereby apply for the indirect cost rates as listed above.

Accepted and approved by the Kansas State Board of Education.

August 3, 2023

\_\_\_\_\_  
Date

\_\_\_\_\_  
Date

\_\_\_\_\_  
Superintendent or other authorized official

  
Dale Brungardt, Director of School Finance

Above rates were computed by using 2021-2022 actual data from the USD budget on file with the State Department of Education. Supplementary data was furnished by the local education agency.

Please submit signed copy by August 18, 2023 to KSDE's School Finance team by emailing to Katie Albright [kalbright@ksde.org](mailto:kalbright@ksde.org).

*Kansas leads the world in the success of each student.*

# INDIRECT COST RATES



## Title & Food Service Programs

D0459 BUCKLIN

2023-2024 RATES

*Calculated using 2021-2022 actual costs.*

1. Unallowed Costs .....	60,084
2. Restricted Direct + Unallowed Costs .....	3,729,730
3. Restricted Indirect - Unallowed Costs .....	133,252
4. Restricted Recovery Under or Over .....	-3,980
5. Restricted Net Cost - Unallowed Costs .....	129,272
6. Restricted Rate .....	3.47%
(Line 5 ÷ Line 2) × 100	
7. Unrestricted Direct + Unallowed Costs .....	3,387,944
8. Unrestricted Indirect - Unallowed Costs .....	475,038
9. Unrestricted Recovery Under or Over .....	42,028
10. Unrestricted Net Cost - Unallowed Costs .....	517,066
11. Unrestricted Rate .....	15.26%
(Line 10 ÷ Line 7) × 100	

I certify that the information contained herein conforms with the criteria in the OMB uniform administrative requirements guidance under 2 CFR 200 and education department general administrative regulations (EDGAR) 34 CFR parts 75.561 and 76.561 (b) and (c) is correct to the best of my knowledge and belief. No costs other than those incurred by this agency have been included in the indirect cost rate application. The same costs that have been treated as indirect costs have not been and will not be claimed as direct costs, and similar types of costs have been accorded consistent treatment. All expenditures detailed on the application form have been made, and records supporting them have been maintained and are available for audit.

We hereby apply for the indirect cost rates as listed above.

Accepted and approved by the Kansas State  
Board of Education.

August 3, 2023

\_\_\_\_\_  
Date

\_\_\_\_\_  
Date

\_\_\_\_\_  
Superintendent or other authorized official

  
Dale Brungardt, Director of School Finance

Above rates were computed by using 2021-2022 actual data from the USD budget on file with the State Department of Education. Supplementary data was furnished by the local education agency.

Please submit signed copy by August 18, 2023 to KSDE's School Finance team by emailing to Katie Albright [kalbright@ksde.org](mailto:kalbright@ksde.org).

*Kansas leads the world in the success of each student.*

# INDIRECT COST RATES



## Title & Food Service Programs

D0460 HESSTON

2023-2024 RATES

*Calculated using 2021-2022 actual costs.*

1. Unallowed Costs .....	154,683
2. Restricted Direct + Unallowed Costs .....	9,007,081
3. Restricted Indirect - Unallowed Costs .....	384,244
4. Restricted Recovery Under or Over .....	79,060
5. Restricted Net Cost - Unallowed Costs .....	463,304
6. Restricted Rate .....	5.14%
(Line 5 ÷ Line 2) × 100	
7. Unrestricted Direct + Unallowed Costs .....	8,050,384
8. Unrestricted Indirect - Unallowed Costs .....	1,340,941
9. Unrestricted Recovery Under or Over .....	37,888
10. Unrestricted Net Cost - Unallowed Costs .....	1,378,829
11. Unrestricted Rate .....	17.13%
(Line 10 ÷ Line 7) × 100	

I certify that the information contained herein conforms with the criteria in the OMB uniform administrative requirements guidance under 2 CFR 200 and education department general administrative regulations (EDGAR) 34 CFR parts 75.561 and 76.561 (b) and (c) is correct to the best of my knowledge and belief. No costs other than those incurred by this agency have been included in the indirect cost rate application. The same costs that have been treated as indirect costs have not been and will not be claimed as direct costs, and similar types of costs have been accorded consistent treatment. All expenditures detailed on the application form have been made, and records supporting them have been maintained and are available for audit.

We hereby apply for the indirect cost rates as listed above.

Accepted and approved by the Kansas State Board of Education.

August 3, 2023

\_\_\_\_\_  
Date

\_\_\_\_\_  
Date

\_\_\_\_\_  
Superintendent or other authorized official

  
Dale Brungardt, Director of School Finance

Above rates were computed by using 2021-2022 actual data from the USD budget on file with the State Department of Education. Supplementary data was furnished by the local education agency.

Please submit signed copy by August 18, 2023 to KSDE's School Finance team by emailing to Katie Albright [kalbright@ksde.org](mailto:kalbright@ksde.org).

*Kansas leads the world in the success of each student.*



# INDIRECT COST RATES



## Title & Food Service Programs

D0461 NEODESHA

2023-2024 RATES

*Calculated using 2021-2022 actual costs.*

1. Unallowed Costs .....	120,116
2. Restricted Direct + Unallowed Costs .....	10,055,584
3. Restricted Indirect - Unallowed Costs .....	158,221
4. Restricted Recovery Under or Over .....	-114,642
5. Restricted Net Cost - Unallowed Costs .....	43,579
6. Restricted Rate .....	0.43%
(Line 5 ÷ Line 2) × 100	
7. Unrestricted Direct + Unallowed Costs .....	9,092,265
8. Unrestricted Indirect - Unallowed Costs .....	1,121,540
9. Unrestricted Recovery Under or Over .....	-253,217
10. Unrestricted Net Cost - Unallowed Costs .....	868,323
11. Unrestricted Rate .....	9.55%
(Line 10 ÷ Line 7) × 100	

I certify that the information contained herein conforms with the criteria in the OMB uniform administrative requirements guidance under 2 CFR 200 and education department general administrative regulations (EDGAR) 34 CFR parts 75.561 and 76.561 (b) and (c) is correct to the best of my knowledge and belief. No costs other than those incurred by this agency have been included in the indirect cost rate application. The same costs that have been treated as indirect costs have not been and will not be claimed as direct costs, and similar types of costs have been accorded consistent treatment. All expenditures detailed on the application form have been made, and records supporting them have been maintained and are available for audit.

We hereby apply for the indirect cost rates as listed above.

Accepted and approved by the Kansas State Board of Education.

August 3, 2023

\_\_\_\_\_  
Date

\_\_\_\_\_  
Date

\_\_\_\_\_  
Superintendent or other authorized official

  
Dale Brungardt, Director of School Finance

Above rates were computed by using 2021-2022 actual data from the USD budget on file with the State Department of Education. Supplementary data was furnished by the local education agency.

Please submit signed copy by August 18, 2023 to KSDE's School Finance team by emailing to Katie Albright [kalbright@ksde.org](mailto:kalbright@ksde.org).

*Kansas leads the world in the success of each student.*

# INDIRECT COST RATES



## Title & Food Service Programs

D0462 CENTRAL

2023-2024 RATES

*Calculated using 2021-2022 actual costs.*

1. Unallowed Costs .....	99,547
2. Restricted Direct + Unallowed Costs .....	4,580,744
3. Restricted Indirect - Unallowed Costs .....	181,502
4. Restricted Recovery Under or Over .....	4,022
5. Restricted Net Cost - Unallowed Costs .....	185,524
6. Restricted Rate .....	4.05%
(Line 5 ÷ Line 2) × 100	
7. Unrestricted Direct + Unallowed Costs .....	3,974,851
8. Unrestricted Indirect - Unallowed Costs .....	787,395
9. Unrestricted Recovery Under or Over .....	85,754
10. Unrestricted Net Cost - Unallowed Costs .....	873,149
11. Unrestricted Rate .....	21.97%
(Line 10 ÷ Line 7) × 100	

I certify that the information contained herein conforms with the criteria in the OMB uniform administrative requirements guidance under 2 CFR 200 and education department general administrative regulations (EDGAR) 34 CFR parts 75.561 and 76.561 (b) and (c) is correct to the best of my knowledge and belief. No costs other than those incurred by this agency have been included in the indirect cost rate application. The same costs that have been treated as indirect costs have not been and will not be claimed as direct costs, and similar types of costs have been accorded consistent treatment. All expenditures detailed on the application form have been made, and records supporting them have been maintained and are available for audit.

We hereby apply for the indirect cost rates as listed above.

Accepted and approved by the Kansas State Board of Education.

August 3, 2023

\_\_\_\_\_  
Date

\_\_\_\_\_  
Date

\_\_\_\_\_  
Superintendent or other authorized official

  
Dale Brungardt, Director of School Finance

Above rates were computed by using 2021-2022 actual data from the USD budget on file with the State Department of Education. Supplementary data was furnished by the local education agency.

Please submit signed copy by August 18, 2023 to KSDE's School Finance team by emailing to Katie Albright [kalbright@ksde.org](mailto:kalbright@ksde.org).

*Kansas leads the world in the success of each student.*

# INDIRECT COST RATES



## Title & Food Service Programs

D0463 UDALL

2023-2024 RATES

*Calculated using 2021-2022 actual costs.*

1. Unallowed Costs .....	53,777
2. Restricted Direct + Unallowed Costs .....	4,721,348
3. Restricted Indirect - Unallowed Costs .....	192,711
4. Restricted Recovery Under or Over .....	-65,645
5. Restricted Net Cost - Unallowed Costs .....	127,066
6. Restricted Rate .....	2.69%
(Line 5 ÷ Line 2) × 100	
7. Unrestricted Direct + Unallowed Costs .....	4,189,942
8. Unrestricted Indirect - Unallowed Costs .....	724,117
9. Unrestricted Recovery Under or Over .....	-58,569
10. Unrestricted Net Cost - Unallowed Costs .....	665,548
11. Unrestricted Rate .....	15.88%
(Line 10 ÷ Line 7) × 100	

I certify that the information contained herein conforms with the criteria in the OMB uniform administrative requirements guidance under 2 CFR 200 and education department general administrative regulations (EDGAR) 34 CFR parts 75.561 and 76.561 (b) and (c) is correct to the best of my knowledge and belief. No costs other than those incurred by this agency have been included in the indirect cost rate application. The same costs that have been treated as indirect costs have not been and will not be claimed as direct costs, and similar types of costs have been accorded consistent treatment. All expenditures detailed on the application form have been made, and records supporting them have been maintained and are available for audit.

We hereby apply for the indirect cost rates as listed above.

Accepted and approved by the Kansas State Board of Education.

August 3, 2023

\_\_\_\_\_  
Date

\_\_\_\_\_  
Date

\_\_\_\_\_  
Superintendent or other authorized official

  
Dale Brungardt, Director of School Finance

Above rates were computed by using 2021-2022 actual data from the USD budget on file with the State Department of Education. Supplementary data was furnished by the local education agency.

Please submit signed copy by August 18, 2023 to KSDE's School Finance team by emailing to Katie Albright [kalbright@ksde.org](mailto:kalbright@ksde.org).

*Kansas leads the world in the success of each student.*

# INDIRECT COST RATES



## Title & Food Service Programs

D0464 TONGANOXIE

2023-2024 RATES

*Calculated using 2021-2022 actual costs.*

1. Unallowed Costs .....	239,097
2. Restricted Direct + Unallowed Costs .....	20,599,868
3. Restricted Indirect - Unallowed Costs .....	903,578
4. Restricted Recovery Under or Over .....	183,184
5. Restricted Net Cost - Unallowed Costs .....	1,086,762
6. Restricted Rate .....	5.28%
(Line 5 ÷ Line 2) × 100	
7. Unrestricted Direct + Unallowed Costs .....	18,734,126
8. Unrestricted Indirect - Unallowed Costs .....	2,769,320
9. Unrestricted Recovery Under or Over .....	677,030
10. Unrestricted Net Cost - Unallowed Costs .....	3,446,350
11. Unrestricted Rate .....	18.40%
(Line 10 ÷ Line 7) × 100	

I certify that the information contained herein conforms with the criteria in the OMB uniform administrative requirements guidance under 2 CFR 200 and education department general administrative regulations (EDGAR) 34 CFR parts 75.561 and 76.561 (b) and (c) is correct to the best of my knowledge and belief. No costs other than those incurred by this agency have been included in the indirect cost rate application. The same costs that have been treated as indirect costs have not been and will not be claimed as direct costs, and similar types of costs have been accorded consistent treatment. All expenditures detailed on the application form have been made, and records supporting them have been maintained and are available for audit.

We hereby apply for the indirect cost rates as listed above.

Accepted and approved by the Kansas State Board of Education.

August 3, 2023

\_\_\_\_\_  
Date

\_\_\_\_\_  
Date

\_\_\_\_\_  
Superintendent or other authorized official

  
Dale Brungardt, Director of School Finance

Above rates were computed by using 2021-2022 actual data from the USD budget on file with the State Department of Education. Supplementary data was furnished by the local education agency.

Please submit signed copy by August 18, 2023 to KSDE's School Finance team by emailing to Katie Albright [kalbright@ksde.org](mailto:kalbright@ksde.org).

*Kansas leads the world in the success of each student.*

# INDIRECT COST RATES



## Title & Food Service Programs

D0465 WINFIELD

2023-2024 RATES

*Calculated using 2021-2022 actual costs.*

1. Unallowed Costs .....	275,641
2. Restricted Direct + Unallowed Costs .....	31,002,729
3. Restricted Indirect - Unallowed Costs .....	706,491
4. Restricted Recovery Under or Over .....	28,813
5. Restricted Net Cost - Unallowed Costs .....	735,304
6. Restricted Rate .....	2.37%
(Line 5 ÷ Line 2) × 100	
7. Unrestricted Direct + Unallowed Costs .....	28,265,309
8. Unrestricted Indirect - Unallowed Costs .....	3,443,911
9. Unrestricted Recovery Under or Over .....	110,234
10. Unrestricted Net Cost - Unallowed Costs .....	3,554,145
11. Unrestricted Rate .....	12.57%
(Line 10 ÷ Line 7) × 100	

I certify that the information contained herein conforms with the criteria in the OMB uniform administrative requirements guidance under 2 CFR 200 and education department general administrative regulations (EDGAR) 34 CFR parts 75.561 and 76.561 (b) and (c) is correct to the best of my knowledge and belief. No costs other than those incurred by this agency have been included in the indirect cost rate application. The same costs that have been treated as indirect costs have not been and will not be claimed as direct costs, and similar types of costs have been accorded consistent treatment. All expenditures detailed on the application form have been made, and records supporting them have been maintained and are available for audit.

We hereby apply for the indirect cost rates as listed above.

Accepted and approved by the Kansas State Board of Education.

August 3, 2023

\_\_\_\_\_  
Date

\_\_\_\_\_  
Date

\_\_\_\_\_  
Superintendent or other authorized official

  
Dale Brungardt, Director of School Finance

Above rates were computed by using 2021-2022 actual data from the USD budget on file with the State Department of Education. Supplementary data was furnished by the local education agency.

Please submit signed copy by August 18, 2023 to KSDE's School Finance team by emailing to Katie Albright [kalbright@ksde.org](mailto:kalbright@ksde.org).

*Kansas leads the world in the success of each student.*

# INDIRECT COST RATES



## Title & Food Service Programs

D0466 SCOTT COUNTY

2023-2024 RATES

*Calculated using 2021-2022 actual costs.*

1. Unallowed Costs .....	142,129
2. Restricted Direct + Unallowed Costs .....	12,326,758
3. Restricted Indirect - Unallowed Costs .....	307,416
4. Restricted Recovery Under or Over .....	-80,846
5. Restricted Net Cost - Unallowed Costs .....	226,570
6. Restricted Rate .....	1.84%
(Line 5 ÷ Line 2) × 100	
7. Unrestricted Direct + Unallowed Costs .....	10,714,339
8. Unrestricted Indirect - Unallowed Costs .....	1,919,835
9. Unrestricted Recovery Under or Over .....	-59,246
10. Unrestricted Net Cost - Unallowed Costs .....	1,860,589
11. Unrestricted Rate .....	17.37%
(Line 10 ÷ Line 7) × 100	

I certify that the information contained herein conforms with the criteria in the OMB uniform administrative requirements guidance under 2 CFR 200 and education department general administrative regulations (EDGAR) 34 CFR parts 75.561 and 76.561 (b) and (c) is correct to the best of my knowledge and belief. No costs other than those incurred by this agency have been included in the indirect cost rate application. The same costs that have been treated as indirect costs have not been and will not be claimed as direct costs, and similar types of costs have been accorded consistent treatment. All expenditures detailed on the application form have been made, and records supporting them have been maintained and are available for audit.

We hereby apply for the indirect cost rates as listed above.

Accepted and approved by the Kansas State Board of Education.

August 3, 2023

\_\_\_\_\_  
Date

\_\_\_\_\_  
Date

\_\_\_\_\_  
Superintendent or other authorized official

  
Dale Brungardt, Director of School Finance

Above rates were computed by using 2021-2022 actual data from the USD budget on file with the State Department of Education. Supplementary data was furnished by the local education agency.

Please submit signed copy by August 18, 2023 to KSDE's School Finance team by emailing to Katie Albright [kalbright@ksde.org](mailto:kalbright@ksde.org).

*Kansas leads the world in the success of each student.*

# INDIRECT COST RATES



## Title & Food Service Programs

D0467 LEOTI

2023-2024 RATES

*Calculated using 2021-2022 actual costs.*

1. Unallowed Costs .....	126,277
2. Restricted Direct + Unallowed Costs .....	5,263,516
3. Restricted Indirect - Unallowed Costs .....	251,443
4. Restricted Recovery Under or Over .....	34,007
5. Restricted Net Cost - Unallowed Costs .....	285,450
6. Restricted Rate .....	5.42%
(Line 5 ÷ Line 2) × 100	
7. Unrestricted Direct + Unallowed Costs .....	4,656,118
8. Unrestricted Indirect - Unallowed Costs .....	858,841
9. Unrestricted Recovery Under or Over .....	13,218
10. Unrestricted Net Cost - Unallowed Costs .....	872,059
11. Unrestricted Rate .....	18.73%
(Line 10 ÷ Line 7) × 100	

I certify that the information contained herein conforms with the criteria in the OMB uniform administrative requirements guidance under 2 CFR 200 and education department general administrative regulations (EDGAR) 34 CFR parts 75.561 and 76.561 (b) and (c) is correct to the best of my knowledge and belief. No costs other than those incurred by this agency have been included in the indirect cost rate application. The same costs that have been treated as indirect costs have not been and will not be claimed as direct costs, and similar types of costs have been accorded consistent treatment. All expenditures detailed on the application form have been made, and records supporting them have been maintained and are available for audit.

We hereby apply for the indirect cost rates as listed above.

Accepted and approved by the Kansas State Board of Education.

August 3, 2023

\_\_\_\_\_  
Date

\_\_\_\_\_  
Date

\_\_\_\_\_  
Superintendent or other authorized official

  
Dale Brungardt, Director of School Finance

Above rates were computed by using 2021-2022 actual data from the USD budget on file with the State Department of Education. Supplementary data was furnished by the local education agency.

Please submit signed copy by August 18, 2023 to KSDE's School Finance team by emailing to Katie Albright [kalbright@ksde.org](mailto:kalbright@ksde.org).

*Kansas leads the world in the success of each student.*

# INDIRECT COST RATES



## Title & Food Service Programs

D0468 HEALY PUBLIC SCHOOLS

2023-2024 RATES

*Calculated using 2021-2022 actual costs.*

1. Unallowed Costs .....	43,823
2. Restricted Direct + Unallowed Costs .....	1,148,070
3. Restricted Indirect - Unallowed Costs .....	93,694
4. Restricted Recovery Under or Over .....	-12,056
5. Restricted Net Cost - Unallowed Costs .....	81,638
6. Restricted Rate .....	7.11%
(Line 5 ÷ Line 2) × 100	
7. Unrestricted Direct + Unallowed Costs .....	1,078,334
8. Unrestricted Indirect - Unallowed Costs .....	163,430
9. Unrestricted Recovery Under or Over .....	-66,066
10. Unrestricted Net Cost - Unallowed Costs .....	97,364
11. Unrestricted Rate .....	9.03%
(Line 10 ÷ Line 7) × 100	

I certify that the information contained herein conforms with the criteria in the OMB uniform administrative requirements guidance under 2 CFR 200 and education department general administrative regulations (EDGAR) 34 CFR parts 75.561 and 76.561 (b) and (c) is correct to the best of my knowledge and belief. No costs other than those incurred by this agency have been included in the indirect cost rate application. The same costs that have been treated as indirect costs have not been and will not be claimed as direct costs, and similar types of costs have been accorded consistent treatment. All expenditures detailed on the application form have been made, and records supporting them have been maintained and are available for audit.

We hereby apply for the indirect cost rates as listed above.

Accepted and approved by the Kansas State Board of Education.

August 3, 2023

\_\_\_\_\_  
Date

\_\_\_\_\_  
Date

\_\_\_\_\_  
Superintendent or other authorized official

  
Dale Brungardt, Director of School Finance

Above rates were computed by using 2021-2022 actual data from the USD budget on file with the State Department of Education. Supplementary data was furnished by the local education agency.

Please submit signed copy by August 18, 2023 to KSDE's School Finance team by emailing to Katie Albright [kalbright@ksde.org](mailto:kalbright@ksde.org).

*Kansas leads the world in the success of each student.*



# INDIRECT COST RATES



## Title & Food Service Programs

D0469 LANSING

2023-2024 RATES

*Calculated using 2021-2022 actual costs.*

1. Unallowed Costs .....	238,249
2. Restricted Direct + Unallowed Costs .....	29,694,367
3. Restricted Indirect - Unallowed Costs .....	1,068,960
4. Restricted Recovery Under or Over .....	323,758
5. Restricted Net Cost - Unallowed Costs .....	1,392,718
6. Restricted Rate .....	4.69%
(Line 5 ÷ Line 2) × 100	
7. Unrestricted Direct + Unallowed Costs .....	26,755,426
8. Unrestricted Indirect - Unallowed Costs .....	4,007,901
9. Unrestricted Recovery Under or Over .....	811,391
10. Unrestricted Net Cost - Unallowed Costs .....	4,819,292
11. Unrestricted Rate .....	18.01%
(Line 10 ÷ Line 7) × 100	

I certify that the information contained herein conforms with the criteria in the OMB uniform administrative requirements guidance under 2 CFR 200 and education department general administrative regulations (EDGAR) 34 CFR parts 75.561 and 76.561 (b) and (c) is correct to the best of my knowledge and belief. No costs other than those incurred by this agency have been included in the indirect cost rate application. The same costs that have been treated as indirect costs have not been and will not be claimed as direct costs, and similar types of costs have been accorded consistent treatment. All expenditures detailed on the application form have been made, and records supporting them have been maintained and are available for audit.

We hereby apply for the indirect cost rates as listed above.

Accepted and approved by the Kansas State Board of Education.

August 3, 2023

\_\_\_\_\_  
Date

\_\_\_\_\_  
Date

\_\_\_\_\_  
Superintendent or other authorized official

  
Dale Brungardt, Director of School Finance

Above rates were computed by using 2021-2022 actual data from the USD budget on file with the State Department of Education. Supplementary data was furnished by the local education agency.

Please submit signed copy by August 18, 2023 to KSDE's School Finance team by emailing to Katie Albright [kalbright@ksde.org](mailto:kalbright@ksde.org).

*Kansas leads the world in the success of each student.*

# INDIRECT COST RATES



## Title & Food Service Programs

D0470 ARKANSAS CITY

2023-2024 RATES

*Calculated using 2021-2022 actual costs.*

1. Unallowed Costs .....	427,759
2. Restricted Direct + Unallowed Costs .....	36,925,538
3. Restricted Indirect - Unallowed Costs .....	540,216
4. Restricted Recovery Under or Over .....	-105,032
5. Restricted Net Cost - Unallowed Costs .....	435,184
6. Restricted Rate .....	1.18%
(Line 5 ÷ Line 2) × 100	
7. Unrestricted Direct + Unallowed Costs .....	33,438,206
8. Unrestricted Indirect - Unallowed Costs .....	4,027,548
9. Unrestricted Recovery Under or Over .....	-285,163
10. Unrestricted Net Cost - Unallowed Costs .....	3,742,385
11. Unrestricted Rate .....	11.19%
(Line 10 ÷ Line 7) × 100	

I certify that the information contained herein conforms with the criteria in the OMB uniform administrative requirements guidance under 2 CFR 200 and education department general administrative regulations (EDGAR) 34 CFR parts 75.561 and 76.561 (b) and (c) is correct to the best of my knowledge and belief. No costs other than those incurred by this agency have been included in the indirect cost rate application. The same costs that have been treated as indirect costs have not been and will not be claimed as direct costs, and similar types of costs have been accorded consistent treatment. All expenditures detailed on the application form have been made, and records supporting them have been maintained and are available for audit.

We hereby apply for the indirect cost rates as listed above.

Accepted and approved by the Kansas State Board of Education.

August 3, 2023

\_\_\_\_\_  
Date

\_\_\_\_\_  
Date

\_\_\_\_\_  
Superintendent or other authorized official

  
Dale Brungardt, Director of School Finance

Above rates were computed by using 2021-2022 actual data from the USD budget on file with the State Department of Education. Supplementary data was furnished by the local education agency.

Please submit signed copy by August 18, 2023 to KSDE's School Finance team by emailing to Katie Albright [kalbright@ksde.org](mailto:kalbright@ksde.org).

*Kansas leads the world in the success of each student.*

# INDIRECT COST RATES



## Title & Food Service Programs

D0471 DEXTER

2023-2024 RATES

*Calculated using 2021-2022 actual costs.*

1. Unallowed Costs .....	71,552
2. Restricted Direct + Unallowed Costs .....	3,371,290
3. Restricted Indirect - Unallowed Costs .....	218,526
4. Restricted Recovery Under or Over .....	-85,166
5. Restricted Net Cost - Unallowed Costs .....	133,360
6. Restricted Rate .....	3.96%
(Line 5 ÷ Line 2) × 100	
7. Unrestricted Direct + Unallowed Costs .....	2,971,138
8. Unrestricted Indirect - Unallowed Costs .....	618,678
9. Unrestricted Recovery Under or Over .....	-119,376
10. Unrestricted Net Cost - Unallowed Costs .....	499,302
11. Unrestricted Rate .....	16.81%
(Line 10 ÷ Line 7) × 100	

I certify that the information contained herein conforms with the criteria in the OMB uniform administrative requirements guidance under 2 CFR 200 and education department general administrative regulations (EDGAR) 34 CFR parts 75.561 and 76.561 (b) and (c) is correct to the best of my knowledge and belief. No costs other than those incurred by this agency have been included in the indirect cost rate application. The same costs that have been treated as indirect costs have not been and will not be claimed as direct costs, and similar types of costs have been accorded consistent treatment. All expenditures detailed on the application form have been made, and records supporting them have been maintained and are available for audit.

We hereby apply for the indirect cost rates as listed above.

Accepted and approved by the Kansas State Board of Education.

August 3, 2023

\_\_\_\_\_  
Date

\_\_\_\_\_  
Date

\_\_\_\_\_  
Superintendent or other authorized official

  
Dale Brungardt, Director of School Finance

Above rates were computed by using 2021-2022 actual data from the USD budget on file with the State Department of Education. Supplementary data was furnished by the local education agency.

Please submit signed copy by August 18, 2023 to KSDE's School Finance team by emailing to Katie Albright [kalbright@ksde.org](mailto:kalbright@ksde.org).

*Kansas leads the world in the success of each student.*

# INDIRECT COST RATES



## Title & Food Service Programs

D0473 CHAPMAN

2023-2024 RATES

*Calculated using 2021-2022 actual costs.*

1. Unallowed Costs .....	159,425
2. Restricted Direct + Unallowed Costs .....	13,892,306
3. Restricted Indirect - Unallowed Costs .....	365,850
4. Restricted Recovery Under or Over .....	-105,845
5. Restricted Net Cost - Unallowed Costs .....	260,005
6. Restricted Rate .....	1.87%
(Line 5 ÷ Line 2) × 100	
7. Unrestricted Direct + Unallowed Costs .....	12,546,170
8. Unrestricted Indirect - Unallowed Costs .....	1,711,986
9. Unrestricted Recovery Under or Over .....	-209,150
10. Unrestricted Net Cost - Unallowed Costs .....	1,502,836
11. Unrestricted Rate .....	11.98%
(Line 10 ÷ Line 7) × 100	

I certify that the information contained herein conforms with the criteria in the OMB uniform administrative requirements guidance under 2 CFR 200 and education department general administrative regulations (EDGAR) 34 CFR parts 75.561 and 76.561 (b) and (c) is correct to the best of my knowledge and belief. No costs other than those incurred by this agency have been included in the indirect cost rate application. The same costs that have been treated as indirect costs have not been and will not be claimed as direct costs, and similar types of costs have been accorded consistent treatment. All expenditures detailed on the application form have been made, and records supporting them have been maintained and are available for audit.

We hereby apply for the indirect cost rates as listed above.


Accepted and approved by the Kansas State Board of Education.

August 3, 2023

\_\_\_\_\_  
Date

\_\_\_\_\_  
Date

\_\_\_\_\_  
Superintendent or other authorized official

  
Dale Brungardt, Director of School Finance

Above rates were computed by using 2021-2022 actual data from the USD budget on file with the State Department of Education. Supplementary data was furnished by the local education agency.

Please submit signed copy by August 18, 2023 to KSDE's School Finance team by emailing to Katie Albright [kalbright@ksde.org](mailto:kalbright@ksde.org).

*Kansas leads the world in the success of each student.*

# INDIRECT COST RATES



## Title & Food Service Programs

D0474 HAVILAND

2023-2024 RATES

*Calculated using 2021-2022 actual costs.*

1. Unallowed Costs .....	57,577
2. Restricted Direct + Unallowed Costs .....	1,897,572
3. Restricted Indirect - Unallowed Costs .....	229,637
4. Restricted Recovery Under or Over .....	31,798
5. Restricted Net Cost - Unallowed Costs .....	261,435
6. Restricted Rate .....	13.78%
(Line 5 ÷ Line 2) × 100	
7. Unrestricted Direct + Unallowed Costs .....	1,679,848
8. Unrestricted Indirect - Unallowed Costs .....	447,361
9. Unrestricted Recovery Under or Over .....	91,910
10. Unrestricted Net Cost - Unallowed Costs .....	539,271
11. Unrestricted Rate .....	32.10%
(Line 10 ÷ Line 7) × 100	

I certify that the information contained herein conforms with the criteria in the OMB uniform administrative requirements guidance under 2 CFR 200 and education department general administrative regulations (EDGAR) 34 CFR parts 75.561 and 76.561 (b) and (c) is correct to the best of my knowledge and belief. No costs other than those incurred by this agency have been included in the indirect cost rate application. The same costs that have been treated as indirect costs have not been and will not be claimed as direct costs, and similar types of costs have been accorded consistent treatment. All expenditures detailed on the application form have been made, and records supporting them have been maintained and are available for audit.

We hereby apply for the indirect cost rates as listed above.

Accepted and approved by the Kansas State Board of Education.

August 3, 2023

\_\_\_\_\_  
Date

\_\_\_\_\_  
Date

\_\_\_\_\_  
Superintendent or other authorized official

  
Dale Brungardt, Director of School Finance

Above rates were computed by using 2021-2022 actual data from the USD budget on file with the State Department of Education. Supplementary data was furnished by the local education agency.

Please submit signed copy by August 18, 2023 to KSDE's School Finance team by emailing to Katie Albright [kalbright@ksde.org](mailto:kalbright@ksde.org).

*Kansas leads the world in the success of each student.*

# INDIRECT COST RATES



## Title & Food Service Programs

D0475 GEARY COUNTY SCHOOLS

2023-2024 RATES

*Calculated using 2021-2022 actual costs.*

1. Unallowed Costs .....	798,553
2. Restricted Direct + Unallowed Costs .....	95,785,990
3. Restricted Indirect - Unallowed Costs .....	3,524,352
4. Restricted Recovery Under or Over .....	235,031
5. Restricted Net Cost - Unallowed Costs .....	3,759,383
6. Restricted Rate .....	3.92%
(Line 5 ÷ Line 2) × 100	
7. Unrestricted Direct + Unallowed Costs .....	86,248,454
8. Unrestricted Indirect - Unallowed Costs .....	13,061,888
9. Unrestricted Recovery Under or Over .....	2,819,620
10. Unrestricted Net Cost - Unallowed Costs .....	15,881,508
11. Unrestricted Rate .....	18.41%
(Line 10 ÷ Line 7) × 100	

I certify that the information contained herein conforms with the criteria in the OMB uniform administrative requirements guidance under 2 CFR 200 and education department general administrative regulations (EDGAR) 34 CFR parts 75.561 and 76.561 (b) and (c) is correct to the best of my knowledge and belief. No costs other than those incurred by this agency have been included in the indirect cost rate application. The same costs that have been treated as indirect costs have not been and will not be claimed as direct costs, and similar types of costs have been accorded consistent treatment. All expenditures detailed on the application form have been made, and records supporting them have been maintained and are available for audit.

We hereby apply for the indirect cost rates as listed above.

Accepted and approved by the Kansas State Board of Education.

August 3, 2023

\_\_\_\_\_  
Date

\_\_\_\_\_  
Date

\_\_\_\_\_  
Superintendent or other authorized official

  
Dale Brungardt, Director of School Finance

Above rates were computed by using 2021-2022 actual data from the USD budget on file with the State Department of Education. Supplementary data was furnished by the local education agency.

Please submit signed copy by August 18, 2023 to KSDE's School Finance team by emailing to Katie Albright [kalbright@ksde.org](mailto:kalbright@ksde.org).

*Kansas leads the world in the success of each student.*

# INDIRECT COST RATES



## Title & Food Service Programs

D0476 COPELAND

2023-2024 RATES

*Calculated using 2021-2022 actual costs.*

1. Unallowed Costs .....	65,764
2. Restricted Direct + Unallowed Costs .....	1,831,785
3. Restricted Indirect - Unallowed Costs .....	213,773
4. Restricted Recovery Under or Over .....	7,556
5. Restricted Net Cost - Unallowed Costs .....	221,329
6. Restricted Rate .....	12.08%
(Line 5 ÷ Line 2) × 100	
7. Unrestricted Direct + Unallowed Costs .....	1,579,610
8. Unrestricted Indirect - Unallowed Costs .....	465,948
9. Unrestricted Recovery Under or Over .....	29,542
10. Unrestricted Net Cost - Unallowed Costs .....	495,490
11. Unrestricted Rate .....	31.37%
(Line 10 ÷ Line 7) × 100	

I certify that the information contained herein conforms with the criteria in the OMB uniform administrative requirements guidance under 2 CFR 200 and education department general administrative regulations (EDGAR) 34 CFR parts 75.561 and 76.561 (b) and (c) is correct to the best of my knowledge and belief. No costs other than those incurred by this agency have been included in the indirect cost rate application. The same costs that have been treated as indirect costs have not been and will not be claimed as direct costs, and similar types of costs have been accorded consistent treatment. All expenditures detailed on the application form have been made, and records supporting them have been maintained and are available for audit.

We hereby apply for the indirect cost rates as listed above.

Accepted and approved by the Kansas State Board of Education.

August 3, 2023

\_\_\_\_\_  
Date

\_\_\_\_\_  
Date

\_\_\_\_\_  
Superintendent or other authorized official

  
Dale Brungardt, Director of School Finance

Above rates were computed by using 2021-2022 actual data from the USD budget on file with the State Department of Education. Supplementary data was furnished by the local education agency.

Please submit signed copy by August 18, 2023 to KSDE's School Finance team by emailing to Katie Albright [kalbright@ksde.org](mailto:kalbright@ksde.org).

*Kansas leads the world in the success of each student.*

# INDIRECT COST RATES



## Title & Food Service Programs

D0477 INGALLS

2023-2024 RATES

*Calculated using 2021-2022 actual costs.*

1. Unallowed Costs .....	61,179
2. Restricted Direct + Unallowed Costs .....	3,739,348
3. Restricted Indirect - Unallowed Costs .....	140,442
4. Restricted Recovery Under or Over .....	-36,497
5. Restricted Net Cost - Unallowed Costs .....	103,945
6. Restricted Rate .....	2.78%
(Line 5 ÷ Line 2) × 100	
7. Unrestricted Direct + Unallowed Costs .....	3,218,808
8. Unrestricted Indirect - Unallowed Costs .....	660,982
9. Unrestricted Recovery Under or Over .....	114,101
10. Unrestricted Net Cost - Unallowed Costs .....	775,083
11. Unrestricted Rate .....	24.08%
(Line 10 ÷ Line 7) × 100	

I certify that the information contained herein conforms with the criteria in the OMB uniform administrative requirements guidance under 2 CFR 200 and education department general administrative regulations (EDGAR) 34 CFR parts 75.561 and 76.561 (b) and (c) is correct to the best of my knowledge and belief. No costs other than those incurred by this agency have been included in the indirect cost rate application. The same costs that have been treated as indirect costs have not been and will not be claimed as direct costs, and similar types of costs have been accorded consistent treatment. All expenditures detailed on the application form have been made, and records supporting them have been maintained and are available for audit.

We hereby apply for the indirect cost rates as listed above.

Accepted and approved by the Kansas State Board of Education.

August 3, 2023

\_\_\_\_\_  
Date

\_\_\_\_\_  
Date

\_\_\_\_\_  
Superintendent or other authorized official

  
Dale Brungardt, Director of School Finance

Above rates were computed by using 2021-2022 actual data from the USD budget on file with the State Department of Education. Supplementary data was furnished by the local education agency.

Please submit signed copy by August 18, 2023 to KSDE's School Finance team by emailing to Katie Albright [kalbright@ksde.org](mailto:kalbright@ksde.org).

*Kansas leads the world in the success of each student.*



# INDIRECT COST RATES



## Title & Food Service Programs

D0479 CREST

2023-2024 RATES

*Calculated using 2021-2022 actual costs.*

1. Unallowed Costs .....	51,825
2. Restricted Direct + Unallowed Costs .....	3,448,194
3. Restricted Indirect - Unallowed Costs .....	139,891
4. Restricted Recovery Under or Over .....	28,224
5. Restricted Net Cost - Unallowed Costs .....	168,115
6. Restricted Rate .....	4.88%
(Line 5 ÷ Line 2) × 100	
7. Unrestricted Direct + Unallowed Costs .....	3,145,926
8. Unrestricted Indirect - Unallowed Costs .....	442,159
9. Unrestricted Recovery Under or Over .....	-124,320
10. Unrestricted Net Cost - Unallowed Costs .....	317,839
11. Unrestricted Rate .....	10.10%
(Line 10 ÷ Line 7) × 100	

I certify that the information contained herein conforms with the criteria in the OMB uniform administrative requirements guidance under 2 CFR 200 and education department general administrative regulations (EDGAR) 34 CFR parts 75.561 and 76.561 (b) and (c) is correct to the best of my knowledge and belief. No costs other than those incurred by this agency have been included in the indirect cost rate application. The same costs that have been treated as indirect costs have not been and will not be claimed as direct costs, and similar types of costs have been accorded consistent treatment. All expenditures detailed on the application form have been made, and records supporting them have been maintained and are available for audit.

We hereby apply for the indirect cost rates as listed above.

Accepted and approved by the Kansas State Board of Education.

August 3, 2023

\_\_\_\_\_  
Date

\_\_\_\_\_  
Date

\_\_\_\_\_  
Superintendent or other authorized official

  
Dale Brungardt, Director of School Finance

Above rates were computed by using 2021-2022 actual data from the USD budget on file with the State Department of Education. Supplementary data was furnished by the local education agency.

Please submit signed copy by August 18, 2023 to KSDE's School Finance team by emailing to Katie Albright [kalbright@ksde.org](mailto:kalbright@ksde.org).

*Kansas leads the world in the success of each student.*

# INDIRECT COST RATES



## Title & Food Service Programs

D0480 LIBERAL

2023-2024 RATES

*Calculated using 2021-2022 actual costs.*

1. Unallowed Costs .....	569,025
2. Restricted Direct + Unallowed Costs .....	54,442,652
3. Restricted Indirect - Unallowed Costs .....	1,502,813
4. Restricted Recovery Under or Over .....	-60,050
5. Restricted Net Cost - Unallowed Costs .....	1,442,763
6. Restricted Rate .....	2.65%
(Line 5 ÷ Line 2) × 100	
7. Unrestricted Direct + Unallowed Costs .....	46,747,281
8. Unrestricted Indirect - Unallowed Costs .....	9,198,184
9. Unrestricted Recovery Under or Over .....	137,615
10. Unrestricted Net Cost - Unallowed Costs .....	9,335,799
11. Unrestricted Rate .....	19.97%
(Line 10 ÷ Line 7) × 100	

I certify that the information contained herein conforms with the criteria in the OMB uniform administrative requirements guidance under 2 CFR 200 and education department general administrative regulations (EDGAR) 34 CFR parts 75.561 and 76.561 (b) and (c) is correct to the best of my knowledge and belief. No costs other than those incurred by this agency have been included in the indirect cost rate application. The same costs that have been treated as indirect costs have not been and will not be claimed as direct costs, and similar types of costs have been accorded consistent treatment. All expenditures detailed on the application form have been made, and records supporting them have been maintained and are available for audit.

We hereby apply for the indirect cost rates as listed above.

Accepted and approved by the Kansas State Board of Education.

August 3, 2023

\_\_\_\_\_  
Date

\_\_\_\_\_  
Date

\_\_\_\_\_  
Superintendent or other authorized official

  
Dale Brungardt, Director of School Finance

Above rates were computed by using 2021-2022 actual data from the USD budget on file with the State Department of Education. Supplementary data was furnished by the local education agency.

Please submit signed copy by August 18, 2023 to KSDE's School Finance team by emailing to Katie Albright [kalbright@ksde.org](mailto:kalbright@ksde.org).

*Kansas leads the world in the success of each student.*

# INDIRECT COST RATES



## Title & Food Service Programs

D0481 RURAL VISTA

2023-2024 RATES

*Calculated using 2021-2022 actual costs.*

1. Unallowed Costs .....	44,674
2. Restricted Direct + Unallowed Costs .....	4,419,500
3. Restricted Indirect - Unallowed Costs .....	142,251
4. Restricted Recovery Under or Over .....	-213,163
5. Restricted Net Cost - Unallowed Costs .....	-70,912
6. Restricted Rate .....	0.00%
(Line 5 ÷ Line 2) × 100	
7. Unrestricted Direct + Unallowed Costs .....	4,017,581
8. Unrestricted Indirect - Unallowed Costs .....	544,170
9. Unrestricted Recovery Under or Over .....	-268,639
10. Unrestricted Net Cost - Unallowed Costs .....	275,531
11. Unrestricted Rate .....	6.86%
(Line 10 ÷ Line 7) × 100	

I certify that the information contained herein conforms with the criteria in the OMB uniform administrative requirements guidance under 2 CFR 200 and education department general administrative regulations (EDGAR) 34 CFR parts 75.561 and 76.561 (b) and (c) is correct to the best of my knowledge and belief. No costs other than those incurred by this agency have been included in the indirect cost rate application. The same costs that have been treated as indirect costs have not been and will not be claimed as direct costs, and similar types of costs have been accorded consistent treatment. All expenditures detailed on the application form have been made, and records supporting them have been maintained and are available for audit.

We hereby apply for the indirect cost rates as listed above.


Accepted and approved by the Kansas State Board of Education.

August 3, 2023

\_\_\_\_\_  
Date

\_\_\_\_\_  
Date

\_\_\_\_\_  
Superintendent or other authorized official

  
Dale Brungardt, Director of School Finance

Above rates were computed by using 2021-2022 actual data from the USD budget on file with the State Department of Education. Supplementary data was furnished by the local education agency.

Please submit signed copy by August 18, 2023 to KSDE's School Finance team by emailing to Katie Albright [kalbright@ksde.org](mailto:kalbright@ksde.org).

*Kansas leads the world in the success of each student.*

# INDIRECT COST RATES



## Title & Food Service Programs

D0482 DIGHTON

2023-2024 RATES

*Calculated using 2021-2022 actual costs.*

1. Unallowed Costs .....	113,438
2. Restricted Direct + Unallowed Costs .....	3,400,353
3. Restricted Indirect - Unallowed Costs .....	303,449
4. Restricted Recovery Under or Over .....	-3,178
5. Restricted Net Cost - Unallowed Costs .....	300,271
6. Restricted Rate .....	8.83%
(Line 5 ÷ Line 2) × 100	
7. Unrestricted Direct + Unallowed Costs .....	2,899,233
8. Unrestricted Indirect - Unallowed Costs .....	804,569
9. Unrestricted Recovery Under or Over .....	10,644
10. Unrestricted Net Cost - Unallowed Costs .....	815,213
11. Unrestricted Rate .....	28.12%
(Line 10 ÷ Line 7) × 100	

I certify that the information contained herein conforms with the criteria in the OMB uniform administrative requirements guidance under 2 CFR 200 and education department general administrative regulations (EDGAR) 34 CFR parts 75.561 and 76.561 (b) and (c) is correct to the best of my knowledge and belief. No costs other than those incurred by this agency have been included in the indirect cost rate application. The same costs that have been treated as indirect costs have not been and will not be claimed as direct costs, and similar types of costs have been accorded consistent treatment. All expenditures detailed on the application form have been made, and records supporting them have been maintained and are available for audit.

We hereby apply for the indirect cost rates as listed above.

Accepted and approved by the Kansas State Board of Education.

August 3, 2023

\_\_\_\_\_  
Date

\_\_\_\_\_  
Date

\_\_\_\_\_  
Superintendent or other authorized official

  
Dale Brungardt, Director of School Finance

Above rates were computed by using 2021-2022 actual data from the USD budget on file with the State Department of Education. Supplementary data was furnished by the local education agency.

Please submit signed copy by August 18, 2023 to KSDE's School Finance team by emailing to Katie Albright [kalbright@ksde.org](mailto:kalbright@ksde.org).

*Kansas leads the world in the success of each student.*

# INDIRECT COST RATES



## Title & Food Service Programs

D0483 KISMET-PLAINS

2023-2024 RATES

*Calculated using 2021-2022 actual costs.*

1. Unallowed Costs .....	135,189
2. Restricted Direct + Unallowed Costs .....	9,423,572
3. Restricted Indirect - Unallowed Costs .....	278,078
4. Restricted Recovery Under or Over .....	30,731
5. Restricted Net Cost - Unallowed Costs .....	308,809
6. Restricted Rate .....	3.28%
(Line 5 ÷ Line 2) × 100	
7. Unrestricted Direct + Unallowed Costs .....	8,407,858
8. Unrestricted Indirect - Unallowed Costs .....	1,293,792
9. Unrestricted Recovery Under or Over .....	46,441
10. Unrestricted Net Cost - Unallowed Costs .....	1,340,233
11. Unrestricted Rate .....	15.94%
(Line 10 ÷ Line 7) × 100	

I certify that the information contained herein conforms with the criteria in the OMB uniform administrative requirements guidance under 2 CFR 200 and education department general administrative regulations (EDGAR) 34 CFR parts 75.561 and 76.561 (b) and (c) is correct to the best of my knowledge and belief. No costs other than those incurred by this agency have been included in the indirect cost rate application. The same costs that have been treated as indirect costs have not been and will not be claimed as direct costs, and similar types of costs have been accorded consistent treatment. All expenditures detailed on the application form have been made, and records supporting them have been maintained and are available for audit.

We hereby apply for the indirect cost rates as listed above.

Accepted and approved by the Kansas State Board of Education.

August 3, 2023

\_\_\_\_\_  
Date

\_\_\_\_\_  
Date

\_\_\_\_\_  
Superintendent or other authorized official

  
Dale Brungardt, Director of School Finance

Above rates were computed by using 2021-2022 actual data from the USD budget on file with the State Department of Education. Supplementary data was furnished by the local education agency.

Please submit signed copy by August 18, 2023 to KSDE's School Finance team by emailing to Katie Albright [kalbright@ksde.org](mailto:kalbright@ksde.org).

*Kansas leads the world in the success of each student.*

# INDIRECT COST RATES



## Title & Food Service Programs

D0484 FREDONIA

2023-2024 RATES

*Calculated using 2021-2022 actual costs.*

1. Unallowed Costs .....	157,794
2. Restricted Direct + Unallowed Costs .....	8,746,501
3. Restricted Indirect - Unallowed Costs .....	356,532
4. Restricted Recovery Under or Over .....	60,064
5. Restricted Net Cost - Unallowed Costs .....	416,596
6. Restricted Rate .....	4.76%
(Line 5 ÷ Line 2) × 100	
7. Unrestricted Direct + Unallowed Costs .....	7,967,480
8. Unrestricted Indirect - Unallowed Costs .....	1,135,553
9. Unrestricted Recovery Under or Over .....	34,531
10. Unrestricted Net Cost - Unallowed Costs .....	1,170,084
11. Unrestricted Rate .....	14.69%
(Line 10 ÷ Line 7) × 100	

I certify that the information contained herein conforms with the criteria in the OMB uniform administrative requirements guidance under 2 CFR 200 and education department general administrative regulations (EDGAR) 34 CFR parts 75.561 and 76.561 (b) and (c) is correct to the best of my knowledge and belief. No costs other than those incurred by this agency have been included in the indirect cost rate application. The same costs that have been treated as indirect costs have not been and will not be claimed as direct costs, and similar types of costs have been accorded consistent treatment. All expenditures detailed on the application form have been made, and records supporting them have been maintained and are available for audit.

We hereby apply for the indirect cost rates as listed above.

Accepted and approved by the Kansas State Board of Education.

August 3, 2023

\_\_\_\_\_  
Date

\_\_\_\_\_  
Date

\_\_\_\_\_  
Superintendent or other authorized official

  
Dale Brungardt, Director of School Finance

Above rates were computed by using 2021-2022 actual data from the USD budget on file with the State Department of Education. Supplementary data was furnished by the local education agency.

Please submit signed copy by August 18, 2023 to KSDE's School Finance team by emailing to Katie Albright [kalbright@ksde.org](mailto:kalbright@ksde.org).

*Kansas leads the world in the success of each student.*

# INDIRECT COST RATES



## Title & Food Service Programs

D0487 HERINGTON

2023-2024 RATES

*Calculated using 2021-2022 actual costs.*

1. Unallowed Costs .....	192,878
2. Restricted Direct + Unallowed Costs .....	6,459,018
3. Restricted Indirect - Unallowed Costs .....	168,525
4. Restricted Recovery Under or Over .....	10,402
5. Restricted Net Cost - Unallowed Costs .....	178,927
6. Restricted Rate .....	2.77%
(Line 5 ÷ Line 2) × 100	
7. Unrestricted Direct + Unallowed Costs .....	5,861,200
8. Unrestricted Indirect - Unallowed Costs .....	766,343
9. Unrestricted Recovery Under or Over .....	36,284
10. Unrestricted Net Cost - Unallowed Costs .....	802,627
11. Unrestricted Rate .....	13.69%
(Line 10 ÷ Line 7) × 100	

I certify that the information contained herein conforms with the criteria in the OMB uniform administrative requirements guidance under 2 CFR 200 and education department general administrative regulations (EDGAR) 34 CFR parts 75.561 and 76.561 (b) and (c) is correct to the best of my knowledge and belief. No costs other than those incurred by this agency have been included in the indirect cost rate application. The same costs that have been treated as indirect costs have not been and will not be claimed as direct costs, and similar types of costs have been accorded consistent treatment. All expenditures detailed on the application form have been made, and records supporting them have been maintained and are available for audit.

We hereby apply for the indirect cost rates as listed above.

Accepted and approved by the Kansas State Board of Education.

August 3, 2023

\_\_\_\_\_  
Date

\_\_\_\_\_  
Date

\_\_\_\_\_  
Superintendent or other authorized official

  
Dale Brungardt, Director of School Finance

Above rates were computed by using 2021-2022 actual data from the USD budget on file with the State Department of Education. Supplementary data was furnished by the local education agency.

Please submit signed copy by August 18, 2023 to KSDE's School Finance team by emailing to Katie Albright [kalbright@ksde.org](mailto:kalbright@ksde.org).

*Kansas leads the world in the success of each student.*

# INDIRECT COST RATES



## Title & Food Service Programs

D0489 HAYS

2023-2024 RATES

*Calculated using 2021-2022 actual costs.*

1. Unallowed Costs .....	552,350
2. Restricted Direct + Unallowed Costs .....	38,873,176
3. Restricted Indirect - Unallowed Costs .....	1,568,606
4. Restricted Recovery Under or Over .....	546,241
5. Restricted Net Cost - Unallowed Costs .....	2,114,847
6. Restricted Rate .....	5.44%
(Line 5 ÷ Line 2) × 100	
7. Unrestricted Direct + Unallowed Costs .....	35,667,954
8. Unrestricted Indirect - Unallowed Costs .....	4,773,828
9. Unrestricted Recovery Under or Over .....	-523,676
10. Unrestricted Net Cost - Unallowed Costs .....	4,250,152
11. Unrestricted Rate .....	11.92%
(Line 10 ÷ Line 7) × 100	

I certify that the information contained herein conforms with the criteria in the OMB uniform administrative requirements guidance under 2 CFR 200 and education department general administrative regulations (EDGAR) 34 CFR parts 75.561 and 76.561 (b) and (c) is correct to the best of my knowledge and belief. No costs other than those incurred by this agency have been included in the indirect cost rate application. The same costs that have been treated as indirect costs have not been and will not be claimed as direct costs, and similar types of costs have been accorded consistent treatment. All expenditures detailed on the application form have been made, and records supporting them have been maintained and are available for audit.

We hereby apply for the indirect cost rates as listed above.

Accepted and approved by the Kansas State Board of Education.

August 3, 2023

\_\_\_\_\_  
Date

\_\_\_\_\_  
Date

\_\_\_\_\_  
Superintendent or other authorized official

  
Dale Brungardt, Director of School Finance

Above rates were computed by using 2021-2022 actual data from the USD budget on file with the State Department of Education. Supplementary data was furnished by the local education agency.

Please submit signed copy by August 18, 2023 to KSDE's School Finance team by emailing to Katie Albright [kalbright@ksde.org](mailto:kalbright@ksde.org).

*Kansas leads the world in the success of each student.*



# INDIRECT COST RATES



## Title & Food Service Programs

D0490 EL DORADO

2023-2024 RATES

*Calculated using 2021-2022 actual costs.*

1. Unallowed Costs .....	269,660
2. Restricted Direct + Unallowed Costs .....	21,787,985
3. Restricted Indirect - Unallowed Costs .....	544,864
4. Restricted Recovery Under or Over .....	304,169
5. Restricted Net Cost - Unallowed Costs .....	849,033
6. Restricted Rate .....	3.90%
(Line 5 ÷ Line 2) × 100	
7. Unrestricted Direct + Unallowed Costs .....	19,351,396
8. Unrestricted Indirect - Unallowed Costs .....	2,981,453
9. Unrestricted Recovery Under or Over .....	445,507
10. Unrestricted Net Cost - Unallowed Costs .....	3,426,960
11. Unrestricted Rate .....	17.71%
(Line 10 ÷ Line 7) × 100	

I certify that the information contained herein conforms with the criteria in the OMB uniform administrative requirements guidance under 2 CFR 200 and education department general administrative regulations (EDGAR) 34 CFR parts 75.561 and 76.561 (b) and (c) is correct to the best of my knowledge and belief. No costs other than those incurred by this agency have been included in the indirect cost rate application. The same costs that have been treated as indirect costs have not been and will not be claimed as direct costs, and similar types of costs have been accorded consistent treatment. All expenditures detailed on the application form have been made, and records supporting them have been maintained and are available for audit.

We hereby apply for the indirect cost rates as listed above.

Accepted and approved by the Kansas State Board of Education.

August 3, 2023

\_\_\_\_\_  
Date

\_\_\_\_\_  
Date

\_\_\_\_\_  
Superintendent or other authorized official

  
Dale Brungardt, Director of School Finance

Above rates were computed by using 2021-2022 actual data from the USD budget on file with the State Department of Education. Supplementary data was furnished by the local education agency.

Please submit signed copy by August 18, 2023 to KSDE's School Finance team by emailing to Katie Albright [kalbright@ksde.org](mailto:kalbright@ksde.org).

*Kansas leads the world in the success of each student.*

# INDIRECT COST RATES



## Title & Food Service Programs

D0491 EUDORA

2023-2024 RATES

*Calculated using 2021-2022 actual costs.*

1. Unallowed Costs .....	166,914
2. Restricted Direct + Unallowed Costs .....	18,662,062
3. Restricted Indirect - Unallowed Costs .....	1,118,544
4. Restricted Recovery Under or Over .....	450,666
5. Restricted Net Cost - Unallowed Costs .....	1,569,210
6. Restricted Rate .....	8.41%
(Line 5 ÷ Line 2) × 100	
7. Unrestricted Direct + Unallowed Costs .....	18,124,746
8. Unrestricted Indirect - Unallowed Costs .....	1,655,860
9. Unrestricted Recovery Under or Over .....	-299,426
10. Unrestricted Net Cost - Unallowed Costs .....	1,356,434
11. Unrestricted Rate .....	7.48%
(Line 10 ÷ Line 7) × 100	

I certify that the information contained herein conforms with the criteria in the OMB uniform administrative requirements guidance under 2 CFR 200 and education department general administrative regulations (EDGAR) 34 CFR parts 75.561 and 76.561 (b) and (c) is correct to the best of my knowledge and belief. No costs other than those incurred by this agency have been included in the indirect cost rate application. The same costs that have been treated as indirect costs have not been and will not be claimed as direct costs, and similar types of costs have been accorded consistent treatment. All expenditures detailed on the application form have been made, and records supporting them have been maintained and are available for audit.

We hereby apply for the indirect cost rates as listed above.


Accepted and approved by the Kansas State Board of Education.

August 3, 2023

\_\_\_\_\_  
Date

\_\_\_\_\_  
Date

\_\_\_\_\_  
Superintendent or other authorized official

  
Dale Brungardt, Director of School Finance

Above rates were computed by using 2021-2022 actual data from the USD budget on file with the State Department of Education. Supplementary data was furnished by the local education agency.

Please submit signed copy by August 18, 2023 to KSDE's School Finance team by emailing to Katie Albright [kalbright@ksde.org](mailto:kalbright@ksde.org).

*Kansas leads the world in the success of each student.*

# INDIRECT COST RATES



## Title & Food Service Programs

D0492 FLINTHILLS

2023-2024 RATES

*Calculated using 2021-2022 actual costs.*

1. Unallowed Costs .....	198,945
2. Restricted Direct + Unallowed Costs .....	4,471,774
3. Restricted Indirect - Unallowed Costs .....	59,561
4. Restricted Recovery Under or Over .....	-13,832
5. Restricted Net Cost - Unallowed Costs .....	45,729
6. Restricted Rate .....	1.02%
(Line 5 ÷ Line 2) × 100	
7. Unrestricted Direct + Unallowed Costs .....	4,040,598
8. Unrestricted Indirect - Unallowed Costs .....	490,737
9. Unrestricted Recovery Under or Over .....	-19,533
10. Unrestricted Net Cost - Unallowed Costs .....	471,204
11. Unrestricted Rate .....	11.66%
(Line 10 ÷ Line 7) × 100	

I certify that the information contained herein conforms with the criteria in the OMB uniform administrative requirements guidance under 2 CFR 200 and education department general administrative regulations (EDGAR) 34 CFR parts 75.561 and 76.561 (b) and (c) is correct to the best of my knowledge and belief. No costs other than those incurred by this agency have been included in the indirect cost rate application. The same costs that have been treated as indirect costs have not been and will not be claimed as direct costs, and similar types of costs have been accorded consistent treatment. All expenditures detailed on the application form have been made, and records supporting them have been maintained and are available for audit.

We hereby apply for the indirect cost rates as listed above.

Accepted and approved by the Kansas State Board of Education.

August 3, 2023

\_\_\_\_\_  
Date

\_\_\_\_\_  
Date

\_\_\_\_\_  
Superintendent or other authorized official

  
Dale Brungardt, Director of School Finance

Above rates were computed by using 2021-2022 actual data from the USD budget on file with the State Department of Education. Supplementary data was furnished by the local education agency.

Please submit signed copy by August 18, 2023 to KSDE's School Finance team by emailing to Katie Albright [kalbright@ksde.org](mailto:kalbright@ksde.org).

*Kansas leads the world in the success of each student.*

# INDIRECT COST RATES



## Title & Food Service Programs

D0493 COLUMBUS

2023-2024 RATES

*Calculated using 2021-2022 actual costs.*

1. Unallowed Costs .....	173,195
2. Restricted Direct + Unallowed Costs .....	12,360,680
3. Restricted Indirect - Unallowed Costs .....	695,936
4. Restricted Recovery Under or Over .....	88,263
5. Restricted Net Cost - Unallowed Costs .....	784,199
6. Restricted Rate .....	6.34%
(Line 5 ÷ Line 2) × 100	
7. Unrestricted Direct + Unallowed Costs .....	11,415,995
8. Unrestricted Indirect - Unallowed Costs .....	1,640,621
9. Unrestricted Recovery Under or Over .....	-308,917
10. Unrestricted Net Cost - Unallowed Costs .....	1,331,704
11. Unrestricted Rate .....	11.67%
(Line 10 ÷ Line 7) × 100	

I certify that the information contained herein conforms with the criteria in the OMB uniform administrative requirements guidance under 2 CFR 200 and education department general administrative regulations (EDGAR) 34 CFR parts 75.561 and 76.561 (b) and (c) is correct to the best of my knowledge and belief. No costs other than those incurred by this agency have been included in the indirect cost rate application. The same costs that have been treated as indirect costs have not been and will not be claimed as direct costs, and similar types of costs have been accorded consistent treatment. All expenditures detailed on the application form have been made, and records supporting them have been maintained and are available for audit.

We hereby apply for the indirect cost rates as listed above.

Accepted and approved by the Kansas State Board of Education.

August 3, 2023

\_\_\_\_\_  
Date

\_\_\_\_\_  
Date

\_\_\_\_\_  
Superintendent or other authorized official

  
Dale Brungardt, Director of School Finance

Above rates were computed by using 2021-2022 actual data from the USD budget on file with the State Department of Education. Supplementary data was furnished by the local education agency.

Please submit signed copy by August 18, 2023 to KSDE's School Finance team by emailing to Katie Albright [kalbright@ksde.org](mailto:kalbright@ksde.org).

*Kansas leads the world in the success of each student.*

# INDIRECT COST RATES



## Title & Food Service Programs

D0494 SYRACUSE

2023-2024 RATES

*Calculated using 2021-2022 actual costs.*

1. Unallowed Costs .....	124,651
2. Restricted Direct + Unallowed Costs .....	7,467,063
3. Restricted Indirect - Unallowed Costs .....	395,833
4. Restricted Recovery Under or Over .....	-85,224
5. Restricted Net Cost - Unallowed Costs .....	310,609
6. Restricted Rate .....	4.16%
(Line 5 ÷ Line 2) × 100	
7. Unrestricted Direct + Unallowed Costs .....	6,290,800
8. Unrestricted Indirect - Unallowed Costs .....	1,572,096
9. Unrestricted Recovery Under or Over .....	108,797
10. Unrestricted Net Cost - Unallowed Costs .....	1,680,893
11. Unrestricted Rate .....	26.72%
(Line 10 ÷ Line 7) × 100	

I certify that the information contained herein conforms with the criteria in the OMB uniform administrative requirements guidance under 2 CFR 200 and education department general administrative regulations (EDGAR) 34 CFR parts 75.561 and 76.561 (b) and (c) is correct to the best of my knowledge and belief. No costs other than those incurred by this agency have been included in the indirect cost rate application. The same costs that have been treated as indirect costs have not been and will not be claimed as direct costs, and similar types of costs have been accorded consistent treatment. All expenditures detailed on the application form have been made, and records supporting them have been maintained and are available for audit.

We hereby apply for the indirect cost rates as listed above.

Accepted and approved by the Kansas State Board of Education.

August 3, 2023

\_\_\_\_\_  
Date

\_\_\_\_\_  
Date

\_\_\_\_\_  
Superintendent or other authorized official

  
Dale Brungardt, Director of School Finance

Above rates were computed by using 2021-2022 actual data from the USD budget on file with the State Department of Education. Supplementary data was furnished by the local education agency.

Please submit signed copy by August 18, 2023 to KSDE's School Finance team by emailing to Katie Albright [kalbright@ksde.org](mailto:kalbright@ksde.org).

*Kansas leads the world in the success of each student.*

# INDIRECT COST RATES



## Title & Food Service Programs

D0495 FT LARNED

2023-2024 RATES

*Calculated using 2021-2022 actual costs.*

1. Unallowed Costs .....	273,784
2. Restricted Direct + Unallowed Costs .....	11,870,409
3. Restricted Indirect - Unallowed Costs .....	421,232
4. Restricted Recovery Under or Over .....	-144,766
5. Restricted Net Cost - Unallowed Costs .....	276,466
6. Restricted Rate .....	2.33%
(Line 5 ÷ Line 2) × 100	
7. Unrestricted Direct + Unallowed Costs .....	10,336,913
8. Unrestricted Indirect - Unallowed Costs .....	1,954,728
9. Unrestricted Recovery Under or Over .....	116,870
10. Unrestricted Net Cost - Unallowed Costs .....	2,071,598
11. Unrestricted Rate .....	20.04%
(Line 10 ÷ Line 7) × 100	

I certify that the information contained herein conforms with the criteria in the OMB uniform administrative requirements guidance under 2 CFR 200 and education department general administrative regulations (EDGAR) 34 CFR parts 75.561 and 76.561 (b) and (c) is correct to the best of my knowledge and belief. No costs other than those incurred by this agency have been included in the indirect cost rate application. The same costs that have been treated as indirect costs have not been and will not be claimed as direct costs, and similar types of costs have been accorded consistent treatment. All expenditures detailed on the application form have been made, and records supporting them have been maintained and are available for audit.

We hereby apply for the indirect cost rates as listed above.

Accepted and approved by the Kansas State Board of Education.

August 3, 2023

\_\_\_\_\_  
Date

\_\_\_\_\_  
Date

\_\_\_\_\_  
Superintendent or other authorized official

  
Dale Brungardt, Director of School Finance

Above rates were computed by using 2021-2022 actual data from the USD budget on file with the State Department of Education. Supplementary data was furnished by the local education agency.

Please submit signed copy by August 18, 2023 to KSDE's School Finance team by emailing to Katie Albright [kalbright@ksde.org](mailto:kalbright@ksde.org).

*Kansas leads the world in the success of each student.*

# INDIRECT COST RATES



## Title & Food Service Programs

D0496 PAWNEE HEIGHTS

2023-2024 RATES

*Calculated using 2021-2022 actual costs.*

1. Unallowed Costs .....	56,025
2. Restricted Direct + Unallowed Costs .....	2,489,257
3. Restricted Indirect - Unallowed Costs .....	177,000
4. Restricted Recovery Under or Over .....	-38,039
5. Restricted Net Cost - Unallowed Costs .....	138,961
6. Restricted Rate .....	5.58%
(Line 5 ÷ Line 2) × 100	
7. Unrestricted Direct + Unallowed Costs .....	2,261,120
8. Unrestricted Indirect - Unallowed Costs .....	405,137
9. Unrestricted Recovery Under or Over .....	-18,343
10. Unrestricted Net Cost - Unallowed Costs .....	386,794
11. Unrestricted Rate .....	17.11%
(Line 10 ÷ Line 7) × 100	

I certify that the information contained herein conforms with the criteria in the OMB uniform administrative requirements guidance under 2 CFR 200 and education department general administrative regulations (EDGAR) 34 CFR parts 75.561 and 76.561 (b) and (c) is correct to the best of my knowledge and belief. No costs other than those incurred by this agency have been included in the indirect cost rate application. The same costs that have been treated as indirect costs have not been and will not be claimed as direct costs, and similar types of costs have been accorded consistent treatment. All expenditures detailed on the application form have been made, and records supporting them have been maintained and are available for audit.

We hereby apply for the indirect cost rates as listed above.

Accepted and approved by the Kansas State Board of Education.

August 3, 2023

\_\_\_\_\_  
Date

\_\_\_\_\_  
Date

\_\_\_\_\_  
Superintendent or other authorized official

  
Dale Brungardt, Director of School Finance

Above rates were computed by using 2021-2022 actual data from the USD budget on file with the State Department of Education. Supplementary data was furnished by the local education agency.

Please submit signed copy by August 18, 2023 to KSDE's School Finance team by emailing to Katie Albright [kalbright@ksde.org](mailto:kalbright@ksde.org).

*Kansas leads the world in the success of each student.*

# INDIRECT COST RATES



## Title & Food Service Programs

D0497 LAWRENCE

2023-2024 RATES

*Calculated using 2021-2022 actual costs.*

1. Unallowed Costs .....	1,653,033
2. Restricted Direct + Unallowed Costs .....	128,817,923
3. Restricted Indirect - Unallowed Costs .....	3,883,039
4. Restricted Recovery Under or Over .....	177,667
5. Restricted Net Cost - Unallowed Costs .....	4,060,706
6. Restricted Rate .....	3.15%
(Line 5 ÷ Line 2) × 100	
7. Unrestricted Direct + Unallowed Costs .....	117,603,803
8. Unrestricted Indirect - Unallowed Costs .....	15,097,159
9. Unrestricted Recovery Under or Over .....	2,086,816
10. Unrestricted Net Cost - Unallowed Costs .....	17,183,975
11. Unrestricted Rate .....	14.61%
(Line 10 ÷ Line 7) × 100	

I certify that the information contained herein conforms with the criteria in the OMB uniform administrative requirements guidance under 2 CFR 200 and education department general administrative regulations (EDGAR) 34 CFR parts 75.561 and 76.561 (b) and (c) is correct to the best of my knowledge and belief. No costs other than those incurred by this agency have been included in the indirect cost rate application. The same costs that have been treated as indirect costs have not been and will not be claimed as direct costs, and similar types of costs have been accorded consistent treatment. All expenditures detailed on the application form have been made, and records supporting them have been maintained and are available for audit.

We hereby apply for the indirect cost rates as listed above.

Accepted and approved by the Kansas State Board of Education.

August 3, 2023

\_\_\_\_\_  
Date

\_\_\_\_\_  
Date

\_\_\_\_\_  
Superintendent or other authorized official

  
Dale Brungardt, Director of School Finance

Above rates were computed by using 2021-2022 actual data from the USD budget on file with the State Department of Education. Supplementary data was furnished by the local education agency.

Please submit signed copy by August 18, 2023 to KSDE's School Finance team by emailing to Katie Albright [kalbright@ksde.org](mailto:kalbright@ksde.org).

*Kansas leads the world in the success of each student.*



# INDIRECT COST RATES



## Title & Food Service Programs

D0498 VALLEY HEIGHTS

2023-2024 RATES

*Calculated using 2021-2022 actual costs.*

1. Unallowed Costs .....	134,112
2. Restricted Direct + Unallowed Costs .....	6,757,288
3. Restricted Indirect - Unallowed Costs .....	216,445
4. Restricted Recovery Under or Over .....	-52,322
5. Restricted Net Cost - Unallowed Costs .....	164,123
6. Restricted Rate .....	2.43%
(Line 5 ÷ Line 2) × 100	
7. Unrestricted Direct + Unallowed Costs .....	5,891,384
8. Unrestricted Indirect - Unallowed Costs .....	1,082,349
9. Unrestricted Recovery Under or Over .....	275,428
10. Unrestricted Net Cost - Unallowed Costs .....	1,357,777
11. Unrestricted Rate .....	23.05%
(Line 10 ÷ Line 7) × 100	

I certify that the information contained herein conforms with the criteria in the OMB uniform administrative requirements guidance under 2 CFR 200 and education department general administrative regulations (EDGAR) 34 CFR parts 75.561 and 76.561 (b) and (c) is correct to the best of my knowledge and belief. No costs other than those incurred by this agency have been included in the indirect cost rate application. The same costs that have been treated as indirect costs have not been and will not be claimed as direct costs, and similar types of costs have been accorded consistent treatment. All expenditures detailed on the application form have been made, and records supporting them have been maintained and are available for audit.

We hereby apply for the indirect cost rates as listed above.

Accepted and approved by the Kansas State Board of Education.

August 3, 2023

\_\_\_\_\_  
Date

\_\_\_\_\_  
Date

\_\_\_\_\_  
Superintendent or other authorized official

  
Dale Brungardt, Director of School Finance

Above rates were computed by using 2021-2022 actual data from the USD budget on file with the State Department of Education. Supplementary data was furnished by the local education agency.

Please submit signed copy by August 18, 2023 to KSDE's School Finance team by emailing to Katie Albright [kalbright@ksde.org](mailto:kalbright@ksde.org).

*Kansas leads the world in the success of each student.*

# INDIRECT COST RATES



## Title & Food Service Programs

D0499 GALENA

2023-2024 RATES

*Calculated using 2021-2022 actual costs.*

1. Unallowed Costs .....	218,664
2. Restricted Direct + Unallowed Costs .....	11,215,348
3. Restricted Indirect - Unallowed Costs .....	278,513
4. Restricted Recovery Under or Over .....	-19,348
5. Restricted Net Cost - Unallowed Costs .....	259,165
6. Restricted Rate .....	2.31%
(Line 5 ÷ Line 2) × 100	
7. Unrestricted Direct + Unallowed Costs .....	9,901,089
8. Unrestricted Indirect - Unallowed Costs .....	1,592,772
9. Unrestricted Recovery Under or Over .....	36,216
10. Unrestricted Net Cost - Unallowed Costs .....	1,628,988
11. Unrestricted Rate .....	16.45%
(Line 10 ÷ Line 7) × 100	

I certify that the information contained herein conforms with the criteria in the OMB uniform administrative requirements guidance under 2 CFR 200 and education department general administrative regulations (EDGAR) 34 CFR parts 75.561 and 76.561 (b) and (c) is correct to the best of my knowledge and belief. No costs other than those incurred by this agency have been included in the indirect cost rate application. The same costs that have been treated as indirect costs have not been and will not be claimed as direct costs, and similar types of costs have been accorded consistent treatment. All expenditures detailed on the application form have been made, and records supporting them have been maintained and are available for audit.

We hereby apply for the indirect cost rates as listed above.

Accepted and approved by the Kansas State Board of Education.

August 3, 2023

\_\_\_\_\_  
Date

\_\_\_\_\_  
Date

\_\_\_\_\_  
Superintendent or other authorized official

  
Dale Brungardt, Director of School Finance

Above rates were computed by using 2021-2022 actual data from the USD budget on file with the State Department of Education. Supplementary data was furnished by the local education agency.

Please submit signed copy by August 18, 2023 to KSDE's School Finance team by emailing to Katie Albright [kalbright@ksde.org](mailto:kalbright@ksde.org).

*Kansas leads the world in the success of each student.*

# INDIRECT COST RATES



## Title & Food Service Programs

D0500 KANSAS CITY

2023-2024 RATES

*Calculated using 2021-2022 actual costs.*

1. Unallowed Costs .....	586,645
2. Restricted Direct + Unallowed Costs .....	313,169,867
3. Restricted Indirect - Unallowed Costs .....	14,867,276
4. Restricted Recovery Under or Over .....	-2,171,556
5. Restricted Net Cost - Unallowed Costs .....	12,695,720
6. Restricted Rate .....	4.05%
(Line 5 ÷ Line 2) × 100	
7. Unrestricted Direct + Unallowed Costs .....	273,759,703
8. Unrestricted Indirect - Unallowed Costs .....	54,277,440
9. Unrestricted Recovery Under or Over .....	-4,206,770
10. Unrestricted Net Cost - Unallowed Costs .....	50,070,670
11. Unrestricted Rate .....	18.29%
(Line 10 ÷ Line 7) × 100	

I certify that the information contained herein conforms with the criteria in the OMB uniform administrative requirements guidance under 2 CFR 200 and education department general administrative regulations (EDGAR) 34 CFR parts 75.561 and 76.561 (b) and (c) is correct to the best of my knowledge and belief. No costs other than those incurred by this agency have been included in the indirect cost rate application. The same costs that have been treated as indirect costs have not been and will not be claimed as direct costs, and similar types of costs have been accorded consistent treatment. All expenditures detailed on the application form have been made, and records supporting them have been maintained and are available for audit.

We hereby apply for the indirect cost rates as listed above.


Accepted and approved by the Kansas State Board of Education.

August 3, 2023

\_\_\_\_\_  
Date

\_\_\_\_\_  
Date

\_\_\_\_\_  
Superintendent or other authorized official

  
Dale Brungardt, Director of School Finance

Above rates were computed by using 2021-2022 actual data from the USD budget on file with the State Department of Education. Supplementary data was furnished by the local education agency.

Please submit signed copy by August 18, 2023 to KSDE's School Finance team by emailing to Katie Albright [kalbright@ksde.org](mailto:kalbright@ksde.org).

*Kansas leads the world in the success of each student.*

# INDIRECT COST RATES



## Title & Food Service Programs

D0501 TOPEKA PUBLIC SCHOOLS

2023-2024 RATES

*Calculated using 2021-2022 actual costs.*

1. Unallowed Costs .....	1,544,940
2. Restricted Direct + Unallowed Costs .....	189,512,736
3. Restricted Indirect - Unallowed Costs .....	8,183,618
4. Restricted Recovery Under or Over .....	-1,620,350
5. Restricted Net Cost - Unallowed Costs .....	6,563,268
6. Restricted Rate .....	3.46%
(Line 5 ÷ Line 2) × 100	
7. Unrestricted Direct + Unallowed Costs .....	175,893,926
8. Unrestricted Indirect - Unallowed Costs .....	21,802,428
9. Unrestricted Recovery Under or Over .....	-2,341,032
10. Unrestricted Net Cost - Unallowed Costs .....	19,461,396
11. Unrestricted Rate .....	11.06%
(Line 10 ÷ Line 7) × 100	

I certify that the information contained herein conforms with the criteria in the OMB uniform administrative requirements guidance under 2 CFR 200 and education department general administrative regulations (EDGAR) 34 CFR parts 75.561 and 76.561 (b) and (c) is correct to the best of my knowledge and belief. No costs other than those incurred by this agency have been included in the indirect cost rate application. The same costs that have been treated as indirect costs have not been and will not be claimed as direct costs, and similar types of costs have been accorded consistent treatment. All expenditures detailed on the application form have been made, and records supporting them have been maintained and are available for audit.

We hereby apply for the indirect cost rates as listed above.

Accepted and approved by the Kansas State Board of Education.

August 3, 2023

\_\_\_\_\_  
Date

\_\_\_\_\_  
Date

\_\_\_\_\_  
Superintendent or other authorized official

  
Dale Brungardt, Director of School Finance

Above rates were computed by using 2021-2022 actual data from the USD budget on file with the State Department of Education. Supplementary data was furnished by the local education agency.

Please submit signed copy by August 18, 2023 to KSDE's School Finance team by emailing to Katie Albright [kalbright@ksde.org](mailto:kalbright@ksde.org).

*Kansas leads the world in the success of each student.*

# INDIRECT COST RATES



## Title & Food Service Programs

D0502 LEWIS

2023-2024 RATES

*Calculated using 2021-2022 actual costs.*

1. Unallowed Costs .....	61,359
2. Restricted Direct + Unallowed Costs .....	1,761,542
3. Restricted Indirect - Unallowed Costs .....	101,408
4. Restricted Recovery Under or Over .....	-7,290
5. Restricted Net Cost - Unallowed Costs .....	94,118
6. Restricted Rate .....	5.34%
(Line 5 ÷ Line 2) × 100	
7. Unrestricted Direct + Unallowed Costs .....	1,566,710
8. Unrestricted Indirect - Unallowed Costs .....	296,240
9. Unrestricted Recovery Under or Over .....	-6,191
10. Unrestricted Net Cost - Unallowed Costs .....	290,049
11. Unrestricted Rate .....	18.51%
(Line 10 ÷ Line 7) × 100	

I certify that the information contained herein conforms with the criteria in the OMB uniform administrative requirements guidance under 2 CFR 200 and education department general administrative regulations (EDGAR) 34 CFR parts 75.561 and 76.561 (b) and (c) is correct to the best of my knowledge and belief. No costs other than those incurred by this agency have been included in the indirect cost rate application. The same costs that have been treated as indirect costs have not been and will not be claimed as direct costs, and similar types of costs have been accorded consistent treatment. All expenditures detailed on the application form have been made, and records supporting them have been maintained and are available for audit.

We hereby apply for the indirect cost rates as listed above.

Accepted and approved by the Kansas State Board of Education.

August 3, 2023

\_\_\_\_\_  
Date

\_\_\_\_\_  
Date

\_\_\_\_\_  
Superintendent or other authorized official

  
Dale Brungardt, Director of School Finance

Above rates were computed by using 2021-2022 actual data from the USD budget on file with the State Department of Education. Supplementary data was furnished by the local education agency.

Please submit signed copy by August 18, 2023 to KSDE's School Finance team by emailing to Katie Albright [kalbright@ksde.org](mailto:kalbright@ksde.org).

*Kansas leads the world in the success of each student.*

# INDIRECT COST RATES



## Title & Food Service Programs

D0503 PARSONS

2023-2024 RATES

*Calculated using 2021-2022 actual costs.*

1. Unallowed Costs .....	285,395
2. Restricted Direct + Unallowed Costs .....	17,074,399
3. Restricted Indirect - Unallowed Costs .....	801,278
4. Restricted Recovery Under or Over .....	108,095
5. Restricted Net Cost - Unallowed Costs .....	909,373
6. Restricted Rate .....	5.33%
(Line 5 ÷ Line 2) × 100	
7. Unrestricted Direct + Unallowed Costs .....	15,109,703
8. Unrestricted Indirect - Unallowed Costs .....	2,765,974
9. Unrestricted Recovery Under or Over .....	363,381
10. Unrestricted Net Cost - Unallowed Costs .....	3,129,355
11. Unrestricted Rate .....	20.71%
(Line 10 ÷ Line 7) × 100	

I certify that the information contained herein conforms with the criteria in the OMB uniform administrative requirements guidance under 2 CFR 200 and education department general administrative regulations (EDGAR) 34 CFR parts 75.561 and 76.561 (b) and (c) is correct to the best of my knowledge and belief. No costs other than those incurred by this agency have been included in the indirect cost rate application. The same costs that have been treated as indirect costs have not been and will not be claimed as direct costs, and similar types of costs have been accorded consistent treatment. All expenditures detailed on the application form have been made, and records supporting them have been maintained and are available for audit.

We hereby apply for the indirect cost rates as listed above.

Accepted and approved by the Kansas State Board of Education.

August 3, 2023

\_\_\_\_\_  
Date

\_\_\_\_\_  
Date

\_\_\_\_\_  
Superintendent or other authorized official

  
Dale Brungardt, Director of School Finance

Above rates were computed by using 2021-2022 actual data from the USD budget on file with the State Department of Education. Supplementary data was furnished by the local education agency.

Please submit signed copy by August 18, 2023 to KSDE's School Finance team by emailing to Katie Albright [kalbright@ksde.org](mailto:kalbright@ksde.org).

*Kansas leads the world in the success of each student.*

# INDIRECT COST RATES



## Title & Food Service Programs

D0504 OSWEGO

2023-2024 RATES

*Calculated using 2021-2022 actual costs.*

1. Unallowed Costs .....	126,005
2. Restricted Direct + Unallowed Costs .....	6,379,030
3. Restricted Indirect - Unallowed Costs .....	237,189
4. Restricted Recovery Under or Over .....	66,224
5. Restricted Net Cost - Unallowed Costs .....	303,413
6. Restricted Rate .....	4.76%
(Line 5 ÷ Line 2) × 100	
7. Unrestricted Direct + Unallowed Costs .....	5,871,804
8. Unrestricted Indirect - Unallowed Costs .....	744,415
9. Unrestricted Recovery Under or Over .....	59,269
10. Unrestricted Net Cost - Unallowed Costs .....	803,684
11. Unrestricted Rate .....	13.69%
(Line 10 ÷ Line 7) × 100	

I certify that the information contained herein conforms with the criteria in the OMB uniform administrative requirements guidance under 2 CFR 200 and education department general administrative regulations (EDGAR) 34 CFR parts 75.561 and 76.561 (b) and (c) is correct to the best of my knowledge and belief. No costs other than those incurred by this agency have been included in the indirect cost rate application. The same costs that have been treated as indirect costs have not been and will not be claimed as direct costs, and similar types of costs have been accorded consistent treatment. All expenditures detailed on the application form have been made, and records supporting them have been maintained and are available for audit.

We hereby apply for the indirect cost rates as listed above.

Accepted and approved by the Kansas State Board of Education.

August 3, 2023

\_\_\_\_\_  
Date

\_\_\_\_\_  
Date

\_\_\_\_\_  
Superintendent or other authorized official

  
Dale Brungardt, Director of School Finance

Above rates were computed by using 2021-2022 actual data from the USD budget on file with the State Department of Education. Supplementary data was furnished by the local education agency.

Please submit signed copy by August 18, 2023 to KSDE's School Finance team by emailing to Katie Albright [kalbright@ksde.org](mailto:kalbright@ksde.org).

*Kansas leads the world in the success of each student.*

# INDIRECT COST RATES



## Title & Food Service Programs

D0505 CHETOPA-ST. PAUL

2023-2024 RATES

*Calculated using 2021-2022 actual costs.*

1. Unallowed Costs .....	113,236
2. Restricted Direct + Unallowed Costs .....	6,229,958
3. Restricted Indirect - Unallowed Costs .....	217,899
4. Restricted Recovery Under or Over .....	1,444
5. Restricted Net Cost - Unallowed Costs .....	219,343
6. Restricted Rate .....	3.52%
(Line 5 ÷ Line 2) × 100	
7. Unrestricted Direct + Unallowed Costs .....	5,626,060
8. Unrestricted Indirect - Unallowed Costs .....	821,797
9. Unrestricted Recovery Under or Over .....	45,502
10. Unrestricted Net Cost - Unallowed Costs .....	867,299
11. Unrestricted Rate .....	15.42%
(Line 10 ÷ Line 7) × 100	

I certify that the information contained herein conforms with the criteria in the OMB uniform administrative requirements guidance under 2 CFR 200 and education department general administrative regulations (EDGAR) 34 CFR parts 75.561 and 76.561 (b) and (c) is correct to the best of my knowledge and belief. No costs other than those incurred by this agency have been included in the indirect cost rate application. The same costs that have been treated as indirect costs have not been and will not be claimed as direct costs, and similar types of costs have been accorded consistent treatment. All expenditures detailed on the application form have been made, and records supporting them have been maintained and are available for audit.

We hereby apply for the indirect cost rates as listed above.

Accepted and approved by the Kansas State Board of Education.

August 3, 2023

\_\_\_\_\_  
Date

\_\_\_\_\_  
Date

\_\_\_\_\_  
Superintendent or other authorized official

  
Dale Brungardt, Director of School Finance

Above rates were computed by using 2021-2022 actual data from the USD budget on file with the State Department of Education. Supplementary data was furnished by the local education agency.

Please submit signed copy by August 18, 2023 to KSDE's School Finance team by emailing to Katie Albright [kalbright@ksde.org](mailto:kalbright@ksde.org).

*Kansas leads the world in the success of each student.*



# INDIRECT COST RATES



## Title & Food Service Programs

D0506 LABETTE COUNTY

2023-2024 RATES

*Calculated using 2021-2022 actual costs.*

1. Unallowed Costs .....	319,258
2. Restricted Direct + Unallowed Costs .....	18,087,469
3. Restricted Indirect - Unallowed Costs .....	347,119
4. Restricted Recovery Under or Over .....	26,819
5. Restricted Net Cost - Unallowed Costs .....	373,938
6. Restricted Rate .....	2.07%
(Line 5 ÷ Line 2) × 100	
7. Unrestricted Direct + Unallowed Costs .....	15,913,030
8. Unrestricted Indirect - Unallowed Costs .....	2,521,558
9. Unrestricted Recovery Under or Over .....	94,559
10. Unrestricted Net Cost - Unallowed Costs .....	2,616,117
11. Unrestricted Rate .....	16.44%
(Line 10 ÷ Line 7) × 100	

I certify that the information contained herein conforms with the criteria in the OMB uniform administrative requirements guidance under 2 CFR 200 and education department general administrative regulations (EDGAR) 34 CFR parts 75.561 and 76.561 (b) and (c) is correct to the best of my knowledge and belief. No costs other than those incurred by this agency have been included in the indirect cost rate application. The same costs that have been treated as indirect costs have not been and will not be claimed as direct costs, and similar types of costs have been accorded consistent treatment. All expenditures detailed on the application form have been made, and records supporting them have been maintained and are available for audit.

We hereby apply for the indirect cost rates as listed above.

Accepted and approved by the Kansas State Board of Education.

August 3, 2023

\_\_\_\_\_  
Date

\_\_\_\_\_  
Date

\_\_\_\_\_  
Superintendent or other authorized official

  
Dale Brungardt, Director of School Finance

Above rates were computed by using 2021-2022 actual data from the USD budget on file with the State Department of Education. Supplementary data was furnished by the local education agency.

Please submit signed copy by August 18, 2023 to KSDE's School Finance team by emailing to Katie Albright [kalbright@ksde.org](mailto:kalbright@ksde.org).

*Kansas leads the world in the success of each student.*

# INDIRECT COST RATES



## Title & Food Service Programs

D0507 SATANTA

2023-2024 RATES

*Calculated using 2021-2022 actual costs.*

1. Unallowed Costs .....	116,585
2. Restricted Direct + Unallowed Costs .....	4,633,287
3. Restricted Indirect - Unallowed Costs .....	319,485
4. Restricted Recovery Under or Over .....	-97,968
5. Restricted Net Cost - Unallowed Costs .....	221,517
6. Restricted Rate .....	4.78%
(Line 5 ÷ Line 2) × 100	
7. Unrestricted Direct + Unallowed Costs .....	4,067,398
8. Unrestricted Indirect - Unallowed Costs .....	885,374
9. Unrestricted Recovery Under or Over .....	18,603
10. Unrestricted Net Cost - Unallowed Costs .....	903,977
11. Unrestricted Rate .....	22.22%
(Line 10 ÷ Line 7) × 100	

I certify that the information contained herein conforms with the criteria in the OMB uniform administrative requirements guidance under 2 CFR 200 and education department general administrative regulations (EDGAR) 34 CFR parts 75.561 and 76.561 (b) and (c) is correct to the best of my knowledge and belief. No costs other than those incurred by this agency have been included in the indirect cost rate application. The same costs that have been treated as indirect costs have not been and will not be claimed as direct costs, and similar types of costs have been accorded consistent treatment. All expenditures detailed on the application form have been made, and records supporting them have been maintained and are available for audit.

We hereby apply for the indirect cost rates as listed above.

Accepted and approved by the Kansas State Board of Education.

August 3, 2023

\_\_\_\_\_  
Date

\_\_\_\_\_  
Date

\_\_\_\_\_  
Superintendent or other authorized official

  
Dale Brungardt, Director of School Finance

Above rates were computed by using 2021-2022 actual data from the USD budget on file with the State Department of Education. Supplementary data was furnished by the local education agency.

Please submit signed copy by August 18, 2023 to KSDE's School Finance team by emailing to Katie Albright [kalbright@ksde.org](mailto:kalbright@ksde.org).

*Kansas leads the world in the success of each student.*

# INDIRECT COST RATES



## Title & Food Service Programs

D0508 BAXTER SPRINGS

2023-2024 RATES

*Calculated using 2021-2022 actual costs.*

1. Unallowed Costs .....	145,115
2. Restricted Direct + Unallowed Costs .....	11,813,506
3. Restricted Indirect - Unallowed Costs .....	516,108
4. Restricted Recovery Under or Over .....	47,921
5. Restricted Net Cost - Unallowed Costs .....	564,029
6. Restricted Rate .....	4.77%
(Line 5 ÷ Line 2) × 100	
7. Unrestricted Direct + Unallowed Costs .....	10,534,907
8. Unrestricted Indirect - Unallowed Costs .....	1,794,707
9. Unrestricted Recovery Under or Over .....	53,643
10. Unrestricted Net Cost - Unallowed Costs .....	1,848,350
11. Unrestricted Rate .....	17.55%
(Line 10 ÷ Line 7) × 100	

I certify that the information contained herein conforms with the criteria in the OMB uniform administrative requirements guidance under 2 CFR 200 and education department general administrative regulations (EDGAR) 34 CFR parts 75.561 and 76.561 (b) and (c) is correct to the best of my knowledge and belief. No costs other than those incurred by this agency have been included in the indirect cost rate application. The same costs that have been treated as indirect costs have not been and will not be claimed as direct costs, and similar types of costs have been accorded consistent treatment. All expenditures detailed on the application form have been made, and records supporting them have been maintained and are available for audit.

We hereby apply for the indirect cost rates as listed above.

Accepted and approved by the Kansas State Board of Education.

August 3, 2023

\_\_\_\_\_  
Date

\_\_\_\_\_  
Date

\_\_\_\_\_  
Superintendent or other authorized official

  
Dale Brungardt, Director of School Finance

Above rates were computed by using 2021-2022 actual data from the USD budget on file with the State Department of Education. Supplementary data was furnished by the local education agency.

Please submit signed copy by August 18, 2023 to KSDE's School Finance team by emailing to Katie Albright [kalbright@ksde.org](mailto:kalbright@ksde.org).

*Kansas leads the world in the success of each student.*

# INDIRECT COST RATES



## Title & Food Service Programs

D0509 SOUTH HAVEN

2023-2024 RATES

*Calculated using 2021-2022 actual costs.*

1. Unallowed Costs .....	103,954
2. Restricted Direct + Unallowed Costs .....	3,529,734
3. Restricted Indirect - Unallowed Costs .....	90,784
4. Restricted Recovery Under or Over .....	1,772
5. Restricted Net Cost - Unallowed Costs .....	92,556
6. Restricted Rate .....	2.62%
(Line 5 ÷ Line 2) × 100	
7. Unrestricted Direct + Unallowed Costs .....	3,215,073
8. Unrestricted Indirect - Unallowed Costs .....	405,445
9. Unrestricted Recovery Under or Over .....	-25,659
10. Unrestricted Net Cost - Unallowed Costs .....	379,786
11. Unrestricted Rate .....	11.81%
(Line 10 ÷ Line 7) × 100	

I certify that the information contained herein conforms with the criteria in the OMB uniform administrative requirements guidance under 2 CFR 200 and education department general administrative regulations (EDGAR) 34 CFR parts 75.561 and 76.561 (b) and (c) is correct to the best of my knowledge and belief. No costs other than those incurred by this agency have been included in the indirect cost rate application. The same costs that have been treated as indirect costs have not been and will not be claimed as direct costs, and similar types of costs have been accorded consistent treatment. All expenditures detailed on the application form have been made, and records supporting them have been maintained and are available for audit.

We hereby apply for the indirect cost rates as listed above.

Accepted and approved by the Kansas State  
Board of Education.

August 3, 2023

\_\_\_\_\_  
Date

\_\_\_\_\_  
Date

\_\_\_\_\_  
Superintendent or other authorized official

  
Dale Brungardt, Director of School Finance

Above rates were computed by using 2021-2022 actual data from the USD budget on file with the State Department of Education. Supplementary data was furnished by the local education agency.

Please submit signed copy by August 18, 2023 to KSDE's School Finance team by emailing to Katie Albright [kalbright@ksde.org](mailto:kalbright@ksde.org).

*Kansas leads the world in the success of each student.*

# INDIRECT COST RATES



## Title & Food Service Programs

D0511 ATTICA

2023-2024 RATES

*Calculated using 2021-2022 actual costs.*

1. Unallowed Costs .....	126,000
2. Restricted Direct + Unallowed Costs .....	3,190,469
3. Restricted Indirect - Unallowed Costs .....	68,089
4. Restricted Recovery Under or Over .....	-122,222
5. Restricted Net Cost - Unallowed Costs .....	-54,133
6. Restricted Rate .....	0.00%
(Line 5 ÷ Line 2) × 100	
7. Unrestricted Direct + Unallowed Costs .....	2,959,505
8. Unrestricted Indirect - Unallowed Costs .....	299,053
9. Unrestricted Recovery Under or Over .....	-240,442
10. Unrestricted Net Cost - Unallowed Costs .....	58,611
11. Unrestricted Rate .....	1.98%
(Line 10 ÷ Line 7) × 100	

I certify that the information contained herein conforms with the criteria in the OMB uniform administrative requirements guidance under 2 CFR 200 and education department general administrative regulations (EDGAR) 34 CFR parts 75.561 and 76.561 (b) and (c) is correct to the best of my knowledge and belief. No costs other than those incurred by this agency have been included in the indirect cost rate application. The same costs that have been treated as indirect costs have not been and will not be claimed as direct costs, and similar types of costs have been accorded consistent treatment. All expenditures detailed on the application form have been made, and records supporting them have been maintained and are available for audit.

We hereby apply for the indirect cost rates as listed above.

Accepted and approved by the Kansas State Board of Education.

August 3, 2023

\_\_\_\_\_  
Date

\_\_\_\_\_  
Date

\_\_\_\_\_  
Superintendent or other authorized official

  
Dale Brungardt, Director of School Finance

Above rates were computed by using 2021-2022 actual data from the USD budget on file with the State Department of Education. Supplementary data was furnished by the local education agency.

Please submit signed copy by August 18, 2023 to KSDE's School Finance team by emailing to Katie Albright [kalbright@ksde.org](mailto:kalbright@ksde.org).

*Kansas leads the world in the success of each student.*

# INDIRECT COST RATES



## Title & Food Service Programs

D0512 SHAWNEE MISSION PUB SCH

2023-2024 RATES

*Calculated using 2021-2022 actual costs.*

1. Unallowed Costs .....	960,687
2. Restricted Direct + Unallowed Costs .....	302,443,866
3. Restricted Indirect - Unallowed Costs .....	11,874,201
4. Restricted Recovery Under or Over .....	-337,936
5. Restricted Net Cost - Unallowed Costs .....	11,536,265
6. Restricted Rate .....	3.81%
(Line 5 ÷ Line 2) × 100	
7. Unrestricted Direct + Unallowed Costs .....	277,343,668
8. Unrestricted Indirect - Unallowed Costs .....	36,974,399
9. Unrestricted Recovery Under or Over .....	-1,797,020
10. Unrestricted Net Cost - Unallowed Costs .....	35,177,379
11. Unrestricted Rate .....	12.68%
(Line 10 ÷ Line 7) × 100	

I certify that the information contained herein conforms with the criteria in the OMB uniform administrative requirements guidance under 2 CFR 200 and education department general administrative regulations (EDGAR) 34 CFR parts 75.561 and 76.561 (b) and (c) is correct to the best of my knowledge and belief. No costs other than those incurred by this agency have been included in the indirect cost rate application. The same costs that have been treated as indirect costs have not been and will not be claimed as direct costs, and similar types of costs have been accorded consistent treatment. All expenditures detailed on the application form have been made, and records supporting them have been maintained and are available for audit.

We hereby apply for the indirect cost rates as listed above.

Accepted and approved by the Kansas State Board of Education.

August 3, 2023

Date

Date

\_\_\_\_\_  
Superintendent or other authorized official

\_\_\_\_\_  
Dale Brungardt, Director of School Finance

Above rates were computed by using 2021-2022 actual data from the USD budget on file with the State Department of Education. Supplementary data was furnished by the local education agency.

Please submit signed copy by August 18, 2023 to KSDE's School Finance team by emailing to Katie Albright [kalbright@ksde.org](mailto:kalbright@ksde.org).

*Kansas leads the world in the success of each student.*